

GIRLS CROSS COUNTRY

1998

VARSITY:

WSC - 2ND

REGIONAL - 2ND

SECTIONAL - 6TH

TROPHIES:

REAVIS - 3RD

MINOOKA - 2ND

ALL-CONFERENCE

NATALIE
COLLEEN A.
ANJALI
CARLI
MISSY
KATE

ACADEMIC ALL-CONFERENCE

SARAH A.	NATALIE
SOMI	JONI
LIZ D.	CARLI
ANJALI	BIANCA

JUNIOR VARSITY:

WSC - CHAMPIONS!

TROPHY: NILES WEST - 5TH

JV ALL-CONFERENCE

DYLANA	TRACY
LIZ D.	SARAH A.
COLLEEN C.	
CHRISTINA	
TRICIA	

FROSH - SOPH:

TROPHY: NILES WEST - 5TH

FROSH - SOPH ALL CONFERENCE

KATE

KLM 2.5 MILE TOP TIMES

SIZZLING SIXTEENS

Kate Kaminski	16:12	1998
Natalie Kong	16:36	1998
Colleen Amish	16:37	1998
Becka Duvall	16:53	1998

SUPER SEVENTEENS

Anjali Iyengar	17:04	1998
Carli Spanik	17:09	1998
Missy Veronica	17:18	1998
Dylana Leung	17:30	1998
Liz Duvall	17:36	1998
Christina Bayer	17:38	1998
Colleen Carr	17:41	1998
Tricia Wenckus	17:48	1998
Lauren Markovic	17:56	1998

WEST SUBURBAN CONFERENCE
1998 MEDALISTS
GIRLS CROSS COUNTRY

SILVER DIVISION

Celli Williams	Sr.	York
Audrey Giesler	Jr.	Downers Grove North
Kyna Forkins	So.	Glenbard West
Jessica Brannigan	So.	Downers Grove North
Jennifer Korrison	Jr.	Glenbard West
Courtney Tumpach	So.	Downers Grove North
Kelly Forst	So.	York
Laura Fitzgerald	Jr.	York
Sarah Teren	Jr.	Oak Park-River Forest
Melissa Maestri	So.	Hinsdale Central
Erin Fiene	Sr.	York
Leslie Wasserstrom	So.	Oak Park-River Forest
Andrea Lipps	Sr.	Oak Park-River Forest
Irandi Gunawardene	Jr.	Hinsdale Central
Holly Rom	Sr.	Glenbard West
Maria Cicero	So.	York

GOLD DIVISION

Jenni Goebel	Jr.	Willowbrook
Carly Nuzbach	Sr.	Downers Grove South
Betsy King	Fr.	Willowbrook
Vicky Warner	Sr.	Willowbrook
Erica Camilliere	So.	Willowbrook
Liana Bracker	Sr.	Willowbrook
Katie Kaminski	Fr.	Hinsdale South
Natalie Kong	Sr.	Hinsdale South
Melissa Auriene	Jr.	Downers Grove South
Colleen Amish	Jr.	Hinsdale South
Bethany McGibbon	Sr.	Downers Grove South
Jenny Hohmeir	Sr.	Leyden
Anjali Syengar	Sr.	Hinsdale South
Carli Spanik	Sr.	Hinsdale South
Courtney Hrejisa	So.	Downers Grove South
Missy Veronica	Sr.	Hinsdale South

WEST SUBURBAN CONFERENCE
1998 ALL ACADEMIC
GIRLS CROSS COUNTRY

GOLD DIVISION

Downers Grove South

Dena Christoff
Carrie Furuya
Lauren Kersey
Carly Nuzbach
Eli White

Hinsdale South

Sarah Augustine
Sumayya Basathia
Elizabeth Duvall
Anjali Iyengar
Natalie Kong
Joni Ranchoero
Carli Spanik
Bianca Taylor

Leyden

Jenny Hohmeier
Agnes McGinnis
Jenny Fernandez

Morton

Guadalupe Andrew
Maribel Martinez
Marines Martinez
Emma Melero
Sandra Montes
Olgalidia Navarro
Chelsea Sullivan

Proviso East

Keya Willis
Tamara Robinson

Willowbrook

Liana Bracker
Katie Colfer
Tracy Kessner
Katie Pederson
Jessica Rodenbostel
Vicky Warner

HINSDALE SOUTH SEASON SUMMARY

SPORT VARSITY C.C. COACH M. MADSEN YEAR 1998
 Scores of contests in chronological order. Underline home team.
 Star (*) league contest.

1. HORNET-RED DEVIL INVITE 179 (8TH) 16.
2. REAVIS INVITE 73 (3RD) 17.
- * 3. H.S. 18 - MORTON 45 18.
4. MINOOKA INVITE 17 (2ND) 19.
- * 5. H.S. 15 - LEYDEN 50 20.
- * 6. H.S. 15 - PROVISO EAST 50 21.
- * 7. WILLOWBROOK 17 - H.S. 40 22.
8. NILES WEST INVITE: 213 (7TH) 23.
- * 9. H.S. 15 - A. TRAIL 50 24.
- * 10. H.S. 19 - DGS 42 25.
- * 11. WSC - GOLD CONFERENCE: 52 (2ND) 26.
12. IHSA REGIONAL: 47 (2ND) 27.
13. IHSA SECTIONAL: 152 (6TH) 28.
14. 29.
15. 30.

LEAGUE STANDINGS:
SCHOOL

1.	WILLOWBROOK (6-0)	<u>WSC</u> 19	
2.	HINSDALE SOUTH (5-1)	52	
3.	DUNNERS GRAVE SOUTH (4-2)	54	
4.	LEYDEN (3-3)	112	
TIE	[5. MORTON (2-4)	158] TIE
	[6. ADDISON TRAIL (1-5)	148	
7.	PROVISO EAST (0-6)	-	

COMMENTS:

HINSDALE SOUTH SEASON SUMMARY

SPORT JUNIOR VARSITY C.C. COACH _____ YEAR 1998
 Scores of contests in chronological order. Underline home team.
 Star (*) league contest.

1. <u>HORNET-RED DEVIL INVITE</u> 99 (4TH)	16.
* 2. <u>H.S. 15 - MORTON</u> 50	17.
* 3. <u>H.S. 15 - LEYDEN</u> 50	18.
* 4. <u>H.S. 15 - PROVIDE EAST</u> 50	19.
* 5. <u>H.S. 22 - WILLOWBROOK</u> 37	20.
6. <u>MILES WEST INVITE</u> : 133 (5TH)	21.
* 7. <u>H.S. 15 - A. TRAIL</u> 50	22.
* 8. <u>H.S. 16 - DGS</u> 47	23.
* 9. <u>WSC-GOLD CONFERENCE</u> : 20 (1 ST)	24.
10.	25.
11.	26.
12.	27.
13.	28.
14.	29.
15.	30.

LEAGUE STANDINGS:

SCHOOL	<u>WSC</u>
1. HINSDALE SOUTH (6-0)	20
2. WILLOWBROOK (5-1)	36
3. DOWNERS GRAVE SOUTH	75
4. MORTON	120
5. ADDISON TRAIL	—
6. LEYDEN	—
7. PROVIDE EAST	—

COMMENTS:

HINSDALE SOUTH SEASON SUMMARY

SPORT FROSH-SOPH C.C. COACH M. MADSEN YEAR 1998
 Scores of contests in chronological order. Underline home team.
 Star (*) league contest.

1. HORNET-RED DEVIL INVITE: 177 (7TH) 16.
2. REAVIS INVITE: No Score 17.
- * 3. MARTON - H.S. 50 18.
4. DGS INVITE: No TEAM SCORES 19.
- * 5. LEYDEN 15 - H.S. 50 20.
- * 6. H.S. - PRIVISO EAST: DOUBLE FORFEIT 21.
- * 7. WILLOWBROOK 15 - H.S. 50 22.
8. NILES WEST INVITE: 144 (5TH) 23.
- * 9. DGS 15 - H.S. 50 24.
- * 10. H.S. - A. TRAIL: DOUBLE FORFEIT 25.
- * 11. WSC-GOLD CONFERENCE: INCOMPLETE TEAM 26.
12. 27.
13. 28.
14. 29.
15. 30.

LEAGUE STANDINGS:
SCHOOL

	WSC
1. <u>WILLOWBROOK</u> (6-0)	19
2. <u>DOWNERS GROVE SOUTH</u> (5-1)	38
3. <u>LEYDEN</u>	88
4. <u>MARTON</u>	98
5. <u>ADDISON TRAIL</u>	—
6. <u>HINSDALE SOUTH</u>	—
7. <u>PRIVISO EAST</u>	—

COMMENTS:

Name of meet

	HORNET-RED DEVIL INVITATIONAL REAVIS	INVITATIONAL	MORTON (Home)	MINDOKA INVITATIONAL	DOWNERS GROVE SOUTH INV.T.	PROVISO EAST LEYDEN	WILLOW BROOK (Home)	MILES WEST (Away)	DOWNERS SOUTH INVITATIONAL	W.C. GOLD CONFERENCE (A)	IHSAA CONFERENCE (Home)	IHSAA REGIONAL	SECTIONAL	
Race distance	2.5	V: 2.5 F: 3.0	2.5	2.0	2.4	2.5	2.6.5	V: 2.5 F: 2.2	2.2	2.5	2.5	2.5		
Team finish	V: 8 F: 4 F: 7	V: 8 F: 1	V: 1 F: 1	2 ND	V: 1 F: 1	V: 2 F: 1	V: 7 F: 1	V: 1 F: 1	V: 2 F: 1	V: 2 F: 1	2 ND	6 TH		
SARAH AUGUSTINE	18:59	* 14:46	18:49		16:30	18:44	19:06	14:23	16:53	19:00				
SAMI BASATHIA	22:18		21:59		18:35	22:20		15:50	18:53	21:34				
CHRISTINA BAYER	18:37	* 14:07				17:38	18:10	17:55	16:34	18:15				
LIZ DUVAL	18:17	* 14:50	17:59	14:13		17:34	18:27	17:36	16:06	18:04				
MEISHA HILL	22:53	* 17:25	22:02		19:47		21:30	16:32	20:31	23:08				
ANJALI IYENGAR	17:31	17:05	17:33	13:22		17:04	17:03	16:55	15:03	17:09	16:57	16:03		
NATALIE KONG	16:36	16:22	17:17	13:07		16:40	16:41	16:37	15:04	16:44	16:27	15:36		
JONI RANCHERO	19:40	* 14:26			16:41	18:13				19:24				
CARLI SPANIK	18:01	18:30	18:10	13:46		17:15	17:42		15:05	17:09	17:01	16:16		
BIANCA TAYLOR		* 14:35			17:21	18:16	18:36		16:56					
MISSY VERONICA	18:31	* 13:50	17:47		15:52	17:22	18:12	16:49	15:01	17:18	16:57	16:13		
COLLEEN AMISH	17:00	16:48	16:37	12:56		16:47	17:27	16:58	14:57	17:03	16:23	16:30		
TRACY HINES	18:44	* 15:25	18:41		16:41	19:26	19:07	19:08	16:47	18:46				
REKHA IYENGAR								15:46		20:23				
LIZ KASSIR	22:01		21:21		19:04	19:51	20:44	15:27	18:01	20:03				
DYLANA LEUNG	18:07	18:03	17:49	13:41		17:30	17:56	17:05	16:19	17:52				
SARAH LIBBY	DNF	* 17:16			19:36	DNF	22:09		21:36	22:03				
LAUREN MARKOVIC	19:09	* 14:21	18:30		16:00	17:56	18:11	13:57	16:17	21:34				
COLETTE MAY		* 14:45	18:57					20:24	15:19	DNF				
KARA TRINCO	21:25	* 16:43	20:58		18:35	19:58		15:38	18:16	20:41				
TRICIA WENCKUS		* 15:18	19:06		15:57	17:48	18:29		16:04	18:14				

PLACE - TEAM PLACE - MEET	MEET	(V=VARIETY) (O=OPEN)										
		HORNET/REO DEVIL INVT.	REAVIS INVT.	MORTON (thone)	M. NOOKA INVITATIONAL	DOWNERS GROVE SOUTH INVT.	PRIVISO EAST LEYBOND (thone)	WILLOWBROOK (Away)	MILES WEST INVITATIONAL	DOWNERS SOUTH ADMISSION TRAIL (A)	WSC GOLD CONFERENCE (thone)	IJASA REGIONAL
SARAH AUGUSTINE	12 (8) 11	JV20	JV35	JV3		5 16	15	(6)	15	14		
SOMI BASATHIA	19	JV159		JV9		9 21		(13)	21	23		
CHRISTINA BAYER	10 (3)	V58	JV13				10 8	7	13	11		
LIZ DÜVALL	7 (9) 6 8	V53	JV38	V7	1-ORH		9 12	6	9	9		
MEISHA HILL	20 (16) 20	JV173	JV131	JV10		14		19 (15)	22	25		
ANJALI IYENGAR	4 5 3 3 5	V39	V21	V4	1-FR.5		5 3	3	4	4	5	3
NATALIE KONG	1 1 2 4	V15	V6	V2	7-FR.1		2 1	1	5	2	2	2
JONI RANCHERO	15 (5)	JV37	JV24			6 14				16		
CARLI SPANIK	5 7 7 7	V50	V41	V8	2-FR.7		6 5		6	5	6	5
BIANCA TAYLOR	(6)					8 15 14			16			
MISSY VERONICA	9 (2) 4	JV10	JV6	V5		0 3	V7	V15	V40	V5	V16	13 39
COLLEEN AMISH	3 2 1 3	V24	V12	V1	2-FR.2		3 4	4	2	3	1	6
TRACY HINES	11 (13) 10	JV15	JV52	JV2		7 18	16	(5)	14	13		
REKHA IYENGAR						0 21	JV8	JV12	JV14	JV6	JV10	
LIZ KASSIR	18	JV145		JV7		11 19	19	(9)	18	17		
DYLANA LEUNG	6 6 5 6	V51	V28	V6	2-FR.6		0 63	JV9	JV19	JV55	JV19	JV20
SARAH LIBBY		DNF	(15)			13	DNF	20		23	24	
LAUREN MARKOVIC	13 (4) 8	JV23	JV21	JV1		0 7	JV4	JV3	JV5	JV3	JV29	
COLETTE MAY	(7) 12		JV34	JV4				18 (8)		DNF		
KARA TRINCO	17 (14) 17	JV119	JV105	JV6		0 63	JV10		JV65	JV21	JV27	
TRICIA WENCKUS	(14) 13		JV47	JV5		2 12	13			8	12	
						0 5	JV3	JV7		JV1	JV6	

PLACE - TEAM
PLACE - MEET

(V= VARSITY)
(O= OPEN)

	MEET	MEET										IHSR REGIONAL	IHSR SECTIONAL
		HORNET/ DEVIL INVT.	REAVIS INVT.	MORTON (Home)	MINGOOKA INVITATIONAL	DONNERS GROVE SOUTH INVT.	PRAVISO EAST LEYDEN (Home)	WILLOWBROOK (Away)	NILES WEST INVITATIONAL	POWERS SOUTH ADDITION TRAIL (A)	NSC GOLD CONFERENCE (Home)		
COLLEEN CARR	8	(1)	9		4	11	10	(2)	7	10			
	FS16	FS2	V9		FS8	V2	JV4	FS12	V10	JV4			
BECKA DUVALL	DNF	3	15	2		4	7	(3)	10	7	7	7	
		V16	V12	2-F1.4		V4	V14	FS13	V14	V19	20	DNF	
KATIE HOGANSON	14	(10)	14		12	17	17	(7)	17	15			
	FS42	FS26	FS1		FS34	FS1	FS4	FS41	JV10	FS9			
ASHLEY HUFSTEDLER	16	(11)	16					(10)	20	20			
	FS49	FS22	FS2					FS20	JV22	FS25			
ANNE URASKY	21		DNF		15		21	(14)	24	21			
	FS6A				FS41		FS10	FS106	JV35	FS26			
KATE KAMINSKI	2	4	DNF	1		1	2	(1)	1	1	3	1	
	FS1	V18		1-F1.3		V1	V7	FS2	V1	V7	8	23	

IHSA increases distance for girls competitions

B
D
GGIE GORSKI
erald Correspondent

CROSS COUNTRY

Illinois High School Association has opted to change the distance of girls cross country. After much debate, it's bringing it closer in line with most of the rest of the country.

For the first time since girls cross country competition began in 1979, the IHSA executive committee has approved a change in its competition distance, increasing it from 2.25 miles to 2.5 miles at Peoria's Detweiller Park.

Over the last four years, coaches have been polled as to whether or not to lengthen the distance for girls competition at the state meet and then to lengthen the allowable distances for regular-season races in preparation for the final meet in Peoria.

According to IHSA assistant executive director Sue Hinrichsen, the change came slowly, from a flat

rejection when the issue was first introduced in 1994, to "very vocal" approval in the fall of 1997.

There never seemed to be a question in the minds of Class AA coaches, who have long pushed for a tougher standard.

The hesitancy came from Class A coaches, already struggling to recruit athletes at 2 miles.

"Currently, 40 of our 50 states are competing at 2.5 or 3 miles," Hinrichsen said.

"Each time we polled the coaches since that first effort in 1994, we saw a change in attitude and a trend towards going to a longer distance.

"The biggest fear we've heard was the recruiting factor, and predominantly from the smaller schools who have trouble getting kids out to begin with. The AA schools were very much in favor

in the last survey, and they were very vocal.

"But we also saw the A schools starting to move towards the same direction."

The executive committee decision came despite the coaches advisory committee recommendation last fall that only Class AA schools move to the longer distance.

According to Hinrichsen, both the state final Class A and AA races in Peoria will cover a 2.5-mile revised course which is expected to eliminate the usually-tactical "triangle" at the northeast corner of Detweiller Park.

"Actually, it will make the course more spectator friendly, since the runners pretty much disappear while in that area," she explained. "We've also had trouble with supervision back there."

Programs throughout the state

will need to adjust their home courses to comply with the new parameters which allow a range of distances from 2.25 to 2.75 miles for regular-season competition.

"It'll be interesting, particularly in the first year because of all the revised courses," said Palatine coach and former Illinois Track and Cross Country Coaches Association president Steve Currins.

"I suppose it was a difficult decision because of all the records. The biggest thing will be how the coaches approach the change.

"Obviously, the stronger programs — the people who train more — are going to benefit. Now this becomes a longer distance sport.

"The programs that have been good are probably going to be better. Training will begin to show.

Numerous veterans give boost to Hinsdale South's high hopes

By Bill Stone
Doings Sports Writer

There are a lot of familiar faces back this season for the Hinsdale South girls cross country team.

So many, in fact, that 18th-year coach Mike Madsen has his largest group of seniors ever (12) and 10 juniors to comprise 75 percent of his squad.

With that experience and a good base of summer running, the Hornets have big goals and expect to adapt quickly to the longer courses as the state meet race increases from 2.1 to 2.5 miles.

"We've got a veteran, hard-working group and certainly one of the strengths is they're terrific kids," said Madsen, whose team opens at the Hornet-Red Devil Invitational Saturday, Sept. 5, at Katherine Legge Memorial Park. The varsity race is at 10:40 a.m.

"They did more work in the summer than they have in the past. They're excited about this season. We've got a lot of older girls looking forward to this."

Among the key returnees are senior Natalie Kong and junior Colleen Amish, who were both individual sectional qualifiers in 1997 as first-year runners. They also earned All-WSC Gold honors with top-16 conference meet finishes.

Senior two-time letterwinner Joni Ranchoero also was all-conference in 1997. Senior Missy Veronica was all-conference in 1996 but was injured all of last season.

Seniors Liz Duvall (All-WSC Gold in 1995) and Anjali Iyengar, who are team captains with Kong, senior Carli Spanik and junior Dylana Leung also are two-time letterwinners.


Sophomore Becca Duvall is a returning letterwinner who gained confidence by joining Veronica and senior Bianca Taylor on the Hornets' 1,600-meter relay team that qualified for the Class AA state track meet in May.

Iyengar, Taylor, junior Lauren Markovic and senior Christina Bayer were all-conference for last year's Gold champion junior varsity team. Juniors Tracy Hines and Liz Kassir and sophomore Katie Hoganson were all-conference in the sophomore race.

Freshman Kate Kaminski, a standout at Cass Junior High School, also should contribute.

The Hornets, third in the West Suburban Conference Gold Division last season, again will battle defending champion Willowbrook and Downers Grove South. The Hornets have earned top-three overall conference finishes every year since 1979.

"It's a fairly balanced group so we have to see who rises to the



Hinsdale South junior Colleen Amish was an individual sectional qualifier in 1997. (Doings photo by Scott Hardesty)

South cross country

surface out of this group," Madsen said. "We should be stronger than last year."

Time will tell Hornets' fortune

By Bill Stone
Doings Sports Writer

South cross country

The Hinsdale South boys cross

year (17th) after all-conference honors in the sophomore and freshman meets. Sconiers was the team's

GIRLS CROSS COUNTRY / Season Preview

WV South

Last year's champion...
Coach: [Name]
Key players: [List]
Returnees: [List]
Newcomers: [List]

DUPAGE VALLEY

Glenbard East
Coach: [Name]
Key players: [List]
Returnees: [List]
Newcomers: [List]

Glenbard North

Coach: [Name]
Key players: [List]
Returnees: [List]
Newcomers: [List]

Naperville Central

Coach: [Name]
Key players: [List]
Returnees: [List]
Newcomers: [List]

EAST SUBURBAN CATHOLIC

Coach: [Name]
Key players: [List]
Returnees: [List]
Newcomers: [List]

INTERSTATE EIGHT

Coach: [Name]
Key players: [List]
Returnees: [List]
Newcomers: [List]

PRIVATE SCHOOL

Timothy Christian
Coach: [Name]
Key players: [List]
Returnees: [List]
Newcomers: [List]

Wheaton Academy

Coach: [Name]
Key players: [List]
Returnees: [List]
Newcomers: [List]

West Chicago

Coach: [Name]
Key players: [List]
Returnees: [List]
Newcomers: [List]

Wheaton North

Coach: [Name]
Key players: [List]
Returnees: [List]
Newcomers: [List]

MAINTENANCE

Coach: [Name]
Key players: [List]
Returnees: [List]
Newcomers: [List]



St. Francis Emily Hines, Sarah Benton, Katie Rutkowski, and Lara Baranovic are packed with experience.

Class A on the move
St. Francis squad as strong as ever

By Mike Givens
St. Francis coach Steve...
The squad has...
Key players: [List]

St. Francis coach Steve...
The squad has...
Key players: [List]

The Suburban Catholic...
Coach: [Name]
Key players: [List]

The Suburban Catholic...
Coach: [Name]
Key players: [List]

We want to have a better...
Coach: [Name]
Key players: [List]

We want to have a better...
Coach: [Name]
Key players: [List]

Senior Alex Latta...
Coach: [Name]
Key players: [List]

Senior Alex Latta...
Coach: [Name]
Key players: [List]

Our motto is "No first steps...
Coach: [Name]
Key players: [List]

Our motto is "No first steps...
Coach: [Name]
Key players: [List]

The coaches are making it...
Coach: [Name]
Key players: [List]

The coaches are making it...
Coach: [Name]
Key players: [List]

The girls of 1988...
Coach: [Name]
Key players: [List]

The girls of 1988...
Coach: [Name]
Key players: [List]

When I was a freshman...
Coach: [Name]
Key players: [List]

When I was a freshman...
Coach: [Name]
Key players: [List]

We pride ourselves on being...
Coach: [Name]
Key players: [List]

We pride ourselves on being...
Coach: [Name]
Key players: [List]

Superintendent Jerry...
Coach: [Name]
Key players: [List]

Superintendent Jerry...
Coach: [Name]
Key players: [List]

St. Francis...
Coach: [Name]
Key players: [List]

St. Francis...
Coach: [Name]
Key players: [List]

COACHES' ROSTER

WV South: [Name]
Dupage Valley: [Name]
Glenbard East: [Name]
Glenbard North: [Name]
Naperville Central: [Name]
East Suburban Catholic: [Name]
Interstate Eight: [Name]
Private School: [Name]
Wheaton Academy: [Name]
West Chicago: [Name]
Wheaton North: [Name]
Maintenance: [Name]

Glenbard South
Coach: [Name]
Key players: [List]
Returnees: [List]
Newcomers: [List]

Willowbrook
Coach: [Name]
Key players: [List]
Returnees: [List]
Newcomers: [List]

UPSTATE EIGHT
Coach: [Name]
Key players: [List]
Returnees: [List]
Newcomers: [List]

Nequon Valley
Coach: [Name]
Key players: [List]
Returnees: [List]
Newcomers: [List]

Downers Grove North
Coach: [Name]
Key players: [List]
Returnees: [List]
Newcomers: [List]

Downers Grove North
Coach: [Name]
Key players: [List]
Returnees: [List]
Newcomers: [List]

Wheaton North
Coach: [Name]
Key players: [List]
Returnees: [List]
Newcomers: [List]

Wheaton North
Coach: [Name]
Key players: [List]
Returnees: [List]
Newcomers: [List]

Glenbard West
Coach: [Name]
Key players: [List]
Returnees: [List]
Newcomers: [List]

Wheaton North
Coach: [Name]
Key players: [List]
Returnees: [List]
Newcomers: [List]

Wheaton North
Coach: [Name]
Key players: [List]
Returnees: [List]
Newcomers: [List]

Wheaton North
Coach: [Name]
Key players: [List]
Returnees: [List]
Newcomers: [List]

Wheaton North
Coach: [Name]
Key players: [List]
Returnees: [List]
Newcomers: [List]

Wheaton North
Coach: [Name]
Key players: [List]
Returnees: [List]
Newcomers: [List]

Wheaton North
Coach: [Name]
Key players: [List]
Returnees: [List]
Newcomers: [List]

Minsdale Central
Coach: [Name]
Key players: [List]
Returnees: [List]
Newcomers: [List]

Minsdale Central
Coach: [Name]
Key players: [List]
Returnees: [List]
Newcomers: [List]

Minsdale Central
Coach: [Name]
Key players: [List]
Returnees: [List]
Newcomers: [List]

Minsdale Central
Coach: [Name]
Key players: [List]
Returnees: [List]
Newcomers: [List]

Minsdale Central
Coach: [Name]
Key players: [List]
Returnees: [List]
Newcomers: [List]

Minsdale Central
Coach: [Name]
Key players: [List]
Returnees: [List]
Newcomers: [List]

Minsdale Central
Coach: [Name]
Key players: [List]
Returnees: [List]
Newcomers: [List]

Minsdale Central
Coach: [Name]
Key players: [List]
Returnees: [List]
Newcomers: [List]

Minsdale Central
Coach: [Name]
Key players: [List]
Returnees: [List]
Newcomers: [List]

Minsdale Central
Coach: [Name]
Key players: [List]
Returnees: [List]
Newcomers: [List]

Minsdale Central
Coach: [Name]
Key players: [List]
Returnees: [List]
Newcomers: [List]

Minsdale Central
Coach: [Name]
Key players: [List]
Returnees: [List]
Newcomers: [List]

Minsdale Central
Coach: [Name]
Key players: [List]
Returnees: [List]
Newcomers: [List]

Minsdale Central
Coach: [Name]
Key players: [List]
Returnees: [List]
Newcomers: [List]

Minsdale Central
Coach: [Name]
Key players: [List]
Returnees: [List]
Newcomers: [List]

Minsdale Central
Coach: [Name]
Key players: [List]
Returnees: [List]
Newcomers: [List]

SUBURBAN PRAIRIE

Coach: [Name]
Key players: [List]
Returnees: [List]
Newcomers: [List]

Fenton

Coach: [Name]
Key players: [List]
Returnees: [List]
Newcomers: [List]

St. Francis

Coach: [Name]
Key players: [List]
Returnees: [List]
Newcomers: [List]

Good health could keep Trojans rolling

By Joe Negri

Downers Grove North won the West Suburban Conference Silver Division championship and placed eighth in the state.

The Trojans should field another strong team with sophomore Jessica Brannigan and junior Audrey Giesler filling the first two spots.

While Downers North lost state qualifier Elizabeth Tumpach and Anna King to graduation, Tricia Wasson, Courtney Tumpach and Megan Waddington return.

"If we stay healthy, we can be as good as last year," Downers North coach Bruce Ritter said.

Some new faces will challenge top returners. Among them are former swimmer Courtney Pounds; freshman Laura Peerenboom; and seniors Meghan McCutcheon and Betsy Colburn.

Downers South

Senior Carly Nuzbach is on a mission. Her disappointing season last year has given her something to prove.

"She's really hungry to go downstate," Downers South

coach Ann Belskis said. "She's really ready."

Also ready to go is Kate Mulligan, a co-captain along with Nuzbach. Bethany McGibbon and Melissa Aurienne are the other top returners.



Freshmen Ashley Jones and Vanessa King also could crack the top five.

"We're hoping to finish at the top in the conference," Belskis said. "This has really been a fun year. They are really a close-bonded team, and they really want to get our tradition back. This year is just different than others."

Hinsdale Central

While Hinsdale Central coach Gail Avgeris believes it's too early to make any predictions, she's aiming for a top three finish in the West Suburban Conference Silver Division.

"They are really dedicated to working out," Avgeris said. "They are definitely not afraid of hard workouts."

Back are sophomore Melissa Maestri; juniors Irandi Gunawardene and Christine Sison; and seniors Ashley Mavon and Katie Moncton.

Hinsdale South

Hinsdale South will field a more experience team. The Hornets hope to build on the improvement from last year.

Seniors Natalie Kong (sectional qualifier), Joni Ranchero (all-West Suburban Conference Gold Division) and Missy Veronica (all-conference in 1996) lead the way.

Seniors Bianca Taylor, Carli Spanik, Liz Duvall, Anjeli Ivengar and Sarah Augustine bring the experience factor to the Hornets.

Junior Colleen Amish, a sectional qualifier, and sophomore Becka Duvall also return.

Westmont

With the loss to graduation of four-year starters Becky Green-

field, Juliet Grundhofer and Betty Jurkowski, it's a whole new ball game for the Westmont girls cross country program.

Top returners Maggie Zabelski, Malinda Grish and Hannah Bowen will have their work cut out.

"It's almost all a brand new team," Westmont coach Steve Wolf said. "We're hoping to be in the top five in the Suburban Prairie White."

Montini

Four-time sectional qualifier Jennifer Glaz is gone from Montini, but back are sophomores Andrea Esposito, Maria Hubeny, Jennifer Pack and Shannon Roger.

Benet

Led by Lissa Vogley, fifth at last year's state meet, Benet Academy has all 14 runners back.

Liz Kahling and Liz Corbett should help.

"We're going to have a great deal of depth," Benet coach Scott Brooks said.

Hornets' Kong shows strength at invitational

By Bill Stone
Doings Sports Writer

South cross country

The new look for Hinsdale South senior girls cross country runner Natalie Kong goes beyond the addition of a sweatband.

"I just felt more pressure last year coming out for the first time. Everything was so new and difficult," Kong said.



Kong

"This year I feel a lot more experienced and things are coming easier. I'm so excited for the races to come."

Saturday proved Kong's point as she finished 15th to lead Hinsdale South to eighth place at the Hornet-Red Devil Invitational at Katherine Legge Memorial Park for the second straight year with 179 points.

Kong covered the new 2.5-mile course in 16 minutes, 36.7 seconds, followed by junior Colleen Amish (24th, 17:00.7), seniors Anjali Iyengar (39th, 17:31.8) and Carli Spanik (50th, 18:01.1), junior Dylana Leung 51st (18:07.2) and seniors Liz Duvall (53rd, 18:17.1) and Christina Bayer (58th, 18:37.7).

"It doesn't show in the team score. (But) we feel we're off to a much better start than last year," Hinsdale South coach Mike Madsen said. "A lot of the kids actually were running a faster pace on the 2.5 course than the old 2.0 course."

An individual sectional qualifier last year, Kong took advantage of the longer distance to improve upon last year's 29th-place invite finish.

"Basically I'm so much stronger. Going uphill that last 800, I had the energy to get through it," Kong said.

"There's no question (Kong) was one of a number of girls who did more running in the summer so they were better prepared for the start of the season," Madsen added. "I think she feels a lot more confident. Last year was her first time out for cross country. Now she knows what it's all about and what it takes to be successful."

Freshman Kate Kaminski dominated the sophomore race (16:41.5), winning by 34 seconds and posting the Hornets' second fastest overall time of the day. Sophomore first-year runner Colleen Carr was 16th (18:24).

In the junior varsity race, senior Missy Veronica (18:31.9), who was injured all of 1997, and junior Tracy Hines (18:44.5) were ninth and 11th.

Girls Cross Country Preseason Top 5

Team

1. York
2. Downers North
3. Wheaton North
4. Glenbard West
5. Benet

Others to watch: Naperville North, Willowbrook, St. Francis, Naperville Central, Glenbard North, Wheaton Academy.

The Skinny

Depth to spare, despite losses
Should have more balance
'97 was just the beginning
Strike shouldn't slow Toppers
Hoping to recreate '96 success

Senior and tri-captain Natalie Kong of Hinsdale South came in with a 15th (16:36.7).

"Last year, I finished in 29th place," Kong said. "I just wanted to finish ahead of last year. That's all I was asking for."

It was difficult training for Kong during the summer. She couldn't put in the kind of work she had hoped for due to both ankles being injured, so it was a big plus for her finishing the race the way she did.

"Definitely," Kong said. "Mentally, I was more prepared than last year. I went through a cross country camp that really helped me mentally."

Colleen Amish was next in line with a 24th place finish and a time of 17:00. The Hornets were eighth as a team with 179 points.

Cross Country

opener Monday at Katherine Legge Memorial Park. She beat her best time on the new 2.5 KLM course (16:37) by more than 20 seconds.

"I started out slower and saved my energy so I'm gaining ground instead of trying to hang on. It seemed to work. I thought I ran smarter," Amish said.

"It helped me run 2.5 miles more because we don't have much experience with this. I'm not hurting at all. I'm feeling strong and everyone else on the team is too. We're really looking forward to a great season."

Senior Natalie Kong led the Hornets at Reavis by finishing sixth (16:22 for 2.5 miles) to just miss a top-five medal, followed by Amish, Becka Duvall (16th, 16:54), Kate Kaminski (18th, 16:55), Anjali Iyengar (21st, 17:05), Dylana Leung (28th, 18:03) and Carli Spanik (41st, 18:30). The Hornets only finished behind powerful Sandburg (27) and Mother McAuley (50).

"I should have pushed it up a little more instead of at the end but I was there in the top five almost the whole race. It's a learning experience," Kong said.


Kong was second overall Monday (17:17) with Iyengar, Missy Veronica (17:47), Leung (17:49) and Liz Duvall (17:59) fourth through seventh.

Hinsdale South

A new approach is bringing even better results for Colleen Amish.

A sectional qualifier as a first-year runner in 1997, the junior continued a much stronger 1998 start by taking 12th at the Reavis Invitational as the Hornets were an impressive third with 73 points.

Amish also was the top finisher Monday in the Hornets' 18-45 victory over Morton in their West Suburban Conference Gold Division dual



Hinsdale South's Carli Spanik (left) and Dylana Leung pace each other. (Doings photo by Scott Hardesty)

Hornets' Iyengar makes most of varsity chance

By Bill Stone
Doings Sports Writer

Cross country

Parents Day was an opportunity for the Hinsdale South girls cross country team to celebrate its largest senior class.

Monday also marked another race where senior Anjali Iyengar appreciated being healthy enough to help the varsity in the Hornets' 15-50 victory over Leyden in West Suburban Conference Gold Division dual action at Katherine Legge Memorial Park.

Iyengar and freshman Kate Kaminski were winners Saturday as the Hornets tied for first with 17 points at the Minooka Invitational, where seven flight results are added for a team total. Sandwich won the tiebreaker with a higher finish in the No. 1 (top) flight.

Iyengar joins returnees Natalie Kong and Colleen Amish as the only Hornets to finish among the top five so far in all five varsity meets.

"It was different (at Minooka) because I haven't won a race in a long time," Iyengar said. "It just felt good. I wasn't tired."

Besides Kaminski (12 minutes, 49 seconds for 2.0 miles in No. 3 flight) and Iyengar (13:22 in No. 5 flight), Becka Duvall (12:50 in No. 4 flight), Amish (12:56 in No. 2 flight), Dylana Leung (13:41 in No. 6 flight) and Carli Spanik (13:46 in No. 7 flight) were second and Kong was seventh in the No. 1 flight (13:07).

Iyengar's 1997 varsity hopes were slowed in the preseason by a stress fracture below her left knee. She battled back for two top-seven varsity finishes to take second in the junior varsity Gold Meet and to run in regionals.

"I know that I have the ability to run well, but I have to work on my mental ability," Iyengar said.

"That process of getting better again really helped me mentally because it showed me I could work hard, put my mind to something and actually accomplish that. I worked my butt off on the bike and swimming because I knew I had to be able to jump right in once I could run again. I knew I couldn't stand being in the back of the pack."

Kaminski, who also won Monday (16:12) by 28 seconds, will battle tendinitis in her right knee the rest of the season. Ice, ibuprofen and limited practices have helped.

"I use a lot of ice, but they haven't

sent me (a bill)," Kaminski joked. "Today it hurt really bad, but it's not going to go away so I have to deal with it. The only way to get rid of it is to stop running and I'm doing well right now so I'm not going to do that."

Hinsdale South

The Hornets lost their WSC Gold showdown with Willowbrook 17-40 Monday in Villa Park.

And they walked away happy.

The Hornets felt they were competitive with the four-time defending champions and see hope in beating Downers Grove South for only the second time ever when they meet Monday, Oct. 5, in a triangular at Addison Trail.

The Hornets' Natalie Kong took fourth (16:41 for 2.65 miles), Kate Kaminski (17:03), Anjali Iyengar (17:03) and Colleen Amish (17:27) were seventh through ninth and Carli Spanik was 12th (17:42). Becka Duvall

(14th, 18:05), a top-five team finisher the past two races, was hampered by being pushed into a tree during the race.

Impressive Willowbrook senior Jenni Goebel (personal-best 14:57 for 2.65 miles) remained undefeated this season in winning by 1:38.

"If we can run this well relatively speaking with a good team like this, I'm not just excited for conference but also beyond," Hinsdale South coach Mike Madsen said.

Last season, the Warriors won the dual 17-48 with Kong the Hornets' top finisher in sixth.

"My goal for this season is to improve in every single race from last year and so far I've done that," Kong said.

"I think we're doing really well as a team. If everybody does what they're capable of doing, we can have great things to come. We ran well (Monday), but we can run better so that's what is really encouraging."

Kaminski, Hornets earn big victory over Downers South

By Bill Stone
Doings Sports Writer

A lot of heart and a little threat added up to one great race for the Hinsdale South girls cross country team Monday at Addison Trail.

For only the second time in the program's 20-year history, the Hornets defeated Downers Grove South 19-42 in their West Suburban Conference Gold Division dual, as well as the host Blazers 15-50.

While freshman Kate Kaminski, who nearly didn't compete, won the 2.2-mile race in 14 minutes, 16 seconds and beat Downers South standout Carly Nuzbach by 16 seconds, junior Colleen Amish (14:57), seniors Missy Veronica (15:01), Anjali Iyengar (15:03), Natalie Kong (15:04) and Carli

Spanik (15:05) were third through seventh.

Veronica helped the Hornets beat the Mustangs 23-32 in 1996 but missed all of last season because of shin splints.

"We were all nervous and really wanted to win. We were really pumped for it," Veronica said. "This year I didn't really do that great in the beginning, but now I've pretty much been doing well. Things have just progressed nicely."

Kaminski was going to sit out because of tendinitis in her right knee. The father of teammates Becka and Liz Duvall changed her mind.

"He said that if I didn't run he was going to tie me up to the back of his car and drag me home. That convinced me to run," Kaminski said. "What feels really good is my knee hurt so much and I did so well."

Monday's margin of victory added to the celebra-

Cross country

tion. WSC Gold leader Willowbrook beat the Hornets 17-40 and Downers South 18-40.

"To have this be so totally one-sided was really exciting," Hinsdale South coach Mike Madsen said. "Whatever combination of things happened, it was just a wonderful day for us."

The Hornets were seventh in the Red Division of Saturday's Niles West invitational. Kong, hampered by a strained muscle, took 32nd (16:37 for 2.5 miles), followed by Veronica (40th, 16:49), Iyengar (43rd, 16:55), Amish (47th, 16:58), Leung (51st, 17:05), Liz Duvall (67th, 17:36) and Christina Bayer (76th, 17:55). Kaminski was second in the sophomore race (12:48 for 2.0 miles).

Honor Roll

● Hinsdale South's **Marcin Toporkiewicz** placed third in 15:38 at the Niles West Invitational.

● Benet Academy's **Lissa Vogey** (15:59 — 3rd), **Erin Marciniak** (16:45 — 8th), **Liz Corbett** (17:02 — 11th) and **Jenny Ayotte** (17:12 — 13th) finished within 1:13 of one

another at the Antioch Invitational.

● Benet's **Dave Swedler** came in second in Antioch for the boys with a time of 16:21.

● At the Wheaton North Invitational, Downers Grove North's **Audrey Giesler** finished a strong sixth in the first flight with a time of 14:58.

She was 55th in 17:42 over the 2.5-mile course as Westmont was 23rd with 566 points.

Cassidy also is a member of Westmont's track team, running in the 3,200-meter relay.

at Savage Invitational

Hinsdale South had several reasons to be happy at the 28th annual Patrick Savage Cross Country Invitational Saturday at

Niles West High School in Skokie.

First, the temperature was in the mid-50s, eliminating the need for the runners' bodies to expend energy cooling off. Second, every runner who finished their race was guaranteed a ribbon and a medal.

Third, the boys (eighth) and girls (seventh) varsity squads finished in the top 10 in their

(Red) division.

The boys squad, only two points out of seventh, accomplished their top 10 goal without two of the top seven runners — junior **Bobby Konieczny** (unspecified illness) and sophomore **Brent Gaeta** (strep throat). But the performance of junior **Marcin Toporkiewicz** (seventh, 15:28.3) helped, in part, make up for the absent runners.

"I thought he got out real well at the start," said Hinsdale South coach **Dave Jackson**. "But he didn't realize that the Torres twins (**Jorge** and **Ed**, from Wheeling) were in the race (The Torres twins went 1-2 in the White Division. Both divisions ran at the same time but finished in different chutes) and that may have affected him psychologically because **Marcin's** has been in the top five at every big invite we've ran in."

Senior **Ryan Childs**, the conference champion this past

spring in the 800-meter run, took 19th (16:02.2).

The girls weren't missing anyone but did have a couple of runners battle through injuries to finish in the top 40.

Senior **Natalie Kong** suffered from a muscle strain right above the knee and actually stopped with maybe a half mile left and had about a dozen runners pass her, but she recovered to finish 32nd with a time of 16:37.5.

Senior **Missy Veronica** sat out all last season with shin splints. She's still not 100 percent but she came in 40th out of 156 runners, covering the 2.5-mile course in 16:49.8.

"Missy was very excited about her performance," said Hinsdale South girls coach **Mike Madsen**. "After being all-conference as a sophomore and missing all last year, she was anxious to get going again."

John Barrett



Lady runners

With mud on their stomachs, the varsity supports the JV team. Photo courtesy of Natalie Kong.

Smitha Ballal
Staff Writer

Seen those lovely Hornet ladies with the black and gold socks and the headbands? They are the 1998 cross country team. They ended their official season with an exciting conference meet.

This season has been successful with the team ending in second place behind Willowbrook. The team has had a strong season, with victories last week against Addison Trail and Downers South, a strong conference contender. "The team has had the benefits of both veteran experience (12 seniors) and strong performances by many of the younger girls including junior Colleen Amish and sophomore Becka Duvall and freshman Kate Kaminski," commented senior


Carly Spanik

"We're a lot better this year as compared to last, and if we all compete well we have a definite shot at a conference title," said senior and co-captain, Natalie Kong. Although the girls placed second, six varsity girls received all-conference including Kaminski, Amish, and seniors Anjali Iyengar, Spanik and Missy Veronica also received all-conference. Hinsdale South still has yet to win a conference title in the school's history.

Senior and fellow co-captain Iyengar says the team is now setting their sights on doing well at sectionals and regionals and hopefully qualifying people for state.

The JV team has also had an exceptional season remaining undefeated this year.

Iyengar comments, "Hopes and spirits are high as we enter the postseason."



The girls warm-up before practice, as they prepare for their big conference meet against Willowbrook. Photo by Afaf Qayyum.

Seniors, Hornets continue line of Gold success

By Bill Stone
Doings Sports Writer

Hinsdale South senior Carli Spanik loved seeing rain before Saturday's West Suburban Conference Gold Division Meet at Katherine Legge Memorial Park.

What came after was even better — her first varsity all-conference spot with a top-16 finish and the chance to share it with her teammates.

"That was great standing up there and looking down the (awards) line and having Hornets on both sides of you," Spanik said.

Cross country

"I loved the weather. I thought it was so much fun, and I think that might have pushed me a little more. I really wanted it just for myself to prove that all of this work I've been doing has been worth it."

The Hornets proved plenty by taking six all-conference spots and edging Downers Grove South 52-54 for second to take second outright in the final standings, a 50-50 combination of dual and conference meet results. Willowbrook won Saturday (17 points) to secure the overall title.

Freshman Kate Kaminski took seventh in 16 minutes, 39 seconds for 3.0 miles, followed by senior Natalie Kong (8th, 16:41), junior Colleen Amish (10th, 17:03) and seniors Anjali Iyengar (13th, 17:09), Spanik (14th, 17:09) and Missy Veronica (16th, 17:18). Sophomore Becka Duvall was 19th (17:32).

The six all-conference runners equaled the Hornets' most set in 1995 and clinched a top-three conference finish for the 20th straight year.

"I didn't tell them a specific number, but I felt almost any of them, depending who had a good day, had the potential of being all-conference," Hinsdale South coach Mike Madsen said.

Iyengar and Kaminski also were all-conference for the first time. Kaminski has battled tendinitis in her knee all season and now has a broken toe suffered at home Saturday night.

Iyengar has been a consistent varsity runner after last year's stress fracture below her knee kept her mainly on the junior varsity.

"I've wanted (all-conference) for the longest time, and it made me so mad I couldn't get it because of the stress fracture," Iyengar said. "If it had to happen, it's best that it happened my senior year. That made it really sweet."

Kong and Amish repeated as all-conference runners in their second seasons. Veronica was all-conference as a sophomore but missed all of 1997 with severe shin splints.

Veronica passed three girls in the final 400 meters to secure second for the Hornets.

■ Fenwick (Oak Park) freshman Allison Ember of Hinsdale finished 17th at Saturday's East Suburban Catholic Conference Meet (19:04 for 2.6 miles).

■ Darien's Jennifer Pack was 37th (18:46 for 2.25 miles) for Montini Catholic (Lombard) in Saturday's Suburban Catholic Conference Meet.



LIFE photo by Mike Voss

A rain-drenched Kate Kaminski of Hinsdale South receives some direction as she enters the chute at Saturday's West Suburban Conference Gold Division cross country meet at Katherine Legge Park in Hinsdale.

Mustangs, Hornets ready for regionals

by Dennis Nelson

While Willowbrook was running away with the West Suburban Conference Gold Division girls cross country title Saturday at Katherine Legge Park in Hinsdale, runner-up Hinsdale South and third-place finisher Downers Grove South tuned up for this week's regional action.

Hinsdale South finished second with 52 points, just ahead of Downers South's 54. Willowbrook won the conference with 19 points. The Hornets' top five runners earned all-conference honors, which go to the top 15.

Katie Kaminski led the all-conference

performers by taking seventh in 16:39.

Natalie Kong was right behind, finishing eighth in 16:41. Colleen Amish took 10th in 17:03, Anjali Zyengar was 13th in 17:09 and Carli Spanik rounded out the top five for the Hornets, earning 14th in 17:10.

Downers South received a solid performance from Carly Nuzbach, who finished second in the conference for the second year in a row. The senior ran the 2.5-mile course in 16:08. Willowbrook's Jenni Goebel took first in 14:48.

"I expected Jenni to go out and not to see her for the rest of the race," Nuzbach

said. "I wanted to make sure I ran my own race and that's kind of hard to do."

Melissa Auriene came in ninth in 16:53, Bethany McGibbon was 11th in 17:04 and Courtney Hresja earned all-conference honors, placing 15th in 17:17.

"Team-wise, we did excellent," Nuzbach said. "Everyone ran so strong. This is the best we've done all year. We've really peaked perfectly this season."

"Everything is going right for us, knock on wood. Individually, I'm pumped to run next week. If I'm to go downstate, this is it. No excuses."

Class AA West Aurora regional

Location: Waubensee Community College, Sugar Grove
Time: 10 a.m.

Area teams: Benet, Downers Grove North, Downers Grove South, Naperville Central, Naperville North, Neuqua Valley, Waubonsie Valley.

Top individuals: Lissa Vogley, Benet; Audrey Giesler, Downers North; Michelle Lally, Kat Thomas, Christy LaFave, Naperville North; Carly Nuzbach, Downers South.

What to watch: The top four spots. Can Benet challenge Naperville North? Can Downers North push (or beat) Benet? Where does Naperville Central fit in, now that it's at full strength? Thomas was ill at the DuPage Valley Conference meet, but Naperville North remained undefeated. "Kat did the best job she could have, and at the same time we had six great performances," Huskies coach Dan Iverson said. "People like Joanna Veth and Lauren Melnick had a great meet." Downers North, Benet and Naperville Central don't have the Huskies' depth, but their depth is comparable to the best of the rest. "We think we can get our pack a little closer to our top three," Ritter said. Neuqua Valley has a shot at its first sectional berth.

Class AA Fenton regional

Time: 10 a.m.

Area teams: Fenton, No. 5 York.

Top individuals: Celi Williams, Kelly Forst, Maria Cicero, Laura Fitzgerald, York; Tracy Marquardt, Fenton.

What to watch: York's 1-5 split and whether anybody can break up the Dukers' top seven. West Suburban Silver champ Williams seems ready for a great postseason. Forst and Cicero should bounce back. Senior Erin Fiene is emerging for the Dukers. "We're trying to get our pack a little closer," York coach Larry Bassett said. "We know Celi will be out front. The pack should be closer than last week, but not as close as the beginning of the season because Celi is running better now." It's a very weak regional by East Aurora sectional standards.

Class AA Argo regional

Location: Bullfrog Lake, Western Springs

Time: 1 p.m.

Area team: Hinsdale Central.

Top individuals: Cristina Sisson, Melissa Maestri, Hinsdale Central; Sarah Teren, Oak Park.

What to watch: Oak Park should bounce back from a subpar West Suburban Silver meet and is the favorite. Hinsdale Central could surprise, now that Sisson is back. The Red Devils' Irandi Gunawardene ran well at the WSSC meet. Nazareth and Riverside-Brookfield should battle for third.

Class AA Lockport regional

Location: Dellwood Park, Lockport.

Time: 10 a.m.

Area team: Hinsdale South.

Top area individuals: Kristy Kaminski, Natalie Kong, Colleen Amish, Hinsdale South.

What to watch: The Hornets should advance to the Bremen sectional after taking second in the West Suburban Gold.

Class AA Conant regional

Location: Busse Woods Forest Preserve, Schaumburg.

Time: 10 a.m.

Area team: Lake Park.

Top area individuals: Katie Steffen, Christy Ehrhardt, Lake Park.

What to watch: The Lancers, fresh from a runner-up finish in the Upstate Eight Conference meet, should contend with Elk Grove and Schaumburg for the title. Lake Park received Prep Top Times honorable mention this week. Steffen could win the individual title.

Hornets seek sectional (state)ment

By Bill Stone
Doings Sports Writer

This year's Hinsdale South girls cross country runners have equaled the best conference and regional finishes in program history.

Now they want to make a little history of their own.

With a strong group of seniors and talented underclassmen, the Hornets seek their first state team berth at the Bremen Sectional at 9:45 a.m. Saturday, Oct. 31, at Midlothian Meadows.

The Hornets took a strong second at Saturday's Lockport Regional at Dellwood Park (47 points) with five runners among the top 15 and seven among the top 20.

"(Sectionals) is what we've been working for all season," said junior Colleen Amish, who was fifth in 16 minutes, 23 seconds for 2.5 miles.

"These have been some of our dreams from the first day we came into high school, to get downstate and (that's) our chance to do it. It's the last chance for a lot of seniors

and we really want to do it for them."

Senior Natalie Kong was sixth (16:27), followed by freshman Kate Kaminski (8th, 16:37), seniors Missy Veronica (13th, 16:57), Anjali Iyengar (15th, 16:57) and Carli Spanik (16th, 17:01) and sophomore Becka Duvall (20th, 17:13).

Needing a top-five finish to reach the Class AA state meet Saturday, Nov. 7, at Peoria's Detweiller Park, the Hornets probably will battle Mother McAuley and Andrew for the final two spots behind state-ranked Sandburg, Lincoln-Way and Lockport, which beat the Hornets with 24 points. The top seven individuals not among the top five teams also advance.

"We ran very well (at regionals). We'll have to run as well or better (at sectionals)," Hinsdale South coach Mike Madsen said.

"If you look at our overall depth from No. 1 to 7, this is the best total package we've ever had. We're real excited about seeing what happens because we feel like we're legitimately in the hunt."

Although Amish passed her

South cross country

down the stretch, Kong set a strong tone by attacking the lead pack from the outset.

"I went out really fast, but I figured that, especially in sectionals, I need to get used to the fast pace," Kong said. "It was pretty hard, but Colleen pushed me the last 800."

Kaminski, who is battling tendinitis in her right knee and broken toes in her right foot, went to Downers Grove South Oct. 22 for swimming therapy.

"They have an open swim from 8 to 9 p.m. and I needed to get a workout," Kaminski said. "I did well for the team (Saturday), but personally I wasn't happy. Going up and down those hills, that's the worst for knees."

Montini Regional

Montini Catholic (Lombard) was eighth at Saturday's Montini Regional (205 points) with sophomore Jennifer Pack of Darien 44th (17:40 for 2.25 miles).

THE FINAL
CLASS AA GIRLS RANKINGS

10-25-98

<u>SCHOOL</u>	<u>PTS</u>	<u>LAST WK</u>
1 NAPERVILLE NORTH (9)	149	1
2T LAKE ZURICH (1)	135	2
2T ST.CHARLES	135	3
4 YORK	113	5
5 BENET	111	4
6 WHEATON NORTH	89	11
7 STEVENSON	72	9
8 DOWNERS NORTH	70	8
9 WILLOWBROOK	58	7
10 CENTENNIAL	56	12
11 SANDBURG	50	6
12 LAKE FOREST	45	10
13 LINCOLN-WAY	35	NR
14 GLENBARD WEST	24	14
15 SCHAUMBURG	20	NR

OTHERS:WHEELING,M MCAULEY,PROSPECT,LOCKPORT,
NAPERVILLE CTL,OAK PARK,BELVIDERE,HINSDALE S,
HINSDALE CTL.



State trip no pipe dream for Hornets

By Joe Negri

Hinsdale South's goal this year is to advance to the state meet for the first time in the school's history.

The Hornets placed second with 47 points behind host Lockport's 24 at the Porters' Class AA girls cross country regional Saturday.

It was only the second time Hinsdale South was a regional runner-up, but it was the Hornets' lowest point total in state playoff competition. The Hornets are the Bremen sectional Saturday.

"We're really excited about advancing to state this year," Hinsdale South coach Mike Madsen said.

The Hornets managed a 47-second split between their first and seventh runners.

Colleen Amish (16:25 — 5th), Natalie Kong (16:27 — 6th), freshman Kate Kaminski (16:37 — 8th), Missy Veronica (16:57 — 13th) and Anjali Iyengar (16:57 — 15th) were responsible for the scoring.

Downers Grove North girls cross country coach Bruce Ritter set the goal and junior Audrey Giesler reached it.

"I'm satisfied because my

coach set a goal to be in the top three and I accomplished that," Giesler said.

Giesler, who placed third in 14:52.6 at the West Aurora Class AA regional held at Waubensee Community College, looked in a lot better shape after Saturday's race than she did following the previous week's West Suburban Conference Silver Division meet.

"I felt real energized today," said a confident Giesler.

Downers North placed third in the team standings with 84 points. The third place finish advances them as a team to next week's sectional.

"The important thing was to qualify," Ritter said. "We did that."

Downers South's Carly Nuzbach ran a well-rehearsed race, placing seventh in 15:10.4.

"I was so focused today," Nuzbach said. "We had gone over it so many times, I knew what to expect. There were no surprises."

Nuzbach will be the only runner on the Downers South team to run in the sectional. The Mustangs finished sixth in the team standings with 165 points.

Benet, led by West Aurora

regional champion Lissa Vogley (14:41.8 — 1st), came in second with 60 points. Naperville North was first with 38 points.

"We did not run as good a race as were capable of running," Benet coach Scott Brooks said. "I think the kids felt we didn't have to run a great race to get out to the sectional."

"I think in a way that's OK not to get too mentally stressed out. You have to kind of save your mental energy when you need it."



Dream Big



If there were a time to dare,
to make a difference,
to embark on something
worth doing,
it is now.
Not for any grand cause,
necessarily —
but for something that tugs
at your heart
something that's your
dream.



You owe it to yourself
to make your days here
count.
Have fun.
Dig deep.
Stretch.

Dream big.

Know, though, that things
worth doing
seldom come easy.
There will be good days.
And there will be bad days.
There will be times when you
want to turn around,
pack it up,
and call it quits.
Those times tell you
that you are pushing
yourself,
that you are not afraid to
learn by trying.



Persist.

Because with an idea,
determination,
and the right tools,
you can do great things.
Let your instincts,
your intellect, and your heart
guide you.



Trust.

Believe in the incredible
power of the human mind.
Of doing something that
makes a difference.
Of working hard.
Of laughing and hoping.
Of lazy afternoons.
Of friends.
Of all the things that will cross
your path this year.



The start of something new
brings the hope of
something great.
Anything is possible.
There is only you.
And you will pass this way
only once.
Do it right.



OK GALS-

This is it! We have worked so hard this year... our dreams are right at our fingertips! We can do this. Lets show everyone who the **LADY HORNETS** are!

RLTW! The race isn't over till you cross the finish!

-♥- ANJALI, LIZ, & NAT

HAPPY HORNETS

Good luck Hornets in your race
Run your best keep up your pace.
Think positive the whole way through
And no team will be able to mess with you.
Run this race with all your heart
And with cross-country you won't have to part
On to state we will run next week
So a good finish today is what we seek.
Running your best makes you a winner
Then next week we can have another pasta dinner.
Remember who's tough as you begin to run
Run with your whole heart, but most of all have fun!
Good luck hornets you will do great
Go Becka, Missy, Natalie, Carli, Anjali, Colleen, and Kate

-Colleen Carr-



"Most people run a race to see who is fastest. I
run a race to see who has the most guts."

-Steve Prefontaine-

You can do it Hornets!

Good luck!

Think positive!

"BEE"lieve in your self

Hornets' Toporkiewicz qualifies for state

By Joe Negri

There was a tremendous effort put forth by the Hinsdale South boys and girls teams Saturday at the Bremen Class AA sectional in Midlothian.

Marcin Toporkiewicz did punch his ticket to the boys state championship race.

Toporkiewicz finished 11th in 16:23.9.

Hornet coach Dave Jackson played the "what if" game for



Prep Cross Country

the rest of the team.

"Had Stagg been in the top five, Ryan Childs (16:32 — 16th) would have also made it," Jackson said. "As it is, he missed it by just three seconds. On the whole, we ran exceptionally well."

A nice surprise for Jackson

was freshman Brett Bucholz (17:22 — 53rd).

"He ran great," Jackson said.

The Hornets finished eighth in the team standings with 169 points. Andrew nudged Lockport 94-95. Marist (117), Sandburg (118) and Lincoln-Way (145) earned the other three

team places.

The Hinsdale South girls were just eight points away from getting the fifth and final berth to state. Andrew slipped the Hornets 147-155.

"We just missed it both as a team and individually," Hinsdale South coach Mike Madsen said.

The top Hinsdale South runner was freshman Kate Kaminski (15:43 — 23rd).

Hinsdale South junior Marcin Toporkiewicz races in Saturday's Bremen Sectional. (Doings photo by Scott Hardesty)

year at sectionals I had a real bad start and I got stuck with all of the runners in the turn. That's why I was trying to get out real well and strong so I could be

to run well, which we did, but one of the teams ahead of us had to have some faults and they didn't."

Even Toporkiewicz was just

"If I keep running, which I plan on doing, I hope it carries over into (track). Hopefully I can come up with some big things now."

Hornets, Kaminski barely miss state berths

By Bill Stone
Doings Sports Writer

The greatest season in Hinsdale South girls cross country history came agonizingly close to being perfect Saturday.

Needing a top-five finish for the first state team berth in program history, the Hornets finished sixth — just eight points behind fifth-place Andrew — at the Bremen Sectional at Midlothian Meadows.

And Kate Kaminski's 23rd-place finish missed the final individual qualifying spot for the top seven runners not on the five advancing teams by one place and 0.3 of one second.

The Hornets have finished sixth in sectionals twice, but no closer than 10 points from fifth.

"The thing that was hard to get over was this time we weren't stretching to (qualify). We had an excellent chance as a team, but I didn't dream we wouldn't have anybody (advance)," Hinsdale South coach Mike Madsen said.

"No matter what happened I loved working with them. They're such good, hard working kids that I'm disappointed for them that they didn't get to make that final step."

Kaminski, who covered the 2.5-mile course in 15 minutes, 43 sec-

onds, was followed by seniors Natalie Kong (26th, 15:56), Anjali Iyengar (30th, 16:03), Missy Veronica (39th, 16:13) and Carli Spanik (42nd, 16:16), and junior Colleen Amish (49th, 16:30). Sophomore Becka Duvall, who often battles asthma in races, dropped out because of dizzy spells.

The top four runners for the Hornets (152 points) improved regional times by 31 to 54 seconds. Just before the chute, Kaminski was passed by Joliet freshman Ashley Knudson for the last state spot.

"I wouldn't have been so disappointed if I had gotten 10th as an individual, but because I got eighth it was harder," Kaminski said.

Kaminski has had few running workouts this season because of tendinitis in her right knee and was diagnosed with tendinitis in her left knee the day before sectionals.

"I wasn't too happy (about my season) because I couldn't practice that much so I know I could have done better," Kaminski said. "Because I ran through so many injuries, that'll probably help some in the future."

The Hornets graduate a program-high 11 seniors from a team whose second-place overall conference and regional finishes equal the highest in program history.

"It was just an honor to be on this team," Kong said. "State seemed a far

off goal as freshmen. And it was right at our fingertips. It was amazing just to try and accomplish it.

"We weren't necessarily superstars but we worked together."

Hinsdale Central girls

Melissa Maestri and the Hinsdale Central girls cross country underclassmen tasted success this season and now they want more.

Although the sophomore concluded her season with an impressive 29th at the powerful East Aurora Sectional Saturday at Phillips Park, the Red Devils have their eyes on doing even better in 1999 with only Ashley Mavon and Katie Moncton graduating from the regular lineup.

"It'll be more fun next year and hopefully we'll all make it as a team to state next year rather than just trying as individuals," Maestri said. "Working as a team, it'll give us more determination. It'll just push us to be a lot better, a lot harder."

Maestri, who covered the 2.4-miles in 15:24, was followed by juniors Cristina Sisson (61st, 15:51), Moncton (75th, 16:00) and Irandi Gunawardene (80th, 16:06), sophomore Lauren Quirke (96th, 16:19), Mavon (101st, 16:25) and sophomore Kathy Laux (111th, 16:41). The Red Devils finished 12th with 289 points.

Hinsdale Central couldn't duplicate

Cross country

the previous week's magic of winning regionals for only the second time in program history.

Yet Maestri, an all-conference runner, and Gunawardene improved upon last year's sectional finishes in the 100s. Sisson, who missed state last year by four seconds, had a disappointing finish to her furious comeback from injury. Sectionals was only her fourth race since missing nearly a month of running workouts.

"Overall (sectionals) was a really good race. There was somebody always with me to help push us along," Maestri said. "I would have liked to see Cristina and Irandi run better. But I think we did pretty well."

Moncton's season and career ended with what she considered her best race ever and a drastic improvement on her 96th-place sectional finish in 1997.

"I wanted to have a good race for my last race and that's what I was thinking the whole time," Moncton said. "It's been a great four years. Our team hasn't always been awesome, but we've had fun."

■ Fenwick (Oak Park) finished 17th (492 points) with freshman Allison Ember of Hinsdale 123rd (16:57).

STUDENT - FACULTY -
PARENT - ALUMNI RACE

Division: 22

Date: AUGUST 23, 1998

Course length and record: 6pm.

Weather conditions: _____

TEAMS	F	P	A	S
1	1	2	8	5
2	3	4	¹⁶ 10	²⁰ 12
3	6	7	¹³ 13	13
4	11	9	²¹ 14	14
5	19	10	¹⁵ 24	15
TEAM SCORE	40	32	89	59
6	25	22	26	17
7	27	23		18

ORDER OF FINISH

- | | | | | |
|---------------------------------------|---|----------|--|------------------|
| 1. Dennis Kernstedt | F | 5:27.51 | | |
| 2. Nancy Keneczy | P | 7:28.83 | | |
| 3. Mike Madsen | F | 8:12.95 | | |
| 4. David Kang | P | 8:15.84 | | |
| 5. Kate Kaminski | S | 8:25.77 | 33. COLLEEN CAZ | S 11:39.28 |
| 6. Tom Malloy 13:07 | F | 8:57.06 | 34. AARLEY HUSTEDEL | S 11:39.94 |
| 7. Sam Duall | P | 9:50.62 | 35. ANNIE URASLEY | S 11:48.67 |
| 8. John Kurzydlo | A | 10:03.71 | 36. CHRIS NELSON | 11:51 S 11:51.33 |
| 9. Chris Kempa | P | 10:15.13 | 37. KATE BRADSH | A 11:52.72 |
| 10. Mark Nelson | P | 10:28.68 | 38. CHILDS | 11:53 S 11:53.52 |
| 11. Bill Kampa | F | 10:31.18 | 39. D. ARDITO | F 12:02.38 |
| 12. Marcin Toporkiew ^{10:31} | S | 10:31.83 | 40. PRASHANT DONTHARNSETH ^{14:07} | S 12:05.35 |
| 13. Coll A | S | 10:32.58 | 41. Matt Hopkins | A 12:07.80 |
| 14. Natalie Kang | S | 10:33.36 | 42. GLENN KEMPA | A 12:10.14 |
| 15. Becka Duval | S | 10:33.84 | 43. SUN-JUN UICHALI ^{17:18} | S 12:18.83 |
| 16. Brian Garibaldi | A | 10:35.00 | 44. MARGI KAMINSKI | P 12:19.56 |
| 17. Brett Bucholtz ^{12:06} | S | 10:36.08 | 45. KEN RAFFENETTI ^{15:23} | S 12:23.67 |
| 18. Bobby Keneczy ^{10:37} | S | 10:37.00 | 46. ALAN JACKSON | S 12:24.30 |
| 19. Jim Geocadis | F | 10:41.58 | 47. CLAUDIA GEOCADIS | F 12:24.42 |
| 20. Anjali Iyengar | S | 10:49.46 | 48. PAUL JACKSON ^{16:25} | F 12:25.22 |
| 21. Dylana Leunc | S | 10:51.75 | 49. DEBBIE KEMPA | F 12:35.88 |
| 22. Jason Holy | A | 10:52.76 | 50. AL KONDRASCHAW | N/P 12:38.30 |
| 23. Bill Mussatti | A | 10:55.75 | 51. BAYER | P 12:40.27 |
| 24. Jeff Kondraschow ^{10:57} | S | 11:07.40 | 52. SARAH AUGUSTINE | S 12:41.73 |
| 25. Seth Montgomery ^{12:38} | S | 11:08.17 | 53. MISSY VERONICA | S 12:42.51 |
| 26. B. Gato ^{11:11} | S | 11:11.24 | 54. DARIUS SCORICKS ^{17:43} | S 12:43.24 |
| 27. Liz Duall | S | 11:14.33 | 55. SCHREER HAR | P 12:49.04 |
| 28. CARLI SPANIK | S | 11:15.93 | 56. RICKY KORTY ^{16:37} | S 13:32.76 |
| 29. Jim Vasicek | P | 11:30.05 | 57. JOE SCHERB | A 14:03.76 |
| 30. NEEL Patel 13:00 | S | 11:30.86 | 58. KEVIN BLUMBERG ^{16:04} | S 14:04.32 |
| 31. CHRIS CAZ | P | 11:36.83 | 59. DONNA VASICEK | P 14:06.46 |
| 32. CHRISTINA BAYER | S | 11:38.04 | 60. KATIE HOGAN ^{14:00} | S 14:07.78 |

FORM "A" Gary Goss III

ORDER OF FINISH

	Name	School	Time
6.1	GENE HUSHES	A	14:25.31
6.2	CELESTE ANISH	P	14:29.51
6.3	Son	S	14:32.90
6.4	Paul Amish	P	16:11.90
6.5	Phyllis Blumke	P	17:34.52
6.6	DEB Duall	P	17:33.32
6.7	Lina Lyasem	P	17:37.26
6.8			

1998 Hornet - Red Devil Invitational

September 5, 1998
 Girls Varsity
 2.5 miles

RACE RESULTS

Place	School	Name	Time
1	Bloomington	Christin Wurth (Sr)	0:14:45.4
2	New Trier	Maureen Farrell (Sr)	0:15:25.3
3	Naperville Central	Amber Hunt (Sr)	0:15:39.9
4	Wheaton-Warrenville South	Jenna Garrow (Sr)	0:15:43.2
5	Wheaton-Warrenville South	Amy Romozzi (Jr)	0:15:59.3
6	Neuqua Valley	Nancy White (Jr)	0:16:01.4
7	Elgin Larkin	Christina Nieto (Fr)	0:16:02.3
8	New Trier	Diane Cowel (Sr)	0:16:05.0
9	Evanston	Laura Schmid (Jr)	0:16:11.8
10	Hinsdale Central	Melissa Maestri (So)	0:16:16.9
11	Neuqua Valley	Amy McNeal (So)	0:16:21.0
12	Niles West	Karen Hohs (Fr)	0:16:24.7
13	New Trier	Susie Bernero (Sr)	0:16:25.1
14	Evanston	Ann Novak (So)	0:16:26.8
15	Hinsdale South	Natalie Kong (Sr)	0:16:36.7
16	Hinsdale Central	Irandi Gunawardene (Jr)	0:16:38.0
17	Wheaton-Warrenville South	Heather Kalinka (Sr)	0:16:44.4
18	Niles West	Stephanie Burak (Jr)	0:16:48.0
19	Evanston	Emma Nesper (Jr)	0:16:48.9
20	New Trier	Emily Bates (Jr)	0:16:49.4
21	Naperville Central	Allison Donahue (So)	0:16:51.7
22	Naperville Central	Tara Utrata (Sr)	0:16:58.1
23	Evanston	Katy Killian (Sr)	0:17:00.0
24	Hinsdale South	Colleen Amish (Jr)	0:17:00.7
25	Hinsdale Central	Cristina Sisson (Jr)	0:17:02.8
26	Naperville Central	Wendy Fausey (Jr)	0:17:05.6
27	Hinsdale Central	Katie Moncton (Sr)	0:17:08.1
28	Hinsdale Central	Laura Kimberly (Jr)	0:17:10.5
29	Niles North	Jaime Passaglia (Sr)	0:17:12.9
30	Bloomington	Alicia Sutter (Jr)	0:17:19.0
31	Wheaton-Warrenville South	Rohini Vajaria (Sr)	0:17:22.9
32	Wheaton-Warrenville South	Emily Southcott (Sr)	0:17:24.9
33	Neuqua Valley	Lynda Bydrik (So)	0:17:25.9
34	Evanston	Jessica Newton (So)	0:17:27.6
35	New Trier	Lindsay Zoeller (Sr)	0:17:28.4
36	Hinsdale Central	Lauren Quirke (So)	0:17:29.1
37	Niles West	Marina Shoffer (Sr)	0:17:29.9
38	New Trier	Julie Schulz (Sr)	0:17:30.3
39	Hinsdale South	Anjali Iyengar (Sr)	0:17:31.8
40	Naperville Central	Janine Zimme (Jr)	0:17:37.2
41	Evanston	Emry Grimm (So)	0:17:45.0
42	Niles West	Cathy Chutipisalkul (Jr)	0:17:48.9
43	Wheaton-Warrenville South	Laura Tibbitt (Jr)	0:17:49.5
44	Neuqua Valley	Liv Fortin (So)	0:17:50.9
45	Wheaton-Warrenville South	Jennifer Figura (Jr)	0:17:51.4

1998 Hornet - Red Devil Invitational

September 5, 1998
 Girls Varsity
 2.5 miles

RACE RESULTS (cont.)

Place	School	Name	Time
46	Niles West	Amanda Kinney (Sr)	0:17:52.3
47	Naperville Central	Lauren Schaeffer (Jr)	0:17:55.8
48	Neuqua Valley	Abbie Peters (Jr)	0:17:56.4
49	Neuqua Valley	Lizzie Milazzo (Fr)	0:17:57.0
50	Hinsdale South	Carli Spanik (Sr)	0:18:01.1
51	Hinsdale South	Dylana Leung (Jr)	0:18:07.2
52	New Trier	Rachel Friedstat (Sr)	0:18:15.0
53	Hinsdale South	Liz Duvall (Sr)	0:18:17.1
54	Niles West	Gina Goodfriend (Jr)	0:18:23.3
55	Naperville Central	Brittany Radwan (So)	0:18:27.2
56	Niles West	Theresa Ha (Sr)	0:18:28.1
57	Evanston	Sara Howes (So)	0:18:29.3
58	Hinsdale South	Christina Bayer (Sr)	0:18:37.7
59	Homewood-Flossmoor	Melissa Ray (Sr)	0:18:49.0
60	Reavis	Melissa Schmidt (Sr)	0:18:57.9
61	Hinsdale Central	Kelly Tharp (Jr)	0:18:59.9
62	Neuqua Valley	Rachael Luthy (So)	0:19:11.4
63	Reavis	Deborah Gornik (Sr)	0:19:45.6
64	Bolingbrook	Brandi Hawkins (Sr)	0:19:48.3
65	Niles North	Kristin Rakowski (Sr)	0:19:58.3
66	Homewood-Flossmoor	Latrice Ivy (Jr)	0:20:21.9
67	Bolingbrook	Katie Greaney (Sr)	0:20:32.9
68	Bolingbrook	Virginia Aguika (Jr)	0:20:43.5
69	Homewood-Flossmoor	Chevan Marsh (Sr)	0:20:45.2
70	Homewood-Flossmoor	Christine Scully (So)	0:20:49.7
71	Bolingbrook	Rachel Shinnkus (Sr)	0:20:50.2
72	Homewood-Flossmoor	Beth Goldstone (So)	0:21:05.3
73	Homewood-Flossmoor	Jennine Wuellmer (Jr)	0:21:22.2
74	Bolingbrook	Linda Guzman (So)	0:21:38.8
75	Reavis	Jannie Conley (Sr)	0:21:39.5
76	Bolingbrook	Cristen Randolph (So)	0:22:12.8
77	Homewood-Flossmoor	Dana Brody (Jr)	0:22:37.2
78	Reavis	Tammy Tabor (Jr)	0:23:18.0

Program (C) 1985-1997 Fred Kreppert, Yorkville, IL (630) 553-7245 krepertf@ix.netcom.com
 Results by Kreppert Kompusport Software, Yorkville, IL

1998 Hornet - Red Devil Invitational

September 5, 1998
Girls Varsity
2.5 miles

FINAL TEAM STANDINGS:

Place	School	Score	Scoring Places							
1	New Trier	78	2,	8,	13,	20,	35,	38,	52	
2	Wheaton-Warrenville South	89	4,	5,	17,	31,	32,	43,	45	
3	Evanston	99	9,	14,	19,	23,	34,	41,	57	
4	Hinsdale Central	106	10,	16,	25,	27,	28,	36,	61	
5	Naperville Central	112	3,	21,	22,	26,	40,	47,	55	
6	Neuqua Valley	142	6,	11,	33,	44,	48,	49,	62	
7	Niles West	155	12,	18,	37,	42,	46,	54,	56	
8	Hinsdale South	179	15,	24,	39,	50,	51,	53,	58	
9	Bloomington	268	1,	30,	79,	79,	79			
10	Elgin Larkin	323	7,	79,	79,	79,	79			
11	Niles North	331	29,	65,	79,	79,	79			
12	Homewood-Flossmoor	336	59,	66,	69,	70,	72,	73,	77	
13	Bolingbrook	344	64,	67,	68,	71,	74,	76		
14	Reavis	355	60,	63,	75,	78,	79			

Program (C) 1985-1997 Fred Kreppert, Yorkville, IL (630) 553-7245 kreperff@ix.netcom.com
Results by Kreppert Kompusport Software, Yorkville, IL

1998 Hornet - Red Devil Invitational

September 5, 1998
Girls Varsity
2.5 miles

FINAL TEAM STANDINGS: (by total team time)

Place	School	Score	Avg	Diff	Scoring Times					
1	New Trier	82:12	16:26	2:03	15:25,	16:05,	16:25,	16:49,	17:28,	17:
2	Wheaton-Warrenville South	83:12	16:38	1:41	15:43,	15:59,	16:44,	17:22,	17:24,	17:
3	Evanston	83:52	16:46	1:16	16:11,	16:26,	16:48,	17:00,	17:27,	17:
4	Naperville Central	84:10	16:50	1:58	15:39,	16:51,	16:58,	17:05,	17:37,	17:
5	Hinsdale Central	84:14	16:51	0:54	16:16,	16:38,	17:02,	17:08,	17:10,	17:
6	Neuqua Valley	85:33	17:07	1:55	16:01,	16:21,	17:25,	17:50,	17:56,	17:
7	Niles West	86:21	17:16	1:28	16:24,	16:48,	17:29,	17:48,	17:52,	18:
8	Hinsdale South	87:15	17:27	1:31	16:36,	17:00,	17:31,	18:01,	18:07,	18:
9	Homewood-Flossmoor	101:49	20:22	2:16	18:49,	20:21,	20:45,	20:49,	21:05,	21:
10	Bolingbrook	103:31	20:42	1:50	19:48,	20:32,	20:43,	20:50,	21:38,	22:
11	Bloomington	No Score			14:45,	17:19				
12	Elgin Larkin	No Score			16:02					
13	Niles North	No Score			17:12,	19:58				
14	Reavis	No Score			18:57,	19:45,	21:39,	23:18		

Program (C) 1985-1997 Fred Kreppert, Yorkville, IL (630) 553-7245 kreperff@ix.netcom.com
Results by Kreppert Kompusport Software, Yorkville, IL

1998 Hornet - Red Devil Invitational

September 5, 1998
Girls Frosh/Soph
2.5 miles

RACE RESULTS

Place	School	Name	Time
1	Hinsdale South	Kate Kaminski (Fr)	0:16:41.5
2	Wheaton-Warrenville South	Amy Witt (Fr)	0:17:15.4
3	Wheaton-Warrenville South	Elizabeth Weninger (So)	0:17:27.7
4	Wheaton-Warrenville South	Lisa Vicicondi (So)	0:17:31.0
5	Bloomington	Lindsey Reu (So)	0:17:43.6
6	New Trier	Kira Fling (So)	0:17:44.6
7	Wheaton-Warrenville South	Alexis St. Juliana (So)	0:17:50.7
8	Niles West	Carolyn Aler (So)	0:17:55.6
9	Hinsdale Central	Kathy Laux (So)	0:17:57.4
10	Neuqua Valley	Amanda Doveatt (Fr)	0:17:58.9
11	Homewood-Flossmoor	Heather Marcinski (Fr)	0:17:59.4
12	Wheaton-Warrenville South	Meghan Korol (Fr)	0:18:02.5
13	Naperville Central	Crystal Tegen (Fr)	0:18:06.3
14	Hinsdale Central	Katherine Gehlmann (So)	0:18:07.3
15	Wheaton-Warrenville South	Kate Indrelie (So)	0:18:17.1
16	Hinsdale South	Colleen Carr (So)	0:18:24.0
17	Wheaton-Warrenville South	Kimberly Trocio (So)	0:18:25.4
18	Naperville Central	Jennifer Harsant (So)	0:18:25.9
19	New Trier	Carleigh Hubbard (So)	0:18:26.6
20	Neuqua Valley	Diana Black (Fr)	0:18:31.9
21	Evanston	Claire Bush (Fr)	0:18:34.5
22	Naperville Central	Brianna Bartemeyer (Fr)	0:18:35.7
23	Naperville Central	Vaishali Rao (So)	0:18:36.6
24	Homewood-Flossmoor	Tina Kane (Fr)	0:18:40.8
25	Niles West	Samantha Loeffler (So)	0:18:41.5
26	Hinsdale Central	Jacquelyn Mahendra (So)	0:18:43.1
27	Hinsdale Central	Megan Martino (So)	0:18:49.6
28	Evanston	Kudzai Mutasa (Fr)	0:18:51.4
29	Hinsdale Central	Paige Callahan (Fr)	0:18:52.5
30	Naperville Central	Erin Connell (Fr)	0:18:57.5
31	New Trier	Liz Digani (So)	0:18:57.8
32	Homewood-Flossmoor	Samantha Ray (Fr)	0:19:01.1
33	Homewood-Flossmoor	Stephanie Meyer (Fr)	0:19:04.1
34	New Trier	Jennifer Kraemer (So)	0:19:04.8
35	Reavis	Leigh Haas (Fr)	0:19:08.6
36	Homewood-Flossmoor	Abby Saak (So)	0:19:09.6
37	Niles West	Karen Olsen (So)	0:19:14.1
38	Hinsdale Central	Anna Carey (So)	0:19:14.8
39	Evanston	Caroline Sellke (So)	0:19:16.3
40	Naperville Central	Jennifer Krema (So)	0:19:17.4
41	Neuqua Valley	Laura Nelson (So)	0:19:18.1
42	Hinsdale South	Katie Hoganson (So)	0:19:22.2
43	Naperville Central	Emily O'Neal (So)	0:19:26.2
44	Homewood-Flossmoor	Brigid Burt (Fr)	0:19:31.9
45	Neuqua Valley	Loren Flaherty (Fr)	0:19:37.4

1998 Hornet - Red Devil Invitational

September 5, 1998
Girls Frosh/Soph
2.5 miles

RACE RESULTS (cont.)

Place	School	Name	Time
46	Evanston	Doni Newcomb (So)	0:19:39.9
47	Evanston	Alexis Halligan (Fr)	0:19:43.6
48	Evanston	Suzanne Pfeil (Fr)	0:19:43.9
49	Hinsdale South	Ashley Hufstedler (So)	0:19:44.2
50	New Trier	Kristen Mjosest (Fr)	0:19:56.3
51	New Trier	Kristen Heitzinger (Fr)	0:19:58.7
52	Neuqua Valley	Jennifer Klafehn (So)	0:20:10.6
53	Evanston	Liz Figel (Fr)	0:20:20.6
54	Neuqua Valley	Julia Nelson (So)	0:20:22.3
55	Homewood-Flossmoor	Maia Roberts (Fr)	0:20:32.6
56	Neuqua Valley	Jennifer Sapitro (Fr)	0:20:37.1
57	Hinsdale Central	Rachel Pierson (So)	0:20:40.3
58	Niles West	Jessica Song (Fr)	0:21:17.6
59	Niles North	Jessica Cohen (So)	0:21:31.2
60	Niles North	Carrie Ost (Fr)	0:21:45.9
61	Niles West	Jenny King (Fr)	0:21:52.6
62	Niles West	Esther Ko (So)	0:21:54.5
63	Reavis	Joanna Wojcik (So)	0:21:59.0
64	Niles North	Stacy Zeidman (Fr)	0:22:05.6
65	Niles North	Laura Stewart (So)	0:22:17.2
66	Niles West	Jennifer Garcia (Fr)	0:22:39.2
67	Niles North	Kimberly Priban (Fr)	0:23:01.1
68	Niles North	Karen Stene (Fr)	0:23:07.4
69	Hinsdale South	Anne Urasky (So)	0:23:19.2
70	Reavis	Jenna Tabor	0:23:42.9
71	Niles North	Ann Mui (So)	0:23:50.1
72	Reavis	Nicole LeVan (So)	0:31:36.1
73	Reavis	Priscilla Diaz-Doloon (Fr)	0:32:48.4

Program (C) 1985-1997 Fred Kreppert, Yorkville, IL (630) 553-7245 kreperth@ix.netcom.com
Results by Kreppert Kompusport Software, Yorkville, IL

1998 Hornet - Red Devil Invitational

September 5, 1998
Girls Frosh/Soph
2.5 miles

FINAL TEAM STANDINGS:

Place	School	Score	Scoring Places							
1	Wheaton-Warrenville South	28	2,	3,	4,	7,	12,	15,	17	
2	Hinsdale Central	105	9,	14,	26,	27,	29,	38,	57	
3	Naperville Central	106	13,	18,	22,	23,	30,	40,	43	
4	Homewood-Flossmoor	136	11,	24,	32,	33,	36,	44,	55	
5	New Trier	140	6,	19,	31,	34,	50,	51		
6	Neuqua Valley	168	10,	20,	41,	45,	52,	54,	56	
7	Hinsdale South	177	1,	16,	42,	49,	69			
8	Evanston	181	21,	28,	39,	46,	47,	48,	53	
9	Niles West	189	8,	25,	37,	58,	61,	62,	66	
10	Bloomington	301	5,	74,	74,	74,	74			
11	Reavis	313	35,	63,	70,	72,	73			
12	Niles North	315	59,	60,	64,	65,	67,	68,	71	
13	Bolingbrook	No Score - Had only 0 finishers								
14	Elgin Larkin	No Score - Had only 0 finishers								

Program (C) 1985-1997 Fred Kreppert, Yorkville, IL (630) 553-7245 kreperff@ix.netcom.com
Results by Kreppert Kompusport Software, Yorkville, IL

1998 Hornet - Red Devil Invitational

September 5, 1998
Girls Frosh/Soph
2.5 miles

FINAL TEAM STANDINGS: (by total team time)

Place	School	Score	Avg	Diff	Scoring Times										
1	Wheaton-Warrenville South	88:05	17:37	0:47	17:15,	17:27,	17:31,	17:50,	18:02,	18:17					
2	Hinsdale Central	92:28	18:30	0:55	17:57,	18:07,	18:43,	18:49,	18:52,	19:14					
3	Naperville Central	92:39	18:32	0:51	18:06,	18:25,	18:35,	18:36,	18:57,	19:17					
4	Homewood-Flossmoor	93:53	18:47	1:10	17:59,	18:40,	19:01,	19:04,	19:09,	19:31					
5	New Trier	94:07	18:49	2:12	17:44,	18:26,	18:57,	19:04,	19:56,	19:58					
6	Neuqua Valley	95:34	19:07	2:12	17:58,	18:31,	19:18,	19:37,	20:10,	20:22					
7	Evanston	96:03	19:13	1:09	18:34,	18:51,	19:16,	19:39,	19:43,	19:43					
8	Hinsdale South	97:30	19:30	6:38	16:41,	18:24,	19:22,	19:44,	23:19						
9	Niles West	98:59	19:48	3:57	17:55,	18:41,	19:14,	21:17,	21:52,	21:54					
10	Niles North	110:39	22:08	1:30	21:31,	21:45,	22:05,	22:17,	23:01,	23:07					
11	Reavis	129:13	25:51	13:40	19:08,	21:59,	23:42,	31:36,	32:48						
12	Bloomington	No Score				17:43									
13	Bolingbrook	No Score													
14	Elgin Larkin	No Score													

Program (C) 1985-1997 Fred Kreppert, Yorkville, IL (630) 553-7245 kreperff@ix.netcom.com
Results by Kreppert Kompusport Software, Yorkville, IL

1998 Hornet - Red Devil Invitational

September 5, 1998
Girls JV
2.5 miles

RACE RESULTS

Place	Overall Score	School	Name	Time
1	1	Wheaton-Warrenville South	Tracey Bastiaans (Fr)	0:17:38.8
2	2	New Trier	Ellen Whitesides (Sr)	0:17:46.5
3	3	New Trier	Anne Gotaas (Sr)	0:17:54.2
4	4	Neuqua Valley	Suzanna Simons (Jr)	0:18:01.8
5	5	Wheaton-Warrenville South	Jessa Garrow (Fr)	0:18:06.2
6	6	Wheaton-Warrenville South	Cassie Schwass (So)	0:18:11.5
7	7	Naperville Central	Janet Cruz (Jr)	0:18:13.4
8	8	Wheaton-Warrenville South	Abigail Ortman (Sr)	0:18:17.6
9	9	Wheaton-Warrenville South	Brittany Missonak (Jr)	0:18:30.9
10	10	Hinsdale South	Missy Veronica (Sr)	0:18:31.9
11	11	Naperville Central	Rebecca Petersen (Jr)	0:18:32.5
12	12	New Trier	Katie Sataas	0:18:38.9
13	13	New Trier	Lisa Mazzone (Sr)	0:18:39.6
14	14	Hinsdale Central	Jamie Mantey (So)	0:18:40.6
15	15	Hinsdale South	Tracy Hines (Jr)	0:18:44.5
16	16	Niles West	Caroline Ishida (Sr)	0:18:45.4
17	17	Naperville Central	Meredith Paul (Jr)	0:18:47.4
18	18	New Trier	Alexis Sheu	0:18:48.1
19	19	Naperville Central	Sally Meeks (Jr)	0:18:53.0
20	20	Hinsdale South	Sarah Augustine (Sr)	0:18:59.9
21	21	Wheaton-Warrenville South	Kristin Griffith (Sr)	0:19:02.6
22	22	New Trier	Alexandra Gekas (Jr)	0:19:06.9
23	23	Hinsdale South	Lauren Markovic (Jr)	0:19:09.1
24	24	Naperville Central	Laura Thompson (Fr)	0:19:09.9
25	25	Neuqua Valley	Eleni Roubos (Jr)	0:19:10.8
26	26	Wheaton-Warrenville South	Bridget Brady (Fr)	0:19:15.5
27	27	Wheaton-Warrenville South	Sharon Vollman (So)	0:19:15.9
28	28	Naperville Central	Margaret Dunne (Fr)	0:19:16.3
29	29	Wheaton-Warrenville South	Kathleen Velky (Sr)	0:19:24.9
30	30	Wheaton-Warrenville South	Tricia Woods (Sr)	0:19:26.1
31	31	Naperville Central	Kimberly Kelly (So)	0:19:26.4
32	32	Wheaton-Warrenville South	Jacqueline Laidlaw (So)	0:19:27.0
33	33	Naperville Central	Dana Zimmie (Fr)	0:19:29.2
34	34	Hinsdale Central	Jenny Stone (Jr)	0:19:36.5
35	35	Evanston	Caroline Gaynor (Fr)	0:19:37.1
36	36	Naperville Central	Suzanne Quigg (So)	0:19:39.0
37	37	Hinsdale South	Joni Rancho (Sr)	0:19:40.1
38	38	New Trier	April Connley (Jr)	0:19:40.9
39	39	Hinsdale Central	Kari Hopkinson (Jr)	0:19:41.8
40	40	Hinsdale Central	Annie Johnston (Fr)	0:19:46.5
41	41	Hinsdale Central	Sarah Gitelis (Fr)	0:19:48.4
42	42	New Trier	Katherine Debjardins (Jr)	0:19:49.1
43	43	Naperville Central	Alison Lentzkow (Sr)	0:19:49.6
44	44	Hinsdale Central	Becky Bers (Jr)	0:19:51.8
45	45	New Trier	Brigid McGivern (So)	0:19:55.5

1998 Hornet - Red Devil Invitational

September 5, 1998
 Girls JV
 2.5 miles

RACE RESULTS (cont.)

Place	Overall Score	School	Name	Time
46	37	Evanston	Samantha Gergans (Fr)	0:19:59.2
47		New Trier	Rayna Zacko	0:20:01.0
48	38	Hinsdale Central	Cora Passero (So)	0:20:02.4
49		Naperville Central	Erin Powell (Jr)	0:20:03.0
50	39	Niles West	Pauline Choi (Jr)	0:20:03.6
51		New Trier	Jenna Rose (Jr)	0:20:04.4
52		Naperville Central	Karyn Tupek (Fr)	0:20:05.2
53	40	Niles West	Pratiksha Patel (So)	0:20:07.7
54		Hinsdale Central	Laura Sarther (Jr)	0:20:08.2
55		New Trier	Aletha Bair	0:20:08.8
56		Naperville Central	Susan Liggett (So)	0:20:09.3
57		Hinsdale Central	Ashley Gill (Jr)	0:20:09.7
58		New Trier	Michelle Goldstein (Fr)	0:20:10.1
59	41	Evanston	Ana Cofresi-Severstein(Jr)	0:20:12.0
60		New Trier	Marissa Marshalk (Fr)	0:20:14.2
61		Wheaton-Warrenville South	Emily Schull (So)	0:20:16.3
62		Naperville Central	Shelley Hunt (Fr)	0:20:17.1
63		Hinsdale Central	Bree Stewart (Jr)	0:20:17.8
64		Naperville Central	Heidi Gluck (Sr)	0:20:19.1
65		Wheaton-Warrenville South	Jessica Winter (Fr)	0:20:22.1
66		New Trier	Emily Peterson (Fr)	0:20:22.7
67	42	Evanston	Amy Netzky (Fr)	0:20:23.4
68		New Trier	Maggie Compennolle (Fr)	0:20:23.8
69	43	Neuqua Valley	Kristen Petersen (Jr)	0:20:24.0
70		New Trier	Aidan Enright (Jr)	0:20:27.6
71	44	Evanston	Rebekka Youngquest (Sr)	0:20:29.1
72		Naperville Central	Cara McDermott (So)	0:20:34.8
73		Hinsdale Central	Anjali Mahendra (Sr)	0:20:36.2
74		Naperville Central	Michele Somers (Jr)	0:20:39.4
75	45	Evanston	Laura Ward (Sr)	0:20:40.1
76		Wheaton-Warrenville South	Courtney Watson (So)	0:20:40.4
77		Naperville Central	Maureen Wilkey (Fr)	0:20:42.7
78		Hinsdale Central	Rina Mady (Jr)	0:20:43.8
79		Hinsdale Central	Lisa Marsick (So)	0:20:44.2
80		New Trier	Courtney Piggott (Jr)	0:20:45.0
81		New Trier	Kasey Passen (Jr)	0:20:45.5
82		Wheaton-Warrenville South	Marissa Cummings (Sr)	0:20:46.0
83		Wheaton-Warrenville South	Ashley Metz (So)	0:20:46.5
84		New Trier	Ann Jonas (Sr)	0:20:46.9
85		Wheaton-Warrenville South	Amy Jacobson (Jr)	0:20:49.5
86		Hinsdale Central	Emily Smithson (So)	0:20:50.2
87		New Trier	Nicole Kovsia (Jr)	0:20:50.9
88		Naperville Central	Erin Stilrig (Sr)	0:20:51.3
89		New Trier	Debbie Breiselatt (So)	0:20:53.3
90		New Trier	Jane Penley (Fr)	0:20:53.7

1998 Hornet - Red Devil Invitational

September 5, 1998
Girls JV
2.5 miles

RACE RESULTS (cont.)

Place	Place	School	Name	Time
Ovral	Score			
91	46	Neuqa Valley	Krystal Csuk (So)	0:20:57.8
92		Wheaton-Warrenville South	Kelly Mullin (Sr)	0:21:00.0
93		New Trier	Katherine Green (Jr)	0:21:00.3
94		New Trier	Zsafia Jilling (Jr)	0:21:02.4
95	47	Neuqa Valley	Marissa Stokes (Fr)	0:21:02.8
96		Naperville Central	Elizabeth Cromwell (Sr)	0:21:03.3
97	48	Niles West	Lesley Chan (Sr)	0:21:03.8
98		Wheaton-Warrenville South	Andrea Rebman (Jr)	0:21:04.5
99		New Trier	Kiki Batterson (Jr)	0:21:05.5
100		Wheaton-Warrenville South	Marjorie Koppin (Sr)	0:21:06.7
101	49	Niles West	Becky Donnelly (Jr)	0:21:09.1
102	50	Niles West	Sarah Lisle (Jr)	0:21:10.6
103	51	Niles North	Kelly Carro (So)	0:21:11.0
104		Naperville Central	Jessica Peters (So)	0:21:11.6
105	52	Evanston	Terry Crock (Fr)	0:21:12.3
106		Naperville Central	Meghna Kant (Sr)	0:21:12.9
107		New Trier	Elizabeth Breuer (So)	0:21:14.6
108	53	Niles West	Janice Hsu (Jr)	0:21:15.3
109		New Trier	Elizabeth Bramley (Fr)	0:21:15.8
110		Naperville Central	Anjali Rao (Jr)	0:21:16.4
111		New Trier	Randi Smulson (Sr)	0:21:17.1
112	54	Neuqa Valley	Becky Carlson (Fr)	0:21:18.0
113		Hinsdale Central	Tiffany Shu (So)	0:21:18.5
114		New Trier	Katie Porter (Fr)	0:21:19.6
115		New Trier	Margaret Ennis (Jr)	0:21:20.1
116		New Trier	Ellie Drew	0:21:20.9
117		New Trier	Emily Riemer (Sr)	0:21:21.3
118		New Trier	Molly Walsh (Jr)	0:21:21.6
119	55	Hinsdale South	Kara Trinco (Jr)	0:21:25.0
120		Hinsdale Central	Kate Bonetto (Sr)	0:21:25.6
121		Naperville Central	Maria McNeil (Sr)	0:21:27.6
122		Evanston	Dawn Beckman (Sr)	0:21:29.7
123		Niles West	Nicole Hogan (Jr)	0:21:29.9
124		Wheaton-Warrenville South	Andrea Bultrowicz (Fr)	0:21:30.7
125		Hinsdale Central	Koren Feinstein (So)	0:21:31.7
126		Evanston	Alissa Melczer (Fr)	0:21:32.8
127		New Trier	Jessica Menaker (Fr)	0:21:33.3
128		Hinsdale Central	Liz McNichols (So)	0:21:33.8
129		Wheaton-Warrenville South	Mary Fiske (So)	0:21:34.5
130		Evanston	Kate Malarkey (Fr)	0:21:35.1
131		Wheaton-Warrenville South	Laurel Wood (Jr)	0:21:35.6
132		Naperville Central	Katherine Schafer (Fr)	0:21:36.1
133		Naperville Central	Janette Dunne (Fr)	0:21:36.8
134		New Trier	Noreen Russo (Fr)	0:21:37.3
135		New Trier	Susanna Strange (Jr)	0:21:47.0

1998 Hornet - Red Devil Invitational

September 5, 1998
Girls JV
2.5 miles

RACE RESULTS (cont.)

Place	Overall Score	School	Name	Time
136	56	Neuqa Valley	Sarah Sullivan (Jr)	0:21:52.8
137	57	Elgin Larkin	Sarah Kwon (Jr)	0:21:53.2
138		Naperville Central	Jane Zhao (So)	0:21:53.9
139		Neuqa Valley	Amponsoh Nkansah (Fr)	0:21:54.9
140		Naperville Central	Monica Hammack (So)	0:21:55.8
141		Naperville Central	Anne Woodwine (Jr)	0:21:57.7
142		Hinsdale Central	Monica Mazda (So)	0:21:59.2
143		Hinsdale Central	Nabeela Baig (Fr)	0:21:59.9
144		New Trier	Samantha Clever (Sr)	0:22:01.1
145	58	Hinsdale South	Liz Kassir (Jr)	0:22:01.4
146		Evanston	Lauren Carleton-Smith(Sr)	0:22:02.0
147		Naperville Central	Melissa Witt (So)	0:22:02.9
148		Evanston	Cameron Estrich (So)	0:22:03.5
149		New Trier	Sarah Woodhead (Fr)	0:22:04.2
150		New Trier	Lindsey Peters (Fr)	0:22:05.2
151		Evanston	Jenny Brodsky (Jr)	0:22:06.2
152		New Trier	Rebecca Pickens (Jr)	0:22:11.2
153		New Trier	Emily Egan (Fr)	0:22:11.7
154		Naperville Central	Nicole Anderson (Fr)	0:22:13.9
155		New Trier	Meghan Roskopf (So)	0:22:14.5
156		New Trier	Anna Torricelli (Fr)	0:22:15.1
157		Naperville Central	Christine Cruz (Fr)	0:22:16.0
158		New Trier	Kristin Yela (Fr)	0:22:17.2
159		Hinsdale South	Somi Basathia (Sr)	0:22:18.5
160		New Trier	Daniellah Salario (Jr)	0:22:18.9
161		Naperville Central	Elaine Morressy (Sr)	0:22:23.0
162		Naperville Central	Kelly Wiles (Jr)	0:22:25.3
163		New Trier	Katrina Bielawski (Fr)	0:22:27.4
164		Wheaton-Warrenville South	Kristine Peters (Sr)	0:22:28.8
165		Neuqa Valley	Kasia Pike-Biegunska (So)	0:22:31.1
166		New Trier	Julia Gougler (Fr)	0:22:32.4
167		New Trier	Ida Covington (Jr)	0:22:36.2
168		Naperville Central	Tara Cunnane (Jr)	0:22:37.2
169		New Trier	Shea Enright (So)	0:22:38.4
170		Naperville Central	Lindsie Klain (Sr)	0:22:42.7
171		Wheaton-Warrenville South	Kathleen Dihel (So)	0:22:43.5
172		New Trier	Eliz Vitale	0:22:44.3
173		Hinsdale South	Meisha Hill (Sr)	0:22:53.7
174	59	Niles North	Monina DeLapaz (So)	0:22:56.4
175	60	Homewood-Flossmoor	Mia Finney (Fr)	0:22:57.2
176		Wheaton-Warrenville South	Kristen Johnson (So)	0:23:04.8
177		Naperville Central	Kristin Barenbrugge (Sr)	0:23:06.8
178		Naperville Central	Gretchen O'Shea (Sr)	0:23:09.0
179		New Trier	Caroline Nothman (Jr)	0:23:11.2
180		Niles West	Amy Pisula (So)	0:23:17.7

1998 Hornet - Red Devil Invitational

September 5, 1998
Girls JV
2.5 miles

RACE RESULTS (cont.)

Place	School	Name	Time
Overall Score			
181	New Trier	Ann Kiblene	0:23:22.5
182	Naperville Central	Allison Gill (Fr)	0:23:25.7
183	New Trier	Dana Leavitt (Jr)	0:23:32.9
184	Naperville Central	Katherine Kocisky (Sr)	0:23:33.4
185	Naperville Central	Megumi Sakashita (Sr)	0:23:35.6
186	61 Niles North	Kristen Tripicchio (Sr)	0:23:36.2
187	Naperville Central	Muthu Narayan (Fr)	0:23:38.2
188	Naperville Central	Meg Sievers (Jr)	0:23:41.7
189	New Trier	Alexandra Baker (Fr)	0:23:46.8
190	Naperville Central	Heather Willett (Fr)	0:23:49.5
191	Neuqa Valley	Meghan Fines (So)	0:23:51.0
192	62 Niles North	Elisa Choi (So)	0:23:52.9
193	New Trier	Jennifer Schulz (Fr)	0:23:54.1
194	Hinsdale Central	Paige Wolfe (Fr)	0:23:55.4
195	Evanston	Margaret Slaton (So)	0:24:04.5
196	New Trier	Jenny Thomsen	0:24:21.2
197	New Trier	Sarah Connell (Fr)	0:24:25.0
198	New Trier	Reva Kamhi (Fr)	0:24:25.9
199	Niles West	Sara Ryan (Fr)	0:24:26.6
200	Naperville Central	Danielle Anderson (So)	0:24:30.4
201	63 Niles North	Jaclynn Pepitone (So)	0:24:34.1
202	Naperville Central	Greta Wahlers (So)	0:24:34.9
203	Naperville Central	Janet Mouws (Fr)	0:24:37.6
204	Naperville Central	Jennifer Smith (Fr)	0:24:39.6
205	Neuqa Valley	Michelle Oria (So)	0:24:41.4
206	Naperville Central	Rebecca Hinsberger (Fr)	0:24:46.1
207	64 Niles North	Roshni Shah (So)	0:24:48.4
208	Niles West	Jenny Khan (Fr)	0:24:49.9
209	New Trier	Jenny Rezvan (So)	0:24:52.1
210	Naperville Central	Lindsey Hansen (Fr)	0:24:54.8
211	Evanston	Rachel Harris (Jr)	0:24:56.9
212	65 Niles North	Jennifer Choi (So)	0:24:58.9
213	Naperville Central	Ryann Albrecht (Sr)	0:25:19.3
214	Neuqa Valley	Christy Suits (Jr)	0:25:23.8
215	Neuqa Valley	Andrea Bakken (Fr)	0:25:25.2
216	New Trier	Alexis Peters	0:25:33.2
217	New Trier	Sarah Varick (Fr)	0:25:42.3
218	Naperville Central	Nicole Swinford (Jr)	0:25:53.2
219	Niles West	Andrea Hui (Jr)	0:25:53.9
220	New Trier	Heather Cox	0:26:00.6
221	Neuqa Valley	Jennifer Komenda (So)	0:26:06.2
222	Naperville Central	Johanna Lichtman (Sr)	0:26:31.3
223	Neuqa Valley	Astha Agrawal (Fr)	0:27:07.2
224	Wheaton-Warrenville South	Suzanne Tieune (Jr)	0:27:10.7
225	Niles North	Karen Suelen (So)	0:27:39.4

Program (C) 1985-1997 Fred Kreppert, Yorkville, IL (630) 553-7245 kreperff@ix.netcom.com
Results by Kreppert Kompusport Software, Yorkville, IL

1998 Reavis Invitational

Girls Varsity

2.5 Miles

	PLACES							TOTAL
1 Sandburg	1	3	4	8	11	15	19	27
2 Mother McAuley	2	5	9	14	20	23	25	50
3 Hinsdale South	6	12	16	18	21	28	41	73
4 Marian Catholic	10	24	26	39	60	70	71	159
5 Lyons Township	32	38	42	49	51	52	59	212
6 H-F	29	35	37	58	61	77	87	220
7 T.F. South	17	40	45	57	68	80		227
8 Oak Forest	13	43	54	55	78	95	103	243
9 Stagg	7	36	66	74	76	81		259
10 Morton	22	31	72	75	86	96		286
11 Oak Lawn	33	50	56	79	89	104		307
12 Bremen	30	53	64	67	100	102		314
13 Queen of Peace	27	46	73	85	90			321
14 Argo	48	63	69	88	91	92		359
15 Reavis	34	65	83	84	108			374
16 Chicago Christian	44	99	105	106	112			466
17 Eisenhower	80	93	98	107	109	110	111	487
Andrew	94	101						
Richards	47	62						
T.F. North	97							

Varsity Girls

2.5 Miles

1	Mary Farrell	Sandburg	15:22.1	58	Melissa Ray	HF	19:04.4
2	Joelle Drisco	Mthr McAuley	15:40.1	59	Janel Alonzo	Lyons	19:10.4
3	Breanna Wabick	Sandburg	15:49.9	60	Megan Marz	Marian	19:11.3
4	Bridgette O'Rourke	Sandburg	15:56	61	Abbey Saak	HF	19:13.3
5	Katie Springer	Mthr McAuley	16:20.3	62	Karen Kenney	Richards	19:21.5
6	Natalie Kong	Hinsdale So	16:22.5	63	Liliana Ponce	Argo	19:26.1
7	Angie Simone	Stagg	16:26.3	64	Crystal Sanders	Bremen	19:27
8	Carrie Byrnes	Sandburg	16:34.5	65	Debby Gornik	Reavis	19:28.1
9	Molly Walsh	Mthr McAuley	16:39.2	66	Carolyn Delach	Stagg	19:29.4
10	Jori Jacobeit	Marian	16:40.2	67	Stephanie Zuan	Bremen	19:31.7
11	Tara Brennan	Sandburg	16:47.1	68	Angela Trancozo	TF So	19:32.1
12	Colleen Amish	Hinsdale So	16:48.2	69	Mercedes Parra	Argo	19:39.4
13	Marilyn Cesaro	Oak Forest	16:49.6	70	Jocelyn Jones	Marian	19:40.9
14	Tracey Kellam	Mthr McAuley	16:50.3	71	Rachael Glittoni	Marian	19:43.1
15	Lisa Orshowsky	Sandburg	16:51.2	72	Chelsea Sullivan	Morton	19:45.3
16	Becka Duvall	Hinsdale So	16:53.8	73	Janet Gniadek	Qu of Peace	19:45.7
17	Jenny Stickann	TF So	16:54.7	74	Lyda Wilk	Stagg	19:46.4
18	Kate Kamunski	Hinsdale So	16:55.4	75	Marines Martinez	Morton	19:48.3
19	Val Orshonsky	Sandburg	16:56.3	76	Julie Sullivan	Stagg	19:50
20	Kim Jerik	Mthr McAuley	16:59.2	77	Geannine Wuellaer	HF	19:54.5
21	Anjali Ivengar	Hinsdale So	17:05.5	78	Danielle Brown	Oak Forest	20:01
22	Karli Jakubowski	Morton	17:14.8	79	Nichole Friske	Oak Lawn	20:07.8
23	Katie Savagh	Mthr McAuley	17:18.9	80	America Rodrieu	Eisenhower	20:16.5
24	Meaghan Hanifin	Marian	17:25.1	81	Monica Gabel	Stagg	20:23.3
25	Sue Bansley	Mthr McAuley	17:30.8	82	Kim Wyszosi	TF So	20:23.8
26	Sarah Draeznes	Marian	17:52.7	83	Rhianon Pullen	Reavis	20:27.8
27	Vicky Gonzalez	Queen of Peace	17:56.8	84	Jamie Conlev	Reavis	20:30.5
28	Dylana Leung	Hinsdale So	18:03.5	85	Anne Howanici	Qu of Peace	20:32.1
29	Heather Marcinski	HF	18:07.3	86	Osiris Ablares	Morton	20:47.1
30	Katie Halpin	Bremen	18:07.7	87	Chevon Marsh	HF	20:57.3
31	Jackie Herrera	Morton	18:15.4	88	Alisa Delisakoelcer	Argo	21:01.4
32	Jane Simmons	Lyons	18:15.9	89	April Osmanski	Oak Lawn	21:02.9
33	Michelle King	Oak Lawn	18:17.6	90	Jen Herrera	Qu of Peace	21:09.6
34	Melissa Schmidt	Reavis	18:21.3	91	Moura Schugler	Argo	21:13
35	Mary Hiebert	HF	18:23.7	92	Christina Eslobedo	Argo	21:14
36	Nicole Cantale	Stagg	18:24	93	Gabby Abalos	Eisenhower	21:17.4
37	Mandy Byron	HF	18:24.6	94	Maureen Daley	Andrew	21:20.2
38	Nicki Sass	Lyons	18:25.7	95	Katie Romaniak	Oak Forest	21:23.6
39	Leanne Lessard	Marian	18:26.3	96	Cynthia Molina	Morton	21:24.7
40	Nicki Drobac	TF So	18:26.8	97	Becky Smolen	TF No	21:35.1
41	Carli Spanik	Hinsdale So	18:29.9	98	Lorena Guzman	Eisenhower	21:42.2
42	Katie Turk	Lyons	18:31.8	99	Jamie Schultheiss	Chgo Christian	21:43.2
43	Jill Gunther	Oak Forest	18:33.9	100	Bridget Adler	Bremen	21:54.7
44	Jessie Loerop	Chgo Christian	18:37.2	101	Tiffany Avery	Andrew	22:06.1
45	Ellie Dust	TF So	18:39.3	102	Nvia Davis	Bremen	22:09.2
46	Laura Wozniak	Qu of Peace	18:41.8	103	Jill Snyder	Oak Forest	22:26.4
47	Jackie Duffv	Richards	18:42.4	104	Mary Moses	Oak Lawn	22:44.4
48	Ellie Kaiz	Argo	18:43.1	105	Julie Loerop	Chgo Christian	22:45.2
49	Jenny Vancora	Lyons	18:43.6	106	Amanda Mudde	Chgo Christian	22:48.9
50	Jodie Daley	Oak Lawn	18:44.1	107	Carol Heenan	Eisenhower	23:18
51	Jenny LeRoy	Lyons	18:46.3	108	Jenny Svensson	Reavis	23:27
52	Kristine Hitzeman	Lyons	18:48.3	109	Marisoz Ocuguera	Eisenhower	24:10
53	Klennikka Malonie	Bremen	18:50	110	Veronica Ruiz	Eisenhower	24:21
54	Jenny Selvage	Oak Forest	18:54.8	111	Patty Avalos	Eisenhower	25:08
55	Donna Wilkenson	Oak Forest	18:55.7	112	Lisa Bruley	Chgo Christian	25:15
56	Vicki Davis	Oak Lawn	18:58.1				
57	Lauren Wesolowski	TF So	19:01.8				

Fresh/Soph Girls

2.0 Miles

1	Delilah DiCrescenzo	Queen of Peace	12:35.3	30	Kelly Cunnen	Oak Lawn	15:38.3
2	Colleen Carr	Hins. So.	13:32.2	51	Erin Ramsden	Qu of Peace	15:45.9
3	Sara Wright	Mother McAuley	13:39.7	52	Beth Rickey	Andrew	15:47.8
4	Denise Kenny	Mother McAuley	13:43.9	53	Sheryl Steiso	Oak Lawn	15:48.1
5	Nora Capron	Mother McAuley	13:47.5	54	Julie Kino	Richards	15:55.1
6	Katherine VanAthen	Mother McAuley	13:47.9	55	Becky Annen	Oak Lawn	16:03
7	Emily Bretl	Sandburg	13:48.5	56	Leigh Haas	Reavis	16:12.3
8	Mary Eileen Rohan	Mother McAuley	13:49.8	57	Mia Finney	HF	16:13.7
9	Erin Lia	Sandburg	13:53.3	58	Katrin Yursik	Marian	16:14.5
10	Becky Scott	Mother McAuley	13:57.1	59	Jackie Nelsen	Bremen	16:16.6
11	Steph Han	Sandburg	14:04.9	60	Lisa Lavezzi	Marian	16:24.5
12	Mary Beth Schmitt	Stagg	14:12	61	Lindsay Jedlicka	Marian	16:26.5
13	Stephy Meyer	HF	14:14	62	Allison Murray	Andrew	16:28.2
14	Liz Peterman	Sandburg	14:14.4	63	Cheryl Luyf	TF So	16:29.2
15	Megan Crane	Queen of Peace	14:17.7	64	Lauren Goebel	Stagg	16:29.7
16	Janessa Cannon	Queen of Peace	14:18.4	65	Joanna Wojcik	Reavis	16:30.3
17	Lisa Burke	Andrew	14:22	66	Melanie Gill	Stagg	16:32.3
18	Amanda St. Aubin	Mother McAuley	14:22.7	67	Erica Barnett	Marian	16:37.3
19	Lauren Arquilla	Sandburg	14:26.1	68	Meiissa Rizzo	Bremen	16:39.8
20	Mary Groark	Sandburg	14:32.2	69	Vanessa Kriescher	Morton	16:44.4
21	Susan Keller	Lyons	14:32.9	70	Katheline Dupava	Marian	16:48.7
22	Sue Sucharski	Sandburg	14:40.4	71	Sarah Masterson	Marion	16:51.4
23	Kate Sutor	Andrew	14:41	72	Andrea Walsh	Oak Lawn	16:55.3
24	Tina Kane	HF	14:42	73	Michelle Schiller	TF South	17:01.8
25	Megan McCabe	Lyons	14:44	74	Jackie Sabados	TF South	17:04.3
26	Katie Hoganson	Hins. So	14:46.7	75	Jenna Tabor	Reavis	17:04.5
27	Deanne Bawermaster	Lyons	14:48	76	Jodi Luif	TF South	17:08.8
28	Davina Bilolhe	Eisenhower	14:48.7	77	Bridgette Pasek	Stagg	17:10.2
29	Laura Hitzeman	Lyons	14:49.2	78	Venassa Soler	Morton	17:28.1
30	Georgia Katris	Lyons	14:49.9	79	Lauren Mocco	Oak Forest	17:34.3
31	Erin McDonald	Andrew	14:53.5	80	Jennifer Simon	Bremen	17:34.8
32	Ashley Hufstedler	Hins. So	14:53.8	81	Evonne Garcia	Morton	17:58.5
33	Karli Reinbolt	Andrew	14:55.9	82	LaQuesha Martin	TF North	18:00
34	Brigid Burt	HF	15:07.2	83	Catrina Johnson	Oak Lawn	18:19.9
35	Samantha Ray	HF	15:14	84	Andrea Chapman	TF South	18:20.7
36	Christine Scully	HF	15:15.2	85	Jessica Grandchamp	Bremen	18:30.5
37	Carly Doyle	Queen of Peace	15:15.8	86	Linda Erler	Bremen	18:48.3
38	Erin Balek	Lyons	15:18.8	87	Rebecca Riha	Morton	18:52.4
39	Brittany Kaczmarek	Andrew	15:19.9	88	Sundai Hardwick	TF South	19:02.1
40	Diana Brickman	Richards	15:20.7	89	Katie McGuire	Reavis	19:08.4
41	Nadia Rameiz	Morton	15:21	90	Jamie Patzer	Morton	19:11.6
42	Kelvy Nagle	Oak Forest	15:24.6	91	Jenny Jakubowski	Morton	19:16.3
43	Laura Mottol	Oak Lawn	15:29	92	Michelle Farington	Bremen	19:19.1
44	Melissa Mugica	Queen of Peace	15:30.8	93	Julia Erler	Bremen	19:56.8
45	Erica Kouba	Lyons	15:31.2	94	Jessica Chapello	Reavis	20:01.6
46	Carrie McMahon	Stagg	15:31.6	95	Anieda Vargas	Argo	20:08.5
47	Lauren Kappel	Marion	15:32	96	Erin Devlin	Oak Forest	21:20
48	Suzanne Bilek	Oak Forest	15:33.5	97	Faith Milligan	Oak Forest	22:04
49	Nicole Malmon	Stagg	15:36.2	98	Colleen Solloivin	Oak Forest	23:51

Girls Open

2.0 Miles

1	Jaime Lange	Sandburg	13:24.1	58	Traci Hoglund	Lyons	15:29.3
2	Kelly Smith	Sandburg	13:32.2	59	Emily Starcevic	Mother McAuley	15:31
3	Stephanie Brozak	Sandburg	13:35.9	60	Christine Lundv	Mother McAuley	15:31.7
4	Joanne Pfeiffer	Mother McAuley	13:37.2	61	Margaret Caspers	Lyons	15:33
5	Maria Galanis	Sandburg	13:44.2	62	Katie Harris	Mother McAuley	15:33.6
6	Missy Veronica	Hinsdale So	13:46.8	63	Christina Spancino	Sandburg	15:34
7	Christy Alex	Sandburg	13:47.4	65	Jessica Lindskog	Sandburg	15:34.4
8	Jenny Bomba	Sandburg	13:50.7	65	Kelly Tunney	Sandburg	15:35.1
9	Trisha McGrenera	Sandburg	13:54.2	66	Monica Annicks	Sandburg	15:35.8
10	Celia Moore	Mother McAuley	13:58.3	67	Therese Tomiello	Sandburg	15:36.3
11	July Novasel	Mother McAuley	14:01.5	68	Menica Griffin	Marian	15:36.9
12	Suzanne Dunning	Sandburg	14:03.3	69	Karyn Heinlein	Lyons	15:39.1
13	Christina Bayer	Hinsdale So	14:04.2	70	Paula Banser	Lyons	15:41
14	Lindsey Paulino	Mother McAuley	14:04.9	71	DeAnna Graya	Queen of Peace	15:41.5
15	Christina Lia	Sandburg	14:09.5	72	Jessica Dibernardo	Lyons	15:41.9
16	Heather Conwell	Sandburg	14:10	73	Sarah Lindner	Lyons	15:43.8
17	Jessica Wilson	Mother McAuley	14:10.3	74	Lindsey Caplice	Lyons	15:44.9
18	Amy Skiba	Sandburg	14:10.7	75	Edna Beltran	Lyons	15:48.8
19	Bridget Sullivan	Mother McAuley	14:13.5	76	Elisabeth Cook	Lyons	15:50.3
20	Kerry Owens	Lyons	14:15.2	77	Kim Maresh	Lyons	15:51.7
21	Lauren Markovic	Hinsdale So	14:18.6	78	Christine Burns	Sandburg	15:52.2
22	Barrie Keczyr	Mother McAuley	14:19.8	79	Amanda Petrev	Sandburg	15:53.7
23	Marisa Tongren	Sandburg	14:20.5	80	Kelly Palenik	Andrew	15:54.9
24	Joni Ranchero	Hinsdale So	14:23.7	81	Megan Tannenbaum	Lyons	15:56.3
25	Julie Dion	Mother McAuley	14:26.9	82	Edina Kiss	Lyons	15:58.1
26	Bianca Taylor	Hinsdale So	14:31.9	83	Jennifer Ahern	Sandburg	16:01.7
27	Amy Kauth	Sandburg	14:32.2	84	Lindsay Boland	Lyons	16:02.5
28	Jackie Kenny	Mother McAuley	14:34.4	85	Katherine Ozog	Lyons	16:03.2
29	Mary Flanagan	Mother McAuley	14:36.4	86	Margaret Carey	Mother McAuley	16:03.9
30	Emily Capron	Mother McAuley	14:38.1	87	Maribel Martinez	Morton	16:05.4
31	Sarah Penrod	Lyons	14:39.6	88	Michelle White	Sandburg	16:08.1
32	Katie Spychalski	Sandburg	14:41	89	Whitney Bakker	Lyons	16:11.4
33	Alicia Thompson	Mother McAuley	14:42.1	90	Jessica Hudec	Mother McAuley	16:13.7
34	Colette May	Hinsdale So	14:42.6	91	Lindsey Foreman	Mother McAuley	16:17.3
35	Sarah Augustine	Hinsdale So	14:43	92	Carolyn Markel	Sandburg	16:18.7
36	Sarah Cooper	Lyons	14:43.7	93	Sara Zgobis	Sandburg	16:19.3
37	Kelly Malone	Mother McAuley	14:44.2	94	Jacelyn Carr	Marian	16:19.8
38	Liz Duvall	Hinsdale So	14:47.8	95	Eileen O'Connor	Mother McAuley	16:21.2
39	Lauren Oliver	Sandburg	14:51.9	96	Colleen Ganey	Lyons	16:28
40	Carrie Busch	Sandburg	14:55.5	97	Maruene Tomiello	Sandburg	16:28.5
41	Joy Kopeikin	Sandburg	14:56.2	98	Julia Driscoll	Lyons	16:31.7
42	Anna Denton	Sandburg	14:58.2	99	Brianne Evans	Sandburg	16:34.4
43	Julia Firiti	Lyons	14:58.7	100	Ellen Kowalawski	Sandburg	16:35.8
44	Kelly Matulionis	Lyons	14:59.3	101	Allison Powell	Sandburg	16:36.6
45	Nancy Beech	Sandburg	15:02.2	102	Karen Kasza	Stagg	16:37.3
46	Corey Burns	Sandburg	15:08.3	103	Lauren MacAskill	Lyons	16:38.5
47	Tricia Wenckus	Hinsdale So	15:13.2	104	Kelly James	Lyons	16:39.4
48	Andrea Renaldi	Sandburg	15:14.3	105	Kara Trinc	Hinsdale So	16:40
49	Katie Olmstead	Sandburg	15:15.8	106	Tara Morris	Lyons	16:43.5
50	Jill Pranske	Mother McAuley	15:16.7	107	Anna Sek	Lyons	16:45.2
51	Jenny Novasel	Mother McAuley	15:19.5	108	Megan Keller	Lyons	16:49.1
52	Tracey Hines	Hinsdale So	15:22.6	109	Patti Murphy	Lyons	16:52.3
53	Jenny Florence	Mother McAuley	15:24.3	110	Melissa Bolt	Lyons	16:52.8
54	Jenny Kuldane	Sandburg	15:25.6	111	Monica Thoms	Lyons	16:53.5
55	Sarah Frisby	Sandburg	15:26.7	112	Michelle Donnan	Sandburg	16:54.6
56	Meg Meinarcak	Mother McAuley	15:27.2	113	Sandy Zanghi	Lyons	16:55.4
57	Amanda Rubio	Mother McAuley	15:27.8	114	Kelly Mrzyglod	Lyons	17:00.6

Girls Open

2.0 Miles

115	Jenni Miklos	Sandburg	17:01.2	170	Ashley Zuffrano	Lyons	18:10.1
116	Tiffany Mistina	Sandburg	17:04.3	171	Laura Teflev	Marian	18:14.4
117	Sheri Maness	Morton	17:05.5	172	Beth Kelly	Lyons	18:15.1
118	C. J. Howard	Lyons	17:06.4	173	Lauren Ferguson	Lyons	18:18
119	Emily Dunn	Lyons	17:07.2	174	Kim Hintz	Lyons	18:18.8
120	Lisa Rose	Lyons	17:10.3	175	Olga Navarro	Morton	18:20.1
121	Cori Murphy	Lyons	17:13.2	176	Jessica Gonzalez	Morton	18:23.7
122	Carla Cavaliere	Lyons	17:13.6	177	Lauren Dicke	TF So	18:25
123	Sarah Libby	Hinsdale So	17:14.8	178	Sandra Montez	Morton	18:25.6
124	Mary McLamore	Lyons	17:15.3	179	Kris Cole	Sandburg	18:30.6
125	Becky Vacco	Marian	17:16.4	180	Melissa Koch	Sandburg	18:32.2
126	Nicole Christen	Lyons	17:17.1	181	Tina Chhadwa	Sandburg	18:33.2
127	Renee Casteel	Lyons	17:18.2	182	Lauren Rozich	Lyons	18:34.1
128	Carrie Sweeney	Lyons	17:20.9	183	Bridget Welbourne	Lyons	18:36.1
129	Becky Fezekas	Lyons	17:22	184	Jennifer Nepomuck	Morton	18:36.9
130	Janene Sobalka	Queen of Peace	17:22.6	185	Caitlin Clute	Lyons	18:41.2
131	Mevshi Hill	Hinsdale So	17:25.4	186	Katie Easley	Lyons	18:42.1
132	Leslie Ames	Lyons	17:26.6	187	Gina Rinaldi	Lyons	18:44.9
133	Jennifer Ponce	Lyons	17:27.1	188	Paola Rodriguez	Morton	18:46.4
134	Lisa Parikh	Sandburg	17:29.3	189	Kyla Segreti	Morton	18:46.8
135	Dawn Cole	Sandburg	17:30.4	190	Lindsay Willis	Lyons	18:47.3
136	Kim Berg	Lyons	17:30.8	191	Emily Mackey	Sandburg	18:48.2
137	Sandra Fitzminor	Morton	17:31.3	192	Amy Ziegler	Lyons	18:49.7
138	Moiria Pluto	Lyons	17:31.8	193	Robyn Benble	HF	19:01.7
139	Jackie Dobesh	Andrew	17:32.3	194	Val Denny	Lyons	19:16.2
140	Katie Elwood	Lyons	17:33.4	195	Kathryn Medenis	Lyons	19:21.3
141	Beth Kessler	Lyons	17:33.9	196	Lisa Donofrio	Lyons	19:22.2
142	Mary Driscoll	Lyons	17:34.4	197	Ami Khakhkhar	Sandburg	19:24.2
143	Emma Melero	Morton	17:35.6	198	Gabriela Santos	Morton	19:25.5
144	Sarah Snow	Sandburg	17:37.1	199	Kate Lally	Lyons	19:26.3
145	Becky Baukert	Lyons	17:37.8	200	Judith Montes	Morton	19:27.1
146	Chris Fojtik	Stagg	17:38.3	201	Jill Odelson	Lyons	19:28.5
147	Diana Dames	Lyons	17:39.2	202	Bridget Stankiewicz	Lyons	19:32.4
148	Meghan Stauber	Lyons	17:40.2	203	Allison Quail	Morton	19:33.1
149	Sanskriti Patel	Sandburg	17:42.4	204	Hilary Waldoch	Lyons	19:36.7
150	Cheryl Scott	Lyons	17:44.1	205	Erin DeBruin	Marian	19:46.6
151	Liz Komperda	Sandburg	17:46.2	206	Kathleen Jones	Lyons	19:48.7
152	Kristen Manak	Lyons	17:47.1	207	Christina Garay	Lyons	20:11.9
153	Sarah Dees	Lyons	17:47.7	208	Ashley Sandusky	Marian	20:29.6
154	Leigh Schneider	Stagg	17:50.9	209	Kelly Gallagher	Lyons	20:36.9
155	Dana Marine	Lyons	17:51.6	210	Megan Stolarski	Mother McAuley	21:01.8
156	Amy Sterna	Lyons	17:52.8	211	Crystal Kadlec	Morton	21:13.9
157	Kara Furey	Lyons	17:53.7	212	Danielle Mikel	Lyons	21:25.5
158	Maggie Kampton	Lyons	17:54.3	213	Cindy Layton	Bremen	21:28.7
159	Amber Naroleski	Sandburg	17:55.5	214	Becky Grzesiak	Marian	21:47
160	Katarina Kokoska	Stagg	17:56.8	215	Elizabeth Toscano	Sandburg	21:48.4
161	Andrea Ballou	Lyons	17:59.4	216	Jennifer Pena	Morton	21:50
162	Jackie Kasallis	TF So	18:02.2	217	Adrian Gonzalez	Morton	22:16.7
163	Joy Denton	Sandburg	18:04.7	218	Cassie Krone	Sandburg	23:03.4
164	Melissa Compton	Marian	18:05.6	219	Charele Alexander	Bremen	23:49.5
165	Lauren Bouchard	Lyons	18:06.1	220	Linda Gonzalez	Bremen	23:52
166	Mary Philipp	Lyons	18:06.4				
167	Maria Roditis	Stagg	18:07.8				
168	Natalia Filipiak	Sandburg	18:08.9				
169	Michelle Michaels	Marian	18:09.5				

MEET RESULTS

Teams: MORTON VS HENSDALE SOUTH

at KATHERINE LEGGE PARK
HENSDALE

Division: VARSITY GIRLS

Date: 9/14/88

Course length and record: 2.5 mi.

Weather conditions: _____

TEAMS	HS	MORTON		
1	1	3		
2	2	9		
3	4	10		
4	5	11		
5	6	12		
TEAM SCORE	18	45		
6	7	13		
7	8	14		

ORDER OF FINISH

1. COLLEEN AMISH HS 16' 37
2. NATALIE KONG HS 17' 17
3. KARLI JAKUBOWSKI MOR. 17' 23
4. ANJALI IYENGAR HS 17' 33
5. MISSY VERONCA HS 17' 47 33.
6. DYLANA LOUIS HS 17' 49 34.
7. LIS DUVAL HS 17' 59 35.
8. CARLI SPANK HS 18' 10 36.
9. COLLEEN CARR HS 18' 35 37.
10. CRYSTAL BOVA MOR. 18' 46 38.
11. JACKIE HERBERA MOR 18' 47 39.
12. BECCA DUVAL HS 19' 52 40.
13. NADIA RAHIREZ MOR 20' 04 41.
14. CHELSEA SULLIVAN MOR 20' 19 42.
15. MARINES MARTINEZ MOR 21' 07 43.
16. OSIRIS ABELARES MOR 23' 01 44.
17. 45.
18. 46.
19. 47.
20. 48.
21. 49.
22. 50.
23. 51.

MEET RESULTS.....Page 2

1	LAUREN MARKOVIC	HS	18'30	103.
2	TRACY HINES	HS	18'41	104.
3	SARAH AUGUSTINE	HS	18'49	105.
4	COLETTE MAY	HS	18'57	106.
5	TRICIA WENCKUS	HS	19'06	107.
6	KARA TRINCO	HS	20'58	108.
7	LIZ KASSIR	HS	21'21	109.
8	MARIBEL MARTINES	M	21'23	110.
9	SOMI BASATHIA	HS	21'59	111.
0	MEISHA HILL	HS	22'02	112.
11	EMMA MOLEZO	M	22'06	113.
12	RACHEL LARSEN	M	22'03	114.
13	OLGA NAVARRO	M	23'48	115.
14	SANDRA MONES	M	23'55	116.
15	PAOLA RODRIGUEZ	M	23'55	117.
16	REBECCA RIMA	M	24'27	118.
17	JENNY JAKUBOWSKI	M	25'04	119.
18	GABRIELA SANTOS	M	25'14	120.
19	KYLA SEGRETTI	M	26'09	121.
20	PATTAYA ARUNGRUNG	M	26'10	122.
21	ALLISON QUAN	M	26'25	123.
22	JUDITH MONTES	M	26'54	124.
23	ARJIAN GONZALEZ	M	26'54	125.
24	JAMIE PATZER	M	27'31	126.
25	CRYSTAL KADLEC	M	28'25	127.
26	JENNIFER PENIA	H	28'35	128.
27.				129.
28.				130.
29.				131.
30.				132.
31.				133.
32.				134.
33.				135.

MORTON VS HENSDALE SOUTH

AT KATHERINE LEGGE
PARK IN HENSDALE

J.V. GIRLS 2.5 MI.

9/14/98

HS	MORTON
1	8
2	7
3	10
4	11
5	12
<u>15</u>	<u>50</u>
6	13
7	14

MEET RESULTS

Teams: MORTON VS HENSDALE SOUTH

at KATHERINE LEBBE

Division: FROSH - SOPH GIRLS

Date: 9/14/98

Course length and record: 2.5 MI.

Weather conditions: _____

TEAMS	HS	MORTON		
1	1	3		
2	2	4		
3	-	5		
4	-	6		
5	-	7		
TEAM SCORE				
6		8		
7		9		

ORDER OF FINISH

- | | | | |
|----------------------|----|-------|-----|
| 1. KATIE HOGANSON | HS | 19'33 | |
| 2. ASHLEY HUFSTEDLER | HS | 20'08 | |
| 3. IVONNE GARCIA | M | 23'37 | |
| 4. JESSICA GONZALEZ | M | 23'43 | |
| 5. VANESSA SOLER | M | 23'44 | 33. |
| 6. MURIAM INCLAN | M | 23'46 | 34. |
| 7. SHERI MANESS | M | 23'47 | 35. |
| 8. JESSICA PEDERSON | M | 25'18 | 36. |
| 9. JENNIFER NEPOMUCH | M | 25'43 | 37. |
| 10. | | | 38. |
| 11. | | | 39. |
| 12. | | | 40. |
| 13. | | | 41. |
| 14. | | | 42. |
| 15. | | | 43. |
| 16. | | | 44. |
| 17. | | | 45. |
| 18. | | | 46. |
| 19. | | | 47. |
| 20. | | | 48. |
| 21. | | | 49. |
| 22. | | | 50. |
| 23. | | | 51. |

MORTON 15 - HS 50

Minooka Flight 7 Invitational
Women's Team Results

TEAM	FLT #7	FLT #6	FLT #5	FLT #4	FLT #3	FLT #2	FLT #1	TOTAL	PLACE
Acc	6	7	3	6	2	3	3	30	3
Bishop Mac	15	16	17	18	20	15	17	118	18
Bradley	13	11	5	1	3	4	1	38	6
Chicago Christ	17	18	18	16	19	22	18	128	19
East Aurora	17	18	20	19	DQ	17	12	-	-
Hillcrest	9	10	11	12	15	21	16	94	13
Herscher	4	4	6	4	6	6	6	36	5
Hinsdale S.	2	2	1	2	1	2	7	17	2
IVC	8	5	9	7	10	12	14	65	9
Lisle	17	18	20	19	17	16	-	-	-
Manteno	10	8	7	8	8	7	5	53	7
Marengo	12	15	12	10	13	14	11	87	11
Minooka	16	17	16	11	7	11	13	91	12
Ottawa	17	18	DQ	DQ	12	13	15	-	-
Princeton	14	13	14	17	18	19	9	104	15
Providence	5	9	10	13	11	10	21	79	10
Rosary	7	6	8	9	9	8	8	55	8
Sandeich	1	1	2	3	5	1	4	17	1
Tinley Park	11	12	13	14	16	20	20	96	14
Wheaton St. Fr	3	3	4	5	4	5	10	34	4
Walther Luth	17	18	20	19	22	9	2	107	16
Yorkville	17	14	15	15	14	18	19	112	17

		SCORES		
1.	Sandwich High School	1	9. Hillcrest High School	9
2.	Hinsdale South High School	2	10. Manteno High School	10
3.	Wheaton St. Francis	3	11. Tinley Park High School	11
4.	Herscher High School	4	12. Marengo High School	12
5.	Providence High School	5	13. Bradley	13
6.	Aurora Central Catholic	6	14. Princeton High School	14
7.	Rosary High School	7	15. Bishop Macnamra High School	15
8.	Illinois Valley Central	8	16. Minooka Community High School India	16

WOMEN'S FLIGHT 7 RACE

RECORDS

MISSING DESC

L. FLORES / ELGIN

11:30.0

INDIVIDUAL RESULTS

FIN	NAME	TEAM	NUM	RESULTS	PTS
1.	VICKY KLINGER	Sandwich High School	213	13:31.0	1
2.	CARLI SPANIK	Hinsdale South High School	204	13:45.0	2
3.	EMILY HINDS	Wheaton St. Francis	215	14:13.0	3
4.	JESSIE LOWE	Herscher High School	203	14:15.0	4
5.	MAUREEN GOMBAS	Providence High School	211	14:19.0	5
6.	ALEX CONTRERAS	Aurora Central Catholic	000	14:19.0	6
7.	AMBER GUVISKES	Rosary High School	212	14:42.0	7
8.	BETH ORDAZ	Illinois Valley Central	000	15:39.0	8
9.	DEIDRA HILLMAN	Hillcrest High School	202	15:58.0	9
10.	CRISTI PIEPENBRINK	Manteno High School	207	16:08.0	10
11.	KELLY KUIKEA	Tinley Park High School	214	17:09.0	11
12.	BRYNN ANTHONY	Marengo High School	208	17:24.0	12
13.	DANIELLE TINGLEY	Bradley	201	17:35.0	13
14.	MEGAN BOWMAN	Princeton High School	210	20:24.0	14
15.	JESSICA OLOFFSON	Bishop Macnamra High School	200	20:37.0	15
16.	MEGAN BALTZ	Minooka Community High School Indians	209	20:54.0	16
17.	JILLIAN JABLONSKI	Lisle High School	206	NF	-
18.	ERIN BARRINGER	Yorkville High School	216	NF	-

MINOOKA 7 FLIGHT INVITE

AT CHANNAHON PARK

09/19/98

		SCORES	
1	Hinsdale South High School	10	Providence High School
2	Sandwich High School	11	Hillcrest High School
3	Aurora Central Catholic	12	Marengo High School
4	Wheaton St. Francis	13	Linley Park High School
5	Bradley	14	Princeton High School
6	Herschler High School	15	Yorkville High School
7	Manteno High School	16	Minooka Community High School India
8	Rosary High School	17	Bishop Macnamra High School
9	Illinois Valley Central	18	Chicago Christian

WOMEN'S FLIGHT 5 RACE

RECORDS

INDIVIDUAL RESULTS

FIN	NAME	TEAM	NUM	RESULTS	PTS
1	ANJALI ZYENGAR	Hinsdale South High School	241	13:42.0	2
2	ADRIAN RICCI	Sandwich High School	000	13:48.0	2
3	MELISSA JUNEAU	Aurora Central Catholic	000	14:01.0	2
4	ASHLEY LAJANDE	Wheaton St. Francis	233	14:02.0	2
5	CATHY WANK	Bradley	240	14:14.0	2
6	JENNIFER DAMPTZ	Herschler High School	244	14:50.0	2
7	KATIE GORMAN	Manteno High School	250	15:13.0	2
8	ALEX CORMEROS	Rosary High School	242	15:23.0	2
9	BRANDI BRACHT	Illinois Valley Central	249	15:41.0	10
10	MICHELLE BARR	Providence High School	249	15:41.0	10
11	ANITA REED	Hillcrest High School	249	15:41.0	10
12	MISSY CARLSON	Marengo High School	249	15:41.0	10
13	CARRIE CASPER	Linley Park High School	249	15:41.0	10
14	NICOLE ELLIOTT	Princeton High School	249	15:41.0	10
15	CHRIS SCHWITZ	Yorkville High School	249	15:41.0	10
16	LEAH GEISS	Minooka Community High School Indians	246	17:24.0	17
17	ANGELA FRYE	Bishop Macnamra High School	238	19:26.0	17
18	LISA BRULEY	Chicago Christian	238	22:53.0	18

		SCORES	
1	Sandwich High School	10	Hillcrest High School
2	Hinsdale South High School	11	Bradley
3	Wheaton St. Francis	12	Linley Park High School
4	Herschler High School	13	Princeton High School
5	Illinois Valley Central	14	Aurora Central Catholic
6	Rosary High School	15	Marengo High School
7	Aurora Central Catholic	16	Bishop Macnamra High School
8	Manteno High School	17	Minooka Community High School India
9	Providence High School	18	

WOMEN'S FLIGHT 6 RACE

RECORDS

INDIVIDUAL RESULTS

FIN	NAME	TEAM	NUM	RESULTS	PTS
1	KIM KARNOSCAK	Sandwich High School	232	13:31.0	2
2	DYLANA LEUNG	Hinsdale South High School	222	13:41.0	2
3	LARA BAROWSKI	Wheaton St. Francis	234	14:50.0	2
4	KATIE COTTER	Herschler High School	223	14:56.0	2
5	STACE BRENESTALL	Illinois Valley Central	223	14:56.0	2
6	ANDRIANA GARNIA	Rosary High School	000	14:56.0	2
7	FOURTNEY BOSSERT	Aurora Central Catholic	000	14:56.0	2
8	KATIE NUBER	Manteno High School	225	15:18.0	2
9	LATRINA PHILLIPS	Providence High School	220	15:59.0	10
10	NATALIE BULLOCK	Hillcrest High School	220	15:59.0	10
11	BECKY RIESTER	Bradley	219	16:27.0	10
12	NICOLE ELLIOTT	Linley Park High School	233	16:56.0	12
13	MARCI SCHWARTZ	Princeton High School	229	18:25.0	13
14	ANNA ZABELKA	Yorkville High School	235	18:46.0	13
15	BROOK BEADPRE	Marengo High School	226	18:46.0	13
16	Tina Krettmeyer	Bishop Macnamra High School	218	19:05.0	17
17		Minooka Community High School Indians	227	19:44.0	17

		SCORES	
1.	Bradley	2	10. Marengo High School
2.	Hinsdale South High School	2	11. Minooka Community High School India
3.	Sandwich High School	4	12. Hillcrest High School
4.	Herschler High School	4	13. Providence High School
5.	Wheaton St. Francis	5	14. Tinley Park High School
6.	Aurora Central Catholic	6	15. Yorkville High School
7.	Illinois Valley Central	7	16. Chicago Christian
8.	Manteno High School	8	17. Princeton High School
9.	Rosary High School	9	18. Bishop Macnamra High School

WOMEN'S FLIGHT 4 RACE

RECORDS

INDIVIDUAL RESULTS

FIN	NAME	TEAM	NUM	RESULTS	PTS
1.	SARA BATKIEWICZ	Bradley	257	12:49.0	1
2.	BECKA DUVAL	Hinsdale South High School	252	12:51.0	2
3.	STEPH SEIDELMAN	Sandwich High School	271	13:22.0	3
4.	MELINDA LOWE	Herschler High School	261	13:26.0	4
5.	SHANNON CULLERTON	Wheaton St. Francis	274	13:26.0	5
6.	STEPHANIE THIELK	Aurora Central Catholic	300	13:45.0	6
7.	TORI NEEDLES	Illinois Valley Central	223	14:00.0	7
8.	CASEY NUGENT	Manteno High School	271	14:24.0	8
9.	HELEN KIM	Rosary High School	256	14:54.0	9
10.	HELEN KRISTENSEN	Marengo High School	266	15:24.0	10
11.	LINDA OVERBECK	Minooka Community High School Indians	267	15:39.0	11
12.	CRYSTAL GUN	Hillcrest High School	260	15:51.0	12
13.	KRISTY DEVINE	Providence High School	270	15:54.0	13
14.	ALISA CATON	Tinley Park High School	243	16:07.0	14
15.	JESSICA OHL	Yorkville High School	275	16:20.0	15
16.	AMANDA MUSSE	Chicago Christian	258	16:33.0	16
17.	KATIE FREIBURG	Princeton High School	256	16:52.0	17
18.	LIZ MEIER	Bishop Macnamra High School	256	18:52.0	18

		SCORES	
1.	Aurora Central Catholic	2	11. Ottawa High School
2.	Bradley	2	12. Marengo High School
3.	Wheaton St. Francis	2	13. Yorkville High School
4.	Sandwich High School	4	14. Hillcrest High School
5.	Herschler High School	4	15. Tinley Park High School
6.	Minooka Community High School India	6	16. Hinsdale South High School
7.	Manteno High School	7	17. Princeton High School
8.	Rosary High School	8	18. Chicago Christian
9.	Illinois Valley Central	8	19. Bishop Macnamra High School
10.	Providence High School	10	

WOMEN'S FLIGHT 3 RACE

RECORDS

INDIVIDUAL RESULTS

FIN	NAME	TEAM	NUM	RESULTS	PTS
1.	SONIA CINTRON	Aurora Central Catholic	040	12:55.0	1
2.	AMANDA DRIBE	Bradley	277	12:58.0	2
3.	KATIE RUTKOWSKI	Wheaton St. Francis	294	13:12.0	3
4.	DOLOM FREDRICH	Sandwich High School	292	13:42.0	4
5.	HOLLY DENAULT	Herschler High School	281	13:44.0	5
6.	KAMI HOIT	Minooka Community High School Indians	287	13:44.0	6
7.	AMANDA KROLL	Manteno High School	285	13:47.0	7
8.	GOLLEEN KANE	Rosary High School	283	14:26.0	8
9.	MAJORIE HORTON	Illinois Valley Central	280	14:26.0	9
10.	AMY BECKER	Providence High School	288	14:48.0	10
11.	JEN WALKER	Ottawa High School	288	15:02.0	11
12.	SARAH WARDZALA	Marengo High School	296	15:32.0	12
13.	REGALINE NEVILLS	Yorkville High School	280	16:19.0	13
14.	AMANDA CLARK	Hillcrest High School	280	16:38.0	14
15.	KATE KAMINSKI	Tinley Park High School	283	17:00.0	15
16.	LAUREN BOLLMAN	Hinsdale South High School	282	17:20.0	16
17.	JULIE LOEROP	Princeton High School	289	17:22.0	17
18.	ALLISON ALBRIGHT	Chicago Christian	278	17:24.0	18
19.		Bishop Macnamra High School	276	18:02.0	19

1. Bradley Lutheran High School
 2. Walther Central Catholic
 3. Aurora Central Catholic
 4. Sandwich High School
 5. Manteno High School
 6. Herscher High School
 7. Hinsdale South High School
 8. Rosary High School
 9. Princeton High School
 10. Wheaton St. Francis
 11. Marengo High School

12. East Aurora High School
 13. Minooka Community High School
 14. Illinois Valley Central
 15. Ottawa High School
 16. Hillcrest High School
 17. Bishop Macnamra High School
 18. Chicago Christian
 19. Yorkville High School
 20. Tinley Park High School
 21. Providence High School

13
14
15
16
17
18
19
20
21

WOMEN'S FLIGHT 1 RACE
 RECORDS

INDIVIDUAL RESULTS

FIN	NAME	TEAM	SCORES	NUM	RESULTS	PTS
1.	ANCA BATKIEWICZ	Bradley Lutheran High School	1	338	15	28
2.	JOY BRAUN	Walther Central Catholic	2	336	22	30
3.	JEAN RAY	Aurora Central Catholic	3	300	22	30
4.	LEANNA WILLIAMS	Sandwich High School	4	326	22	30
5.	ALICE WIEBONG	Manteno High School	5	323	22	30
6.	STEPHANIE KONG	Herscher High School	6	325	22	30
7.	NATALIE LEWIS	Hinsdale South High School	7	320	22	30
8.	BRISHA LANGFELDER	Rosary High School	8	330	22	30
9.	TRISHY GADZINSKI	Princeton High School	9	339	22	30
10.	JENNIFER DIAZ	Wheaton St. Francis	10	327	22	30
11.	JACQUELINE FRAUOLD	Marengo High School	11	320	22	30
12.	AMBER MAUKINS	East Aurora High School	12	327	22	30
13.	TOMMYE DUGGAN	Minooka Community High School	13	328	22	30
14.	MELBA DUGGAN	Illinois Valley Central	14	324	22	30
15.	TABOR DUGGAN	Ottawa High School	15	329	22	30
16.	PEGGY BALDWIN	Bishop Macnamra High School	16	321	22	30
17.	PEGGY BALDWIN	Chicago Christian	17	317	22	30
18.	JESSIE KADEN	Yorkville High School	18	319	22	30
19.	HILLYNE CRUZ	Tinley Park High School	19	337	22	30
20.	KELLY DEVINE	Providence High School	20	334	22	30
21.			21	331	22	30

1. Sandwich High School
 2. Hinsdale South High School
 3. Aurora Central Catholic
 4. Bradley St. Francis
 5. Wheaton High School
 6. Herscher High School
 7. Manteno High School
 8. Rosary Lutheran High School
 9. Walther High School
 10. Providence High School
 11. Minooka Community High School

12. Illinois Valley Central
 13. Ottawa High School
 14. Marengo High School
 15. Bishop Macnamra High School
 16. Lisle High School
 17. East Aurora High School
 18. Yorkville High School
 19. Princeton High School
 20. Tinley Park High School
 21. Hillcrest High School
 22. Chicago Christian

13
14
15
16
17
18
19
20
21
22

WOMEN'S FLIGHT 2 RACE
 RECORDS

INDIVIDUAL RESULTS

FIN	NAME	TEAM	SCORES	NUM	RESULTS	PTS
1.	KRISTEN CURTIN	Sandwich High School	1	302	12	50
2.	COLLEEN AMISH	Hinsdale South High School	2	297	13	50
3.	ANILISA MERCADO	Aurora Central Catholic	3	294	13	50
4.	SARAH BENSON	Bradley St. Francis	4	301	17	48
5.	LINDSAY DETHERLING	Herscher High School	5	305	24	50
6.	STEPHANIE BELL	Manteno High School	6	315	28	50
7.	STORI HATHBELL	Rosary High School	7	307	29	50
8.	ELIZABETH STEPANEK	Walther Lutheran High School	8	303	30	50
9.	FRANNA SHUCK	Providence High School	9	308	30	50
10.	STERRA SHUCK	Illinois Valley Central	10	296	30	50
11.	KRISTEN DUGGAN	Ottawa High School	11	299	30	50
12.	ERIN GAKHARAN	Marengo High School	12	296	30	50
13.	SARAH BREEN	Bishop Macnamra High School	13	297	30	50
14.	COLLEEN BRIDGUEZ	Lisle High School	14	296	30	50
15.	COLLEEN BRIDGUEZ	East Aurora High School	15	299	30	50
16.	ANSHLY ECHLUND	Yorkville High School	16	296	30	50
17.	ANSHLY ECHLUND	Princeton High School	17	293	30	50
18.	TRACY WELLS	Tinley Park High School	18	303	30	50
19.	JAMIE HAMILTON	Hillcrest High School	19	308	30	50
20.	JAMIE SCHULTHEISS	Chicago Christian	20	308	30	50
21.			21	308	30	50
22.			22	308	30	50

Mustang Invite Open

Name of Runner	Team	Time	Name of Runner	Team	Time
1. Schild	NN	15:33	51. Sullivan	MS	1807
2. Clarke	H	1550	52. Tunney	MS	1809
3. Veronica	HS	1552	53. Miady	HC	1810
4. Kozoman	NN	1558	54. Liu	HC	1816
5. Wenkus	H	1559	54. Cailham	DG	1819
6. D'Agostino	HS	1600	55. Marsick	HC	1825
7. Marivocich	NN	1601	56. Mehendra	HC	1826
8. Flanders	H	1602	57. Huang	NN	1827
9. McAndrews	H	1604	58. White	DG	1829
10. Reid	NN	1606	59. McCarthy	DG	1829
11. Jugrez	NN	1607	60. Drafts	H	1832
12. Koller	MS	1615	61. Kalsis	HC	1835
13. Maas	H	1617	62. Basathia	HS	1835
14. Hulffish	NN	1624	63. Trinko	HS	1838
15. Weeks	HS	1627	64. Kautz	NN	1839
16. Augustino	NN	1630	65. Sasveld	NN	1849
17. Karatki	NN	1633	66. Pahlke	MS	1851
18. Akin	H	1635	67. Christopher	MS	1901
19. Schmalie	HS	1640	68. Brower	H	1901
20. Ranchoero	HS	1641	69. Smith	DG	1904
21. Hines	NN	1642	70. Borgeson	NN	1904
22. Matteucci	MS	1642	71. Kassir	HS	1906
23. Fuller	NN	1643	72. Hull		1912
24. Yang	NN	1651	73. Vargig	NN	1919
25. Krumlauf	DG	1653	74. LaBedz	HR	1920
26. Furuya	NN	1654	75. Fulton	HR	1921
27. Shah	DG	1655	76. Roman	MS	1930
28. Christoff	H	1656	77. Thos	MS	1931
29. Joseph	MS	1657	78. Lucas	MS	1932
30. Segat	NN	1659	79. Kamin	MS	1932
31. Hurfman	NN	1702	80. Purgatorio	DG	1934
32. Quoss	DG	1705	81. Patterson	DG	1936
33. Ruta	NN	1706	82. Libby	HS	1941
34. Weng	NN	1709	83. Rummyon	DG	1942
35. Veth	NN	1710	84. Jackson	DG	1944
36. Huve	MS	1711	85. Clarke	MS	1947.
37. Payne	NN	1711	86. Hill	HS	1951
38. Tiberi	HC	1713	87. Lombard	NN	2007
39. Bers	MS	1715	88. Long	NN	2010
40. Liv	HS	1721	89. Wane	H	2017
41. Taylor	NN	1729	90. Richards	NN	2022
42. Vargas	HC	1732	91. Flemming	MNN	2023
43. Stewart	HC	1739	92. Pappalardo	NN	2026
44. Apanavicius	DG	1739	93. Duff	NN	2027
45. Gill	HC	1740	94. Alien	NN	2028
46. Liu	NN	1741	95. Dallason	MS	2030
47. Kowitz	NN	1751	96. Delk	MS	2034
48. Zimmerman	DG	1753	97. Morgan	NN	2040
49. Macknicka	NN	1758	98. Baig	HC	2042
50. Long	DG	1754	99. Herman	MS	2049
			100. Shuikas	MA	2055
			101. Lara	BB	2103
			102. Lang	NN	2106
			103. Fox	MS	2113
			104. Wolfee	HC	2116
			105. Linn	HC	2240
			106. Beng	MA	2242
			107. Masjjer	NN	2346
			108. Maigan	NN	2515
			109. Bilica	BB	2640
			110. Kaminski	MS	
			111. Reid	BB	2719
			112. Heenan	MA	

Mustang Invite Varsity

Name of Runner	Team	Time
1 Spalding	H	13:49
2 Silder	NN	1353
3 Lally	NN	1359
4 Thomas	NN	1359
5 LaFave	NN	1407
6 Melnik	NN	1412
7 Veth	NN	1432
8 Nuzbach	DG	1442
9 Fay	NN	1447
10 McEnemey	H	1449
11 Ford	H	1504
12 Cesaro	OF	1505
13 Cook	H	1506
14 Cordoro	MS	1514
15 Mulligan	DG	1519
16 Frey	H	1521
17 Yang	H	1528
18 Collins	MS	1532
19 Bush	H	1537
20 Auriene	DG	1546
21 Penn	MS	1546
22 Jones	DG	1548
23 Kremer	MS	1550
24 King	DG	1600
25 Sharkey	MS	1604
26 Kuhlman	DG	1608
27 Kurtz	MS	1614
28 Johnson	HC	1621
29 Masen	MS	1630
30 Finnegan	MA	1638
31 Gunther	OF	1640
32 Sanicki	MA	1650
33 Stone	HC	1659
34 Welvage	OF	1704
35 Hopkinson	HC	1705
36 Hawkins	BB	1705
37 Wilkinson	OF	1709
38 Passero	HC	1712
39 Swade	DG	1723
40 Brown	OF	1725
41 Sarther	HC	1738
42 Freitag	MA	1741
43 Kruszewski	MA	1756
44 Greaney	BB	1800
45 Aguilar	BB	1807
46 Shankus	BB	1810
47 Randolph	BB	1839
48 Reckwerdt	MA	1854
49 Ramaniak	OF	1910
50 Guzman	BB	1924
51 Steimer	BB	1924
52 Snider	OF	1944

Team Scores	
Naperville North	20
Hersey	51
DGS	89
Maine South	101
Oak Forest	157
Hinsdale Cental	185
Bolingbrook	218

Mustang Invite F/S

Name of Runner	Team	Time
1 Higgins	NN	15:07
2 Hoopes	NN	1525
3 Temple	H	1531
4 Witton	NN	1532
5 Dovale	NN	1535
6 Gracee	H	1541
7 Bohem	H	1553
8 Carr	HS	1602
9 Rygy	NN	1612
10 Berry	NN	1612
11 Gehm	H	1617
12 Albas	NN	1621
13 Hresja	DG	1625
14 Kaminski	MS	1650
15 Gurke	MS	1651
16 Hugh	H	1659
17 Boudas	MS	1700
18 Louis	H	1706
19 Marous	MS	1708
20 Kloess	MS	1714
21 Anderson	DG	1715
22 Rank	DG	1721
23 Walker	DG	1721
24 Johnston	HC	1728
25 Sneddian	MA	1734
26 Sorenson	MS	1738
27 Lenkowski	DG	1738
28 King		1741
29 Milnamaw	MS	1742
30 Nogle	OF	1804
31 Kendzierski	DG	1805
32 Bilek	OF	1813
33 Shu	HC	1815
34 Hogenson	HS	1804
35 mazda	HS	1910
36 McNichols	HC	1821
37 Feinstien	HC	1833
38 Mocco	OF	1948
39 Wazio	MA	2002
40 Farro	MA	2031
41 Lrasky	HS	2056
42 Byerley	MA	2345
43 Murphy	MA	2425
44 Devin	OF	2928
45 Sullivan	OF	3029

WEST SUBURBAN CONFERENCE CROSS COUNTRY MEET RESULTS

Teams: PROUSSO EAST, LEYDEN VS
HENS DALE SOUTH at KATHERINE LELLE PARK
Division: VARSITY GIRLS HENS DALE
Date: 9/21/98
Course Length and Record: 2.5 MILES

Weather Conditions:

ORDER OF FINISH

	Name	School	Time
1.	KATE KAMINSKI	HS	16:12
2.	KONG	HS	16:40
3.	AMISH	HS	16:47
4.	DUVALL, B	HS	16:53
5.	IYENGAR	HS	17:04
5.	SPANIK	HS	17:15
7.	VERONICA	HS	17:22
3.	LEUNG	HS	17:30
2.	MCGINNIS	L	17:34
1.	DUVALL, L	HS	17:36
1.	TICHY	L	18:36
	HOLLAND	L	18:37
	SPEECHLEY	L	18:38
	HOTMEIER	L	20:00
	POWELL	P	20:11
1.	FERNANDEZ	L	20:19
1.	WILLIS	P	20:23

EAMS	HS vs L	HS vs PE	L vs PE	
1	1 8	1 -	1 -	→
2	2 9	2 -	2	
3	3 -	3 -		
4	4 -	4 -		
5	5 -	5 -		
TEAM SCORE	15 50	15 50	DOUBLE PARTIC	
6	6	6		
7	7	7		

TEAMS	HS vs L	HS vs PE	L vs PE	
1	1 8	1 1	1 6	
2	2 9	2 2	2 7	
3	3 10	3	3	
4	4 11	4	4	
5	5 12	5	5	
TEAM SCORE	15 50	15 50	15 50	
6	6	6		
7	7	7		

WEST SUBURBAN CONFERENCE CROSS COUNTRY MEET RESULTS

Teams: PROUSSO EAST + LEYDEN VS
HENS DALE SOUTH at KATHERINE LELLE PARK,
HENS DALE
Division: J.V. GIRLS
Date: 9/21/98
Course Length and Record: 2.5

Weather Conditions:

ORDER OF FINISH

	Name	School	Time
1.	BAYER, CHRISTINA	HS	17:38
2.	CARR	HS	17:41
3.	WENKUS	HS	17:48
4.	MARACON C	HS	17:56
5.	RANCHERO	HS	18:13
6.	TAYLOR	HS	18:16
7.	AUGUSTINE	HS	18:44
8.	HINES	HS	19:26
9.	KASSIR	HS	19:51
10.	TRINCO	HS	19:58
11.	BASATHIA	HS	22:20
12.	LAZZARA	L	22:38
13.	KEATING	L	25:29
14.			
15.			

WEST SUBURBAN CONFERENCE CROSS COUNTRY MEET RESULTS

Teams: PROVISO EAST, LEYDEN vs
HINSDALE SOUTH at KATHERINE LEGGIE
Division: FR- SO GIRLS PARK, HINSDALE
Date: 9/21/98
Course Length and Record: 2.5

Weather Conditions:

TEAMS	HS vs L	L vs PE	PE vs L
1	1 2	1 2	4 1
2	3	3	6 2
3	4	4	7 3
4	5		5
5	6		8
TEAM SCORE	15 50	DOUBLE FORFEIT	50 15
6	(FORFEIT)		(FORFEIT)
7			

ORDER OF FINISH

Name	School	Time	Name	School	Time
1. KATY HOGANSON	HS	18:54	36.		
2. BALOGH	L	20:56	37.		
3. SALGADO	L	22:11	38.		
4. REGER	L	22:52	39.		
5. WILLIAMS	PE	23:32	40.		
6. GARCIA	L	25:08	41.		
7. MAYNARD	PE	25:40	42.		
8. RIEVES	PE	25:41	43.		
9. JOHNSON	L	25:53	44.		

LEVEL: F/S

CROSS COUNTRY TALLY SHEET

DATE: 9/28/98

HINSDALE SOUTH/WB

NAMES			NAMES			TEAM RESULTS	
School	Time		School	Time		School	Time
Boeman	WB	18:19	40.			School	WB
Galz	WB	18:47	41.			1.	
Dillen	WB	19:14	42.			2.	(15)
Hoganson	HS	19:34	43.			3.	
Keeley	WB	:46	44.			4.	
Hoerdeman	WB	:53	45.			5.	
Power	WB	:59	46.			TOTAL	
Howe, M	WB	20:09	47.			6.	
Deddo	WB	:25	48.			7.	
Urasky	HS	22:56	49.			School	HS
			50.			1.	
			51.			2.	
			52.			3.	
			53.			4.	
			54.			5.	
			55.			TOTAL	

LEVEL: VARSITY

CROSS COUNTRY TALLY SHEET
HINSDALE SOUTH / WB

DATE: 9/28/98

NAMES	School	Time
1. J Goebel	WB	14:57
2. E Camilleri	WB	16:35
3. V Warner	WB	17:34
4. N King	HS	17:41
5. J Brubaker	WB	17:47
6. B King	WB	17:55
7. L Kaminski	HS	18:03
8. T Lydgate	HS	18:03
9. C Amann	HS	17:27
10. J Rixenbowl	WB	18:34
11. M Granath	WB	18:39
12. Sparik	HS	18:42
13. Leung	HS	18:56
14. Duvall	HS	18:05
15. Veronica	HS	18:12
16.		
17.		
18.		
19.		
20.		
21.		
22.		
23.		
24.		
25.		
26.		
27.		
28.		
29.		
30.		
31.		
32.		
33.		
34.		
35.		
36.		
37.		
38.		
39.		

NAMES	School	Time
40.		
41.		
42.		
43.		
44.		
45.		
46.		
47.		

TEAM RESULTS	
School	WB
1.	1
2.	2
3.	3
4.	5
5.	6
TOTAL	(17)
6.	

School	HS
1.	4
2.	7
3.	8
4.	9
5.	12
TOTAL	(40)
6.	

LEVEL: Junior Varsity

CROSS COUNTRY TALLY SHEET
HINSDALE SOUTH

NAMES	School	Time
1. E Jackson	WB	17:31
2. Bayer	HS	18:10
3. Mackeovic	HS	11
4. Carr	HS	1:12
5. L Branker	WB	18:17
6. Duvall	HS	18:27
7. Winkler	HS	29
8. Taylor	WB	36
9. Kral	WB	18:51
10. A Colfer	WB	19:01
11. Augustine	HS	06
12. Heinz	HS	07
13. M Roth	WB	19:13
14. I. Chaudry	WB	16
15. D. Joorfetz	WB	19:24
16. B. Davis	WB	20:01
17. S Staples	WB	20:03
18. May	HS	20:21
19. Kasir	HS	20:44
20. P. Krueger	WB	21:08
21. T. Kessner	WB	21:11
22. C. Howe	WB	21:25
23. K. Enright	WB	21:25
24. Hill	HS	21:25
25. Libby	HS	22:07
26. K. Johnson	WB	
27. A. Stebbins		
28. L. Krantz		

DATE: 9/28/98

TEAM RESULTS	
School	WB
1.	2
2.	3
3.	4
4.	6
5.	7
TOTAL	22
6.	
7.	11
School	

School	HS
1.	1
2.	5
3.	9
4.	10
5.	12
TOTAL	37
6.	
7.	
School	

02.			
03.			
04.			
05.			
06.			
07.			
08.			
09.			
10.			
11.			
12.			
13.			
14.			
15.			
16.			
17.			
18.			
19.			
20.			
21.			
22.			
23.			
24.			
25.			
26.			
27.			
28.			
29.			
30.			
31.			
32.			
33.			
34.			
35.			
36.			
37.			
38.			
39.			

28th Annual Patrick Savage Invitational

October 3, 1998
Girls Varsity (Red)
2.5 miles

RACE RESULTS

Place	Overall Score	School	BIB#	Name	Time
1	1	Lake Zurich	1160	Lisa Martin (So)	0:14:21.1
2	2	Lake Zurich	1171	Tabitha Volling (Jr)	0:15:03.8
3	3	Lake Park	1142	Katie Steffen (Sr)	0:15:11.4
4	4	Chesterton, IN	743	Alexis Virtue (Jr)	0:15:13.5
5	5	Lake Zurich	1164	Margot Otten (Fr)	0:15:25.1
6	6	Chesterton, IN	739	Brandi Silvonek (Sr)	0:15:32.1
7	7	Michigan City, IN	1347	Victoria Bassett (So)	0:15:37.0
8	8	Lake Zurich	1161	Erin Moffett (Jr)	0:15:41.3
9	9	Chesterton, IN	727	Lindsay Hattendorf (Fr)	0:15:41.9
10	10	Lake Park	1126	Christy Ehrhardt (Fr)	0:15:45.9
11	11	Dundee-Crown	1490	Heather Clark (Fr)	0:15:48.7
12	12	Michigan City, IN	1355	Jessica Yagelski (Sr)	0:15:50.3
13	13	Chesterton, IN	738	Maureen Sheahan (Sr)	0:15:51.8
14	14	Fenwick	859	Amy Mikel (Jr)	0:15:55.1
15	15	Lake Zurich	1168	Lindsay Schwarz (So)	0:15:55.9
16	16	Michigan City, IN	1351	Moiria Leahy (Jr)	0:15:56.5
17	17	Evanston	824	Laura Schmid (Jr)	0:15:57.5
18	18	Chesterton, IN	726	Carolyn Chase (Jr)	0:16:01.7
19	19	Elgin	772	Varonique Joy DuBose (So)	0:16:12.6
20	20	Michigan City, IN	1352	Kathryn Leahy (So)	0:16:13.2
21	21	Deerfield	763	Eleanor Nick	0:16:14.0
22	22	Grayslake	971	Jaime Reiland (Jr)	0:16:14.7
23	23	Dundee-Crown	1476	Keelyn Henning (Sr)	0:16:15.8
24	24	Evanston	815	Emma Nesper (Jr)	0:16:16.3
25	25	Chesterton, IN	732	Jenise Norgaard (Jr)	0:16:25.4
26	26	Lake Park	1131	Bridget Healy (So)	0:16:26.4
27	27	Highland Park	993	Emily Levitan (Sr)	0:16:28.7
28	28	Dundee-Crown	1485	Claire Morgan (So)	0:16:29.9
29	29	Lake Zurich	1148	Alison Augustine (Sr)	0:16:32.5
30	30	Fenwick	863	Katie Reynolds (So)	0:16:33.5
31	31	Michigan City, IN	1353	Tamara Pease (Sr)	0:16:35.3
32	32	Hinsdale South	1061	Natalie Kong (Sr)	0:16:37.5
33	33	Fenwick	841	Allison Ember (Fr)	0:16:38.8
34	34	Lake Park	1136	Ebony Oliver (So)	0:16:39.9
35	35	Lake Park	1137	Vicky Parent (So)	0:16:41.0
36	36	John Adams - S. Bend, IN	1107	Annie Shepard (So)	0:16:45.2
37	37	John Adams - S. Bend, IN	1089	Charity Brubaker (Jr)	0:16:45.6
38	38	Glenbrook South	901	Maggie Cybulska (Jr)	0:16:46.6
39	39	Maria	1343	Blanca Munoz	0:16:48.8
40	40	Hinsdale South	1071	Missy Veronica (Sr)	0:16:49.8
41	41	Dundee-Crown	1483	Brynn Yucuis (So)	0:16:51.8
42	42	Elgin	774	Sonia Meda (Jr)	0:16:53.6
43	43	Hinsdale South	1058	Anjali Iyengar (Sr)	0:16:55.8
44	44	Evanston	790	Louisa Bigelow (Fr)	0:16:56.8
45	45	John Adams - S. Bend, IN	1091	Susie Creary (Sr)	0:16:58.0

28th Annual Patrick Savage Invitational

October 3, 1998
Girls Varsity (Red)
2.5 miles

RACE RESULTS (cont.)

Place	Overall Score	School	BIB#	Name	Time
46	46	Lake Zurich	1155	Marlene Key (So)	0:16:58.5
47	47	Hinsdale South	1046	Colleen Amish (Jr)	0:16:58.9
48	48	Highland Park	990	Larah Kent (Fr)	0:16:59.2
49	49	John Adams - S. Bend, IN	1094	Laura Kagarise (So)	0:17:01.0
50	50	Grant	952	Christa Heinz (Sr)	0:17:04.4
51	51	Hinsdale South	1062	Dylana Leung (Jr)	0:17:05.6
52	52	John Adams - S. Bend, IN	1096	Abby Koepfle (So)	0:17:09.6
53	53	John Adams - S. Bend, IN	1109	Tammie Smith (Fr)	0:17:11.9
54	54	Leyden	1202	Jenny Hohmeier (Sr)	0:17:13.5
55	55	Morton	1361	Crystal Bova (Jr)	0:17:14.2
56	56	Immaculate Heart of Mary	1083	Lauren Maczak (Jr)	0:17:17.6
57	57	Michigan City, IN	1348	Malina Detrich (Fr)	0:17:20.3
58	58	Evanston	808	Sara Howes (So)	0:17:26.5
59	59	Evanston	803	Emry Grimm (So)	0:17:28.1
60	60	Latin	1192	Jenny Burdick	0:17:29.2
61	61	Leyden	1208	Agnes McGinnis (Sr)	0:17:31.5
62	62	Lake Park	1128	Katie Feld (So)	0:17:32.0
63	63	Dundee-Crown	1482	Marie Juengling (So)	0:17:32.4
64	64	Elgin	769	Guadalupe Flores (Jr)	0:17:33.1
65	65	John Adams - S. Bend, IN	1103	Johanna Phillips (So)	0:17:35.2
66	66	Lake Park	1143	Kendra Trosper (Sr)	0:17:35.7
67	67	Hinsdale South	1052	Liz Duvall (Sr)	0:17:36.1
68	68	Glenbrook North	887	Monika Schneider (So)	0:17:36.6
69	69	Highland Park	980	Emily Bremer (So)	0:17:37.2
70	70	Highland Park	989	Justyna Kalinowski (Jr)	0:17:38.6
71	71	Leyden	1212	Mariann Speechly (So)	0:17:46.7
72	72	Latin	1191	Kara Bachman	0:17:48.7
73	73	Elgin	770	Randi Hodges (So)	0:17:49.0
74	74	Morton	1368	Jacquelin Herrera (Jr)	0:17:50.6
75	75	Grayslake	968	Ellen Marciniak (Sr)	0:17:50.9
76	76	Hinsdale South	1049	Christina Bayer (Sr)	0:17:55.4
77	77	Grayslake	958	Amanda Axelson (Jr)	0:17:57.2
78	78	Dundee-Crown	1481	Brittany Swanson (So)	0:17:58.4
79	79	Highland Park	991	Christie Kent (Jr)	0:17:59.2
80	80	Elgin	776	Kristin Regul (Jr)	0:18:00.3
81	81	Highland Park	995	Karen Montalbano (Sr)	0:18:09.8
82	82	Elgin	771	Ryan Hodges (So)	0:18:11.7
83	83	Fenwick	856	Maggie McKinley (So)	0:18:12.7
84	84	Morton	1395	Chelsea Sullivan (Sr)	0:18:16.5
85	85	Leyden	1213	Sara Tichy (So)	0:18:23.4
86	86	Fenwick	850	Rachel Koranda (Jr)	0:18:26.3
87	87	Fenwick	832	Ann Belusko (So)	0:18:31.1
88	88	Grayslake	959	Kaitlin Bartik (So)	0:18:33.0
89	89	Glenbrook North	876	Katie Hochschild (So)	0:18:34.3
90	90	Good Counsel	944	Elialvita Marrero (Jr)	0:18:37.1

28th Annual Patrick Savage Invitational

October 3, 1998
Girls Varsity (Red)
2.5 miles

RACE RESULTS (cont.)

Place	Overall Score	School	BIB#	Name	Time
91	91	Grayslake	961	Kristen Demeyer (Sr)	0:18:37.7
92	92	Maria	1338	Marisa Cabada	0:18:38.4
93	93	Good Counsel	942	Jessica Fouche (So)	0:18:38.8
94	94	Glenbrook South	889	Rebecca Apple (Jr)	0:18:39.1
95	95	Good Counsel	947	Evelyn Shober (Sr)	0:18:40.2
96	96	Leyden	1203	Melissa Holland (So)	0:18:42.5
97	97	Evanston	813	Margaret Merrill (So)	0:18:44.2
98	98	Fenwick	866	Erin Sweeney (Jr)	0:18:44.9
99	99	Latin	1197	Carlin Thomas	0:18:45.4
100	100	Maine West	1306	Jenny Blonn (Jr)	0:18:45.7
101	101	Argo	706	Mercedes Parra (Jr)	0:18:47.4
102	102	Glenbrook South	929	Katherine Roe (Sr)	0:18:48.5
103	103	Latin	1195	Eleanor Horwich	0:18:51.3
104	104	Deerfield	757	Emily Kaplan	0:18:52.0
105	105	Deerfield	750	Sara Ghannad	0:18:52.4
106	106	Glenbrook South	890	Teryn Bergo (Sr)	0:18:59.7
107	107	Maine West	1336	Sandy Wigginton (Sr)	0:19:00.1
108	108	Glenbrook North	880	Jardelyne McMartin (Sr)	0:19:01.9
109	109	Grant	954	Helen Lilly (Sr)	0:19:05.6
110	110	Immaculate Heart of Mary	1080	Lisa Klasek (So)	0:19:06.4
111	111	Evanston	809	Bridget Igoe (Sr)	0:19:10.1
112	112	Glenbrook North	884	Nancy Phillips (Sr)	0:19:11.8
113	113	Immaculate Heart of Mary	1085	Nadine Pavichevich (Fr)	0:19:12.5
114	114	Morton	1359	Maribel Bartinez (Sr)	0:19:19.2
115	115	Morton	1364	Sandra Fitzsimmons (Sr)	0:19:23.5
116	116	Maine West	1304	Danielle Anderson (Jr)	0:19:28.2
117	117	Maria	1339	Mary Cain	0:19:31.6
118	118	Morton	1356	Osiris Abelares (Jr)	0:19:32.7
119	119	Deerfield	760	Gabrielle Lensch	0:19:34.4
120	120	Grant	956	Tracy Richter (Jr)	0:19:38.1
121	121	Leyden	1199	Jenny Fernandez (Sr)	0:19:40.1
122	122	Maine West	1337	Val Williamson (So)	0:19:41.3
123	123	Glenbrook South	897	Caroline Ceisel (Sr)	0:19:45.7
124	124	Immaculate Heart of Mary	1081	Jenny Kughar (Fr)	0:19:46.0
125	125	Glenbrook South	932	Carrie Seltzer (Jr)	0:19:50.6
126	126	Grayslake	969	Stacey Martin (So)	0:19:52.8
127	127	Maria	1344	Lisa Rivera	0:19:53.6
128	128	Maria	1340	Sarah Kupitanek	0:19:54.4
129	129	Glenbrook North	878	Jessica King (Sr)	0:19:57.0
130	130	Deerfield	766	Anna Sandoval	0:20:00.2
131	131	Immaculate Heart of Mary	1073	Jackie Arends (Fr)	0:20:01.4
132	132	Elgin	775	Kamicka Page (So)	0:20:01.9
133	133	Grayslake	963	Jill Freeman (Jr)	0:20:03.8
134	134	Immaculate Heart of Mary	1082	Alisha Lopatkiewicz (Sr)	0:20:08.4
135	135	Argo	707	Liliana Ponce (Sr)	0:20:11.0

28th Annual Patrick Savage Invitational

October 3, 1998
 Girls Varsity (Red)
 2.5 miles

RACE RESULTS (cont.)

Place	Overall Score	School	BIB#	Name	Time
136	136	Good Counsel	946	Diana No (Jr)	0:20:14.3
137	137	Grant	951	Karrie Hagi (Jr)	0:20:19.5
138	138	Leyden	1206	Sandra Lazara (Sr)	0:20:21.1
139	139	Glenbrook South	906	Jacqueline Fouts (Sr)	0:20:27.5
140	140	Morton	1376	Marines Martinez (Sr)	0:20:30.4
141		Glenbrook South	895	Megan Carroll (Sr)	0:20:31.1
142	141	Deerfield	752	Jessica Hermann	0:20:36.5
143	142	Argo	710	Monica Schueler (Sr)	0:20:40.0
144	143	Maria	1341	Glenda Lane	0:20:43.4
145	144	Good Counsel	943	Tegan Kaczmarek (Fr)	0:20:45.6
146	145	Maine West	1332	Anna Szabo (So)	0:20:50.7
147	146	Good Counsel	945	Siana McDermott (Fr)	0:20:58.0
148	147	Maine West	1324	Laura Minerva (So)	0:21:05.7
149		Morton	1381	Olgaudia Navarro (Sr)	0:21:21.2
150		Morton	1377	Emma Melero (Sr)	0:21:21.6
151	148	Argo	709	Jackie Ruiz (Sr)	0:21:23.8
152	149	Latin	1193	Erica Esser	0:21:25.7
153	150	Maine West	1320	Linzy Kurien (Jr)	0:21:30.8
154	151	Maria	1346	Carolyn Smith	0:21:32.5
155	152	Good Counsel	941	Cristine English (Sr)	0:21:52.0
156	153	Argo	713	Brenda Vargas (Jr)	0:22:03.9

Program (C) 1985-1998 Fred Kreppert, Yorkville, IL (630) 553-7245 fred@kompusport.com
 Results by Kreppert Kompusport Software, Yorkville, IL <http://www.kompusport.com>

28th Annual Patrick Savage Invitational

October 3, 1998
 Girls Varsity (Red)
 2.5 miles

FINAL TEAM STANDINGS:

Place	School	Score	Scoring Places																	
1	Lake Zurich	31	1,	2,	5,	8,	15,	29,	46											
2	Chesterton, IN	50	4,	6,	9,	13,	18,	25												
3	Michigan City, IN	86	7,	12,	16,	20,	31,	57												
4	Lake Park	108	3,	10,	26,	34,	35,	62,	66											
5	Dundee-Crown	166	11,	23,	28,	41,	63,	78												
6	Evanston	202	17,	24,	44,	58,	59,	97,	111											
7	Hinsdale South	213	32,	40,	43,	47,	51,	67,	76											
8	John Adams - S. Bend, IN	219	36,	37,	45,	49,	52,	53,	65											
9	Fenwick	246	14,	30,	33,	83,	86,	87,	98											
10	Elgin	278	19,	42,	64,	73,	80,	82,	132											
11	Highland Park	293	27,	48,	69,	70,	79,	81												
12	Grayslake	353	22,	75,	77,	88,	91,	126,	133											
13	Leyden	367	54,	61,	71,	85,	96,	121,	138											
14	Morton	442	55,	74,	84,	114,	115,	118,	140											
15	Glenbrook South	463	38,	94,	102,	106,	123,	125,	139											
16	Deerfield	479	21,	104,	105,	119,	130,	141												
17	Latin	483	60,	72,	99,	103,	149													
18	Maria	503	39,	92,	117,	127,	128,	143,	151											
19	Glenbrook North	506	68,	89,	108,	112,	129													
20	Immaculate Heart of Mary	534	56,	110,	113,	124,	131,	134												
21	Good Counsel	558	90,	93,	95,	136,	144,	146,	152											
22	Grant	570	50,	109,	120,	137,	154													
23	Maine West	590	100,	107,	116,	122,	145,	147,	150											
24	Argo	679	101,	135,	142,	148,	153													
25	Bremen	No Score	-	Had only 0 finishers																
26	Cary Grove	No Score	-	Had only 0 finishers																
27	Elk Grove	No Score	-	Had only 0 finishers																
28	Fenton	No Score	-	Had only 0 finishers																
29	Foreman	No Score	-	Had only 0 finishers																
30	Hinsdale Central	No Score	-	Had only 0 finishers																
31	Kennedy	No Score	-	Had only 0 finishers																
32	Kenwood	No Score	-	Had only 0 finishers																
33	Lane Tech	No Score	-	Had only 0 finishers																
34	Loyola	No Score	-	Had only 0 finishers																

Program (C) 1985-1998 Fred Kreppert, Yorkville, IL (630) 553-7245 fred@kompusport.com
 Results by Kreppert Kompusport Software, Yorkville, IL <http://www.kompusport.com>

28th Annual Patrick Savage Invitational

October 3, 1998
Girls Fr/So (Red)
-2 miles

RACE RESULTS

Place	Overall Score	School	BIB#	Name	Time
1	1	Chesterton, IN	741	Courtney Starin (So)	0:12:45.1
2	2	Hinsdale South	1059	Kate Kaminski (Fr)	0:12:48.7
3	3	Maine West	1323	Megan Markanic (Fr)	0:13:03.7
4	4	Morton	1371	Karli Jakubowski (So)	0:13:12.2
5	5	Lake Zurich	1150	Julie Dickens (Fr)	0:13:16.0
6	6	Chesterton, IN	725	Kelly Allison (Fr)	0:13:19.6
7	7	Hinsdale Central	1021	Kathy Laux (So)	0:13:20.5
8	8	Hinsdale Central	1011	Katherine Gehlmann (So)	0:13:22.0
9	9	Deerfield	758	Kathleen Kramer	0:13:22.7
10	10	Chesterton, IN	730	Colleen McGinty (Fr)	0:13:23.2
11	11	Lake Zurich	1175	Kay Yien (Fr)	0:13:24.0
12	12	Hinsdale South	1050	Colleen Carr (So)	0:13:25.4
13	13	Hinsdale South	1051	Becka Duvall (So)	0:13:31.2
14	14	Chesterton, IN	731	Katie Nadratowski (Fr)	0:13:37.5
15	15	Chesterton, IN	740	Betsy Smith (So)	0:13:39.0
16	16	Argo	708	Ellie Ruiz (So)	0:13:41.9
17	17	Loyola	1267	Claire McCaffrey (Fr)	0:13:46.6
18	18	Grant	950	Jayne Haeslow (So)	0:13:49.5
19	19	John Adams - S. Bend, IN	1110	Erin Tschida (Fr)	0:13:56.7
20	20	Lake Zurich	1157	Shauna Kitchen (Fr)	0:13:58.6
21	21	Lake Zurich	1170	Rachael Vollbrecht (So)	0:14:00.5
22	22	John Adams - S. Bend, IN	1106	Imelda Robles (Fr)	0:14:02.2
23	23	Maine West	1310	Sheila Conneely (Fr)	0:14:03.1
24	24	Hinsdale Central	1015	Marisa Hickey (Jr)	0:14:03.9
25	25	Maine West	1307	Shannon Brondsema (Fr)	0:14:05.2
26	26	Maine West	1322	Megan Manna (Fr)	0:14:07.1
27	27	Glenbrook South	918	Heather McCabe (Fr)	0:14:09.5
28	28	Hinsdale Central	1029	Megan Martino (So)	0:14:10.1
29	29	Maine West	1312	Nicki DeLafeld (So)	0:14:10.5
30	30	Maine West	1329	Colleen Schaefer (Fr)	0:14:11.0
31	31	Lake Zurich	1151	Pepsi Healy (Fr)	0:14:12.0
32	32	Dundee-Crown	1486	Emily Hatcher (So)	0:14:14.1
33	33	Lake Zurich	1153	Theresa Kasper (Fr)	0:14:16.0
34	34	Evanston	814	Kudzai Mutasa (Fr)	0:14:16.8
35	35	Hinsdale Central	1008	Anna Carey (So)	0:14:17.3
36	36	Glenbrook South	930	Katie Rushkewicz (Fr)	0:14:19.1
37	37	Hinsdale Central	1025	Jacquelyn Mahendra (Jr)	0:14:22.1
38	38	Kenwood	1608	Courtney Brown (Fr)	0:14:24.8
39	39	Lake Zurich	1174	Suzie Wisz (Fr)	0:14:29.9
40	40	Evanston	793	Claire Bush (Fr)	0:14:30.2
41	41	Hinsdale South	1055	Katie Hoganson (So)	0:14:32.4
42	42	Highland Park	982	Jocelyn Carranza (Fr)	0:14:33.1
43	43	Loyola	1265	Samantha Lofgren (So)	0:14:35.6
44	44	Maine West	1308	Katie Byrne (So)	0:14:37.2
45	45	Evanston	804	Alexis Halligan (Fr)	0:14:40.2

28th Annual Patrick Savage Invitational

October 3, 1998
Girls Fr/So (Red)
2 miles

RACE RESULTS (cont.)

Place	Ovral Score	School	BIB#	Name	Time
46	46	Hinsdale Central	1007	Paige Callahan (Fr)	0:14:41.0
47	47	Fenwick	847	Felicia Hodges (Fr)	0:14:44.3
48	48	Chesterton, IN	742	Sara Taylor (Fr)	0:14:44.6
49	49	Glenbrook South	902	Lauren Dempsey (Fr)	0:14:46.8
50	50	Glenbrook South	934	Kendra Smith (So)	0:14:49.9
51		Lake Zurich	1169	Kellen Simon (So)	0:14:53.2
52		Lake Zurich	1163	Mary Nutter (So)	0:14:53.5
53	51	Loyola	1285	Virginia O'Donnell (So)	0:14:56.0
54	52	Deerfield	749	Leda Ghannad	0:14:58.6
55	53	Loyola	1290	Kelly Russell (Fr)	0:14:59.5
56	54	Grant	953	Amy Johnson (So)	0:15:00.1
57	55	Loyola	1288	Emily Reardon (Fr)	0:15:01.0
58	56	Loyola	1272	Erin McShea (Fr)	0:15:01.5
59	57	Fenwick	858	Adrienne Mejia (So)	0:15:02.0
60	58	Elk Grove	781	Angie Czechowski (So)	0:15:03.3
61	59	Leyden	1201	Carolyn Hohmeier (Fr)	0:15:04.0
62	60	Argo	705	Laura Mata (Fr)	0:15:07.6
63	61	Grayslake	973	Erin Thorson (So)	0:15:08.5
64	62	Grayslake	965	Katie Hanvey (So)	0:15:10.1
65	63	Deerfield	746	Jenny Eck	0:15:11.2
66	64	Loyola	1300	Katherine Verhey (Fr)	0:15:12.6
67	65	Fenwick	848	Kim Kaniecki (So)	0:15:13.6
68	66	Argo	711	Eliza Sukkenik (Fr)	0:15:15.0
69		Loyola	1234	Kelly Fahrenbach (Fr)	0:15:18.6
70	67	Evanston	800	Caroline Gaynor (Fr)	0:15:18.9
71	68	Evanston	821	Suzanne Pfeil (Fr)	0:15:19.2
72	69	Evanston	829	Erin Winston-Dolan (Fr)	0:15:20.5
73	70	Fenwick	836	Marissa Cwik (So)	0:15:21.1
74	71	Grant	957	Katie Skala (Fr)	0:15:22.8
75		Loyola	1297	Lauren Tamillo (Fr)	0:15:23.6
76	72	Dundee-Crown	1484	Khyle Sutfin (So)	0:15:25.0
77	73	John Adams - S. Bend, IN	1092	Laura Dickerson (So)	0:15:25.5
78	74	Fenwick	839	Megan Doherty (So)	0:15:26.1
79	75	Highland Park	994	Barissa Meckler (So)	0:15:27.5
80	76	Hinsdale South	1056	Ashley Hufstedler (So)	0:15:27.9
81	77	Fenwick	852	Teresa Kulhaner (So)	0:15:28.8
82	78	Fenwick	837	Anne Daly (Fr)	0:15:29.4
83	79	Elk Grove	788	Renee Zabinski (So)	0:15:30.2
84	80	Morton	1387	Nadia Ramirez (So)	0:15:31.0
85	81	Highland Park	981	Melissa Brimm (So)	0:15:34.0
86	82	John Adams - S. Bend, IN	1099	Angie Noble (So)	0:15:38.4
87		Fenwick	853	Rose Lattyak (Fr)	0:15:39.1
88	83	John Adams - S. Bend, IN	1108	Maja Smalagic (Fr)	0:15:40.7
89	84	Deerfield	754	Shelagh Jessop	0:15:41.4
90	85	Glenbrook South	921	Meghan Oppegard (Fr)	0:15:42.8

28th Annual Patrick Savage Invitational

October 3, 1998
Girls Fr/So (Red)
2 miles

RACE RESULTS (cont.)

Place	Overall Score	School	BIB#	Name	Time
91	86	Morton	1373	Vanessa Kriescher (So)	0:15:43.2
92	87	Leyden	1211	Jessica Salgado (Fr)	0:15:43.9
93		Loyola	1283	Mary O'Connor (Fr)	0:15:44.7
94	88	Deerfield	767	Sara Shanley	0:15:46.4
95	89	Grant	955	Jessica McGillivray (So)	0:15:48.3
96		Loyola	1302	Lauren Wolk (So)	0:15:48.7
97	90	Deerfield	748	Jenny Garfield	0:15:49.2
98		Fenwick	846	Erica Halleran (So)	0:15:49.9
99		Loyola	1242	Margaret Graham (So)	0:15:52.4
100	91	Highland Park	996	Jill Pessis (So)	0:15:52.8
101	92	Elk Grove	785	Tracy Rogus (Fr)	0:15:53.2
102		Fenwick	865	Ashley Scheltens (Fr)	0:15:53.9
103	93	Morton	1397	Angelina Villarreal (Fr)	0:15:55.3
104		Loyola	1299	Carmel Tobin (So)	0:15:58.8
105		Loyola	1282	Kelly O'Brien (So)	0:15:59.3
106	94	Hinsdale South	1070	Anne Urasky (So)	0:15:59.9
107	95	Lane Tech	1189	Julia Santander	0:16:02.1
108	96	Highland Park	1001	Marilyn Stein (So)	0:16:03.2
109	97	Elk Grove	783	Jillian Kuhn (Fr)	0:16:03.6
110	98	Argo	704	Evonne Martinez (Fr)	0:16:04.1
111		Loyola	1239	Melinda Flinchum (Fr)	0:16:04.8
112	99	Grant	949	Erin Dorn (Fr)	0:16:05.5
113		Loyola	1276	Tiffany Mohiser (So)	0:16:07.3
114	100	Evanston	801	Samantha Gergans (Fr)	0:16:08.5
115		Loyola	1293	Veronica Sas (So)	0:16:09.0
116		Evanston	796	Terry Crock (Fr)	0:16:09.4
117		Loyola	1230	Katharine Dill (Fr)	0:16:09.8
118		Loyola	1246	Jillian Harvey (Fr)	0:16:11.6
119		Evanston	816	Amy Netzky (Fr)	0:16:12.7
120	101	Morton	1396	Tina Uzzardo (Fr)	0:16:13.3
121		Loyola	1232	Colleen Dugan (So)	0:16:14.5
122		Loyola	1294	Katherine Seeberg (So)	0:16:16.4
123		Evanston	812	Alissa Melczer (Fr)	0:16:17.2
124		Loyola	1258	Justyna Kornacks (Fr)	0:16:18.9
125		Evanston	799	Liz Figel (Fr)	0:16:20.6
126	102	Highland Park	975	Dara Bayliss (So)	0:16:22.9
127		Evanston	798	Cameron Estrich (So)	0:16:23.7
128	103	Glenbrook South	937	Lauren Trapp (Fr)	0:16:25.5
129	104	Morton	1367	Jessica Gonzalez (Fr)	0:16:29.5
130	105	Glenbrook South	905	Sarah Felt (Fr)	0:16:30.1
131		Glenbrook South	891	Amanda Beutelspacher (So)	0:16:31.9
132	106	Morton	1394	Vanessa Soler (So)	0:16:33.6
133	107	Maria	1342	Cynthia Martinez	0:16:35.2
134		Loyola	1287	Kate Pascente (So)	0:16:36.3
135		Evanston	811	Kate Malarkey (Fr)	0:16:37.3

28th Annual Patrick Savage Invitational

October 3, 1998
Girls Fr/So (Red)
2 miles

RACE RESULTS (cont.)

Place	Overall Score	School	BIB#	Name	Time
136	108	Highland Park	999	Deandria Seavers (So)	0:16:37.8
137	109	Elk Grove	786	Leslie Schellenberger(Fr)	0:16:41.3
138	110	Leyden	1198	Mary Balogh (So)	0:16:45.0
139		Loyola	1262	Jennifer Lee (So)	0:16:48.4
140		Loyola	1238	Emily Fitzmaurice (So)	0:16:49.9
141		Morton	1384	Jessica Pedersen (Fr)	0:16:50.8
142	111	Argo	702	Christina Escobedo (Fr)	0:16:55.1
143	112	Cary Grove	724	Taran Slencovich (Fr)	0:16:56.2
144		Glenbrook South	914	Megan Kishkunas (Fr)	0:16:58.0
145		Morton	1389	Rebecca Riha (Fr)	0:16:59.1
146	113	Leyden	1210	Kristin Reger (Fr)	0:16:59.5
147		Evanston	820	Jennifer Nutter (Fr)	0:16:59.8
148		Glenbrook South	913	Katie Jablonski (Fr)	0:17:08.8
149	114	Deerfield	747	Tristan Edick	0:17:09.3
150		Glenbrook South	896	Emily Ceisel (Fr)	0:17:15.7
151		Morton	1379	Judith Montes (Fr)	0:17:19.1
152		Morton	1375	Sheni Maness (Fr)	0:17:41.8
153		Loyola	1264	Dorothy Lipski (Fr)	0:17:42.7
154	115	Kennedy	1122	Ann Wojdyla (So)	0:17:46.5
155	116	Kennedy	1113	Elva Guzman (So)	0:17:54.5
156		Morton	1385	Jennifer Pena (Fr)	0:17:57.2
157	117	Lane Tech	1180	Ekta Modi	0:17:58.8
158		Morton	1370	Jenny Jakubowski (So)	0:18:01.3
159	118	Lane Tech	1183	Michelle San Pedro	0:18:04.0
160		Loyola	1241	Marion Goodworth (So)	0:18:12.4
161		Loyola	1269	Aileen McGuire (So)	0:18:13.0
162	119	Kennedy	1121	Aracelli Sanchez (So)	0:18:13.5
163		Loyola	1250	Kathleen Holman (Fr)	0:18:22.6
164		Loyola	1273	Valerie Miller (So)	0:18:23.7
165		Loyola	1270	Shawn McKenna (So)	0:18:27.2
166		Glenbrook South	916	Lenore Manaugh-Boehm (Fr)	0:18:37.6
167		Morton	1393	Kyla Segreti (Fr)	0:18:41.4
168		Morton	1386	Allison Quail (Fr)	0:18:43.6
169		Morton	1358	Pattaya Arunrung (Fr)	0:18:44.2
170		Highland Park	1000	Jackie Sperling (Fr)	0:18:49.6
171	120	Leyden	1204	Elizabeth Johnson (Fr)	0:19:09.7
172	121	Lane Tech	1178	Melanie Chhun	0:19:13.5
173		Highland Park	985	Morgan Greenspan (Fr)	0:19:21.7
174	122	Argo	712	Anieda Vargas (Fr)	0:19:22.8
175	123	Leyden	1200	Lindalia Garcia (Fr)	0:19:40.8
176	124	Elk Grove	782	Laura Jeansen (So)	0:19:42.3
177	125	Maria	1345	Erica Sears	0:20:14.4

Program (C) 1985-1998 Fred Kreppert, Yorkville, IL (630) 553-7245 fred@kompusport.com
Results by Kreppert Kompusport Software, Yorkville, IL http://www.kompusport.com

28th Annual Patrick Savage Invitational

October 3, 1998
Girls Fr/So (Red)
2 miles

FINAL TEAM STANDINGS: (by total team time)

Place	School	Score	Avg	Diff	Scoring Times															
1	Chesterton, IN	66:43	13:21	0:54	12:45,	13:19,	13:23,	13:37,	13:39,	14:44										
2	Lake Zurich	68:50	13:46	0:56	13:16,	13:24,	13:58,	14:00,	14:12,	14:16										
3	Hinsdale Central	69:12	13:50	0:57	13:20,	13:22,	14:03,	14:10,	14:17,	14:22										
4	Maine West	69:28	13:54	1:07	13:03,	14:03,	14:05,	14:07,	14:10,	14:11										
5	Hinsdale South	69:43	13:57	2:39	12:48,	13:25,	13:31,	14:32,	15:27,	15:59										
6	Loyola	73:17	14:39	1:15	13:46,	14:35,	14:56,	14:59,	15:01,	15:01										
7	Glenbrook South	73:45	14:45	1:33	14:09,	14:19,	14:46,	14:49,	15:42,	16:25										
8	Evanston	74:03	14:49	1:03	14:16,	14:30,	14:40,	15:18,	15:19,	15:20										
9	John Adams - S. Bend, IN	74:41	14:56	1:44	13:56,	14:02,	15:25,	15:38,	15:40											
10	Deerfield	74:58	14:60	2:24	13:22,	14:58,	15:11,	15:41,	15:46,	15:49										
11	Fenwick	75:46	15:09	0:42	14:44,	15:02,	15:13,	15:21,	15:26,	15:28										
12	Grant	76:04	15:13	2:16	13:49,	15:00,	15:22,	15:48,	16:05											
13	Morton	76:34	15:19	3:01	13:12,	15:31,	15:43,	15:55,	16:13,	16:29										
14	Argo	77:02	15:24	3:14	13:41,	15:07,	15:15,	16:04,	16:55,	19:22										
15	Highland Park	77:29	15:30	1:30	14:33,	15:27,	15:34,	15:52,	16:03,	16:22										
16	Elk Grove	79:10	15:50	1:38	15:03,	15:30,	15:53,	16:03,	16:41,	19:42										
17	Leyden	83:40	16:44	4:05	15:04,	15:43,	16:45,	16:59,	19:09,	19:40										
18	Bremen	No Score																		
19	Cary Grove	No Score			16:56															
20	Dundee-Crown	No Score			14:14,	15:25														
21	Elgin	No Score																		
22	Fenton	No Score																		
23	Foreman	No Score																		
24	Glenbrook North	No Score																		
25	Good Counsel	No Score																		
26	Grayslake	No Score			15:08,	15:10														
27	Immaculate Heart of Mary	No Score																		
28	Kennedy	No Score			17:46,	17:54,	18:13													
29	Kenwood	No Score			14:24															
30	Lake Park	No Score																		
31	Lane Tech	No Score			16:02,	17:58,	18:04,	19:13												
32	Latin	No Score																		
33	Maria	No Score			16:35,	20:14														
34	Michigan City, IN	No Score																		

Program (C) 1985-1998 Fred Kreppert, Yorkville, IL (630) 553-7245 fred@kompusport.com
Results by Kreppert Kompusport Software, Yorkville, IL <http://www.kompusport.com>

28th Annual Patrick Savage Invitational

October 3, 1998
Girls Fr/So (Red)
2 miles

FINAL TEAM STANDINGS:

Place	School	Score	Scoring Places							
1	Chesterton, IN	46	1,	6,	10,	14,	15,	48		
2	Lake Zurich	88	5,	11,	20,	21,	31,	33,	39	
3	Hinsdale Central	102	7,	8,	24,	28,	35,	37,	46	
4	Maine West	106	3,	23,	25,	26,	29,	30,	44	
5	Hinsdale South	144	2,	12,	13,	41,	76,	94		
6	Loyola	219	17,	43,	51,	53,	55,	56,	64	
7	Glenbrook South	247	27,	36,	49,	50,	85,	103,	105	
8	Evanston	254	34,	40,	45,	67,	68,	69,	100	
9	John Adams - S. Bend, IN	279	19,	22,	73,	82,	83			
10	Deerfield	296	9,	52,	63,	84,	88,	90,	114	
11	Fenwick	313	47,	57,	65,	70,	74,	77,	78	
12	Grant	331	18,	54,	71,	89,	99			
13	Argo	351	16,	60,	66,	98,	111,	122		
14	Morton	364	4,	80,	86,	93,	101,	104,	106	
15	Highland Park	385	42,	75,	81,	91,	96,	102,	108	
16	Elk Grove	435	58,	79,	92,	97,	109,	124		
17	Dundee-Crown	482	32,	72,	126,	126,	126			
18	Leyden	489	59,	87,	110,	113,	120,	123		
19	Grayslake	501	61,	62,	126,	126,	126			
20	Kenwood	542	38,	126,	126,	126,	126			
21	Lane Tech	577	95,	117,	118,	121,	126			
22	Kennedy	602	115,	116,	119,	126,	126			
23	Maria	610	107,	125,	126,	126,	126			
24	Cary Grove	616	112,	126,	126,	126,	126			
25	Bremen	No Score	- Had only 0 finishers							
26	Elgin	No Score	- Had only 0 finishers							
27	Fenton	No Score	- Had only 0 finishers							
28	Foreman	No Score	- Had only 0 finishers							
29	Glenbrook North	No Score	- Had only 0 finishers							
30	Good Counsel	No Score	- Had only 0 finishers							
31	Immaculate Heart of Mary	No Score	- Had only 0 finishers							
32	Lake Park	No Score	- Had only 0 finishers							
33	Latin	No Score	- Had only 0 finishers							
34	Michigan City, IN	No Score	- Had only 0 finishers							

Program (C) 1985-1998 Fred Kreppert, Yorkville, IL (630) 553-7245 fred@kompusport.com
Results by Kreppert Kompusport Software, Yorkville, IL <http://www.kompusport.com>

Kreppert Kompusport Software

Computerized Sports Timing & Scoring

Home

Up

Search

Contents

Feedback

Girls JV - Red

Boys Fr - White

Boys Fr - Red

Girls Fr/So - White

Girls Fr/So - Red

Boys Varsity - White

Boys Varsity - Red

Girls Varsity - White

Girls Varsity - Red

Boys So - White

Boys So - Red

Girls JV - White

Girls JV - Red

Individual Results

Final Team Standings (by points)

Final Team Standings (by time)

28th Annual Patrick Savage Invitational

October 3, 1998
Girls JV (Red)
2 miles

RACE RESULTS

Place	Overall Score	School	BIB#	Name	Time
1	1	Chesterton, IN	736	Natalie Sandoval (Jr)	0:11:00.0
2	2	Chesterton, IN	733	Anna Packham (Jr)	0:11:00.6
3	3	Lake Park	1124	Michelle Bezdicek (Jr)	0:11:01.0
4	4	Chesterton, IN	734	Cara Radigen (Sr)	0:11:01.5
5	5	Hinsdale South	1064	Lauren Markovic (Jr)	0:11:04.1

6	6	Michigan City, IN	1349	Abby Gardner (Fr)	0:11:09.4
7	7	Chesterton, IN	728	Emily Kearney (So)	0:11:12.2
8	8	Glenbrook South	926	Joanna Racho (Jr)	0:11:14.1
9	9	Chesterton, IN	737	Sarah Shaw (Sr)	0:11:15.7
10	10	Loyola	1245	Jennifer Hann (Jr)	0:11:17.4
11	11	Hinsdale Central	1018	Annie Johnston (Fr)	0:11:20.5
12	12	Loyola	1275	Meghan Moccogni (Jr)	0:11:25.9
13	13	Loyola	1226	Bridget Crowley (Jr)	0:11:27.3
14	14	Hinsdale South	1054	Tracy Hines (Jr)	0:11:27.8
15	15	Loyola	1214	Diane Antonopoulos (Jr)	0:11:29.2
16	16	Glenbrook South	936	Amanda Tarkington (So)	0:11:32.5
17	17	Michigan City, IN	1354	Rosalind Salinas (So)	0:11:36.0
18	18	Loyola	1228	Amanda DeLopez (So)	0:11:38.4
19	19	Lake Park	1132	Amy Kniebel (Fr)	0:11:38.7
20	20	Lake Zurich	1162	Laura Mount (Fr)	0:11:40.6
21	21	Hinsdale South	1047	Sarah Augustine (Sr)	0:11:41.1
22	22	Lake Park	1133	Gina Krajeovic (Jr)	0:11:42.4
23	23	Loyola	1251	Mary Johnson (Jr)	0:11:43.7
24	24	Lake Park	1144	Liz Tumminaro (Fr)	0:11:44.5
25	25	Lake Park	1138	Diana Pickard (Fr)	0:11:45.5
26	26	Lake Park	1146	Ashley Wilgus (Fr)	0:11:47.1
27	27	Lake Zurich	1166	Jillian Rayburn (So)	0:11:49.2
28	28	Glenbrook South	907	Kristina Fugate (Jr)	0:11:53.9
29	29	Lake Park	1135	Liz Maygux (Sr)	0:11:54.8
30	30	Loyola	1233	Nora Dwyer (Jr)	0:11:55.9
31	31	Michigan City, IN	1350	Jenilee Haynes (Fr)	0:11:57.2
32	32	Loyola	1252	Jaclyn Jones (So)	0:11:58.0
33	32	John Adams - S. Bend, IN	1102	Leah Phillips (Jr)	0:12:02.4
34	34	Lake Park	1141	Sara Soden (Jr)	0:12:04.9
35	33	John Adams - S. Bend, IN	1105	Amy Pyle (Jr)	0:12:06.1
36	34	Dundee-Crown	1477	Marianne Ficht (Sr)	0:12:06.8
37	35	Glenbrook South	928	Brianna Rodell (So)	0:12:08.1
38	36	Lake Zurich	1172	Tiffany Volling (Jr)	0:12:09.3
39	37	Hinsdale Central	1039	Tiffany Shu (So)	0:12:09.8
40	38	Glenbrook South	933	Katherine Silverstein (So)	0:12:10.3
41	39	Glenbrook South	939	Courtney Zueck (So)	0:12:11.1
42	42	Loyola	1254	Heather Kopolnek (Jr)	0:12:13.8
43	40	Lake Zurich	1158	Bethany Kosman (Jr)	0:12:15.2
44	41	Lane Tech	1190	Tamara Spenny	0:12:15.6
45	42	Glenbrook North	881	Yurie Park (So)	0:12:16.9
46	43	Glenbrook South	903	Christine Dreihobl (So)	0:12:17.9
47	47	Loyola	1231	Mairghrand Dill (Jr)	0:12:18.4
48	48	Loyola	1216	Grainne Bond (Jr)	0:12:19.4
49	44	Hinsdale South	1065	Colette May (Jr)	0:12:20.9
50	45	Lake Zurich	1165	Sarah Petraglia (Sr)	0:12:21.6
51	46	John Adams - S. Bend, IN	1104	Anusha Pillay (Sr)	0:12:22.8
52	52	Lake Park	1134	Jessica Lynch (Sr)	0:12:23.2
53	47	Fenwick	844	Chris Golden (Jr)	0:12:23.8
54	48	Lake Zurich	1149	Janet Breece (Jr)	0:12:25.2
55	49	Hinsdale South	1060	Liz Kassir (Jr)	0:12:28.1
56	50	Dundee-Crown	1488	Jill Repede (So)	0:12:29.5
57	51	Hinsdale Central	1031	Monica Mazda (So)	0:12:31.3
58	52	Maine West	1321	Dede Lopez (Fr)	0:12:34.4
59	53	Glenbrook North	867	Karine Birazian (Jr)	0:12:35.7
60	54	Chesterton, IN	729	Becky Lawson (Fr)	0:12:37.6
61	55	John Adams - S. Bend, IN	1093	Sally Harless (Jr)	0:12:37.9
62	56	Lake Zurich	1173	Cori Voras (Jr)	0:12:38.3
63	57	Highland Park	998	Jordie Rutkoff (Jr)	0:12:38.9
64	58	Hinsdale Central	1010	Koren Feinstein (So)	0:12:39.3
65	59	Hinsdale South	1069	Kara Trinco (Jr)	0:12:40.9

66		Glenbrook South	935 Amy Sullivan (So)	0:12:41.5
67	60	Fenwick	843 Carolyn Gibbs (Fr)	0:12:42.1
68	61	Evanston	831 Rebekka Youngquest (Sr)	0:12:43.1
69	62	Hinsdale Central	1032 Liz McNichols (So)	0:12:44.3
70		Lake Zurich	1154 Erin Kelly (So)	0:12:45.2
71	63	Evanston	789 Dawn Beckman (Sr)	0:12:46.0
72	64	Hinsdale South	1057 Rekha Iyengar (Jr)	0:12:46.9
73	65	Maine West	1334 Jenna Vistain (Fr)	0:12:47.2
74	66	Glenbrook North	872 Mary Ellen Paprocki (So)	0:12:47.6
75		Hinsdale South	1048 Somi Basathia (Sr)	0:12:48.6
76	67	Dundee-Crown	1478 Jan Kamradt (Sr)	0:12:50.8
77	68	Evanston	817 Doni Newcomb (So)	0:12:52.4
78	69	Maine West	1331 Alex Stopineka (Fr)	0:12:54.2
79		Lake Zurich	1159 Katy Mancini (Jr)	0:12:54.8
80		Lake Park	1145 Megan Wienberg (Jr)	0:12:56.8
81	70	Glenbrook North	874 Jennifer Giurovici (So)	0:12:58.5
82		Lake Park	1130 Michelle Greene (Jr)	0:13:00.8
83	71	Lane Tech	1179 Darlyn Flores	0:13:02.2
84	72	Highland Park	979 Paris Braxton (Sr)	0:13:02.9
85		Loyola	1237 Jaclyn Finnede (Jr)	0:13:03.5
86	73	Dundee-Crown	1479 Kirsten Lindquist (Sr)	0:13:04.5
87		Loyola	1289 Paola Rovelo (Jr)	0:13:05.7
88	74	John Adams - S. Bend, IN	1097 Emily Kropp (Jr)	0:13:06.7
89	75	Hinsdale Central	1004 Nabeela Baig (Fr)	0:13:08.3
90	76	John Adams - S. Bend, IN	1101 Kate Parker (Jr)	0:13:10.5
91	77	Evanston	828 Laura Ward (Sr)	0:13:11.2
92		Glenbrook South	908 Christina Ganim (So)	0:13:11.8
93	78	Highland Park	997 Kristen Ronzani (Jr)	0:13:12.4
94	79	Maine West	1326 Heeral Rawal (Fr)	0:13:15.9
95		Hinsdale South	1053 Meisha Hill (Sr)	0:13:17.5
96	80	Maine West	1333 Katie Tillotson (So)	0:13:19.4
97	81	Fenwick	849 Kellie Konopasek (Fr)	0:13:20.8
98	82	Fenwick	860 Meghan Nafziger (So)	0:13:22.0
99	83	Evanston	794 Lauren Carleton-Smith(Sr)	0:13:22.8
100	84	Evanston	830 Lisa Holmes (So)	0:13:24.1
101	85	Fenwick	833 Kelly Casserly (So)	0:13:26.6
102		Lake Zurich	1156 April Kindier (Sr)	0:13:29.0
103	86	Maine West	1305 Sarah Baker (Fr)	0:13:30.7
104	87	Dundee-Crown	1480 Erin Williams (Jr)	0:13:31.9
105	88	Fenwick	854 Katherine Marsh (Fr)	0:13:32.9
106	89	Maine West	1319 Katie Koeune (Fr)	0:13:34.7
107	90	Morton	1390 Paola Rodriguez (Jr)	0:13:39.4
108		Maine West	1335 Amy Vracar (Fr)	0:13:40.1
109	91	Highland Park	988 Rachel Juris (Jr)	0:13:46.7
110	92	Fenwick	864 Julie Saladino (So)	0:13:48.5
111		Fenwick	857 Molly McSorley (So)	0:13:49.6
112	93	Morton	1392 Gabriela Santos (Jr)	0:13:50.4
113		Maine West	1327 Rose Sanders (Fr)	0:13:51.3
114	94	Hinsdale Central	1045 Paige Wolfe (Fr)	0:13:52.9
115	95	Glenbrook North	886 Brooke Scheyer (Fr)	0:13:54.3
116	96	Deerfield	762 Jenna Leving	0:13:55.7
117		Hinsdale Central	1022 Jessica Linn (Fr)	0:13:57.1
118	97	Immaculate Heart of Mary	1074 Caitlin Cavanaugh (Fr)	0:14:07.0
119	98	Morton	1374 Rachel Larsen (Sr)	0:14:09.3
120		Lake Park	1127 Stephanie Feid (Jr)	0:14:10.7
121	99	Highland Park	974 Bhavini Adhvaryu (Jr)	0:14:11.6
122		Lake Zurich	1147 Rebecca Augustine (Fr)	0:14:12.2
123		Lake Zurich	1167 Lisa Roy (Jr)	0:14:15.2
124	100	Morton	1380 Sandra Montes (Sr)	0:14:22.2
125	101	Deerfield	761 Jessica Lensch	0:14:30.7

126	102	Leyden	1205	Kelly Keating (Sr)	0:14:32.1
127		Glenbrook South	904	D'Anne Duncan (Jr)	0:14:33.8
128	103	John Adams - S. Bend, IN	1098	Liz Kropp (Jr)	0:14:37.3
129		Maine West	1328	Caryn Sbarbaro (Fr)	0:14:37.8
130	104	Evanston	826	Margaret Slaton (So)	0:14:40.9
131		Fenwick	842	Colleen Faltz (So)	0:14:58.3
132	105	Lane Tech	1176	Samera Ali	0:15:00.2
133	106	Immaculate Heart of Mary	1075	Patti Chico (Sr)	0:15:02.3
134		Evanston	827	Cheryl Stemstein (Jr)	0:15:38.9
135		Glenbrook South	919	Amy Meglic (So)	0:15:43.4
136	107	Immaculate Heart of Mary	1086	Kathleen Von Ohlen (Jr)	0:15:52.2
137		Lake Park	1140	Petra Schultze (Sr)	0:15:56.6
138	108	Leyden	1207	Sara Marcell (Jr)	0:16:33.9
139		Evanston	822	Erin Psotka (Jr)	0:16:43.4
140	109	Deerfield	744	Jamie Boruszak	0:17:06.9
141	110	Deerfield	753	Janna Hoffman	0:19:51.7

Program (C) 1985-1998 Fred Kreppert, Yorkville, IL (630) 553-7245 fred@kompusport.c
 Results by Kreppert Kompusport Software, Yorkville, IL http://www.kompusport.com

FINAL TEAM STANDINGS:

Place	School	Score	Scoring Places						
1	Chesterton, IN	23	1,	2,	4,	7,	9,	54	
2	Loyola	68	10,	12,	13,	15,	18,	23, 30	
3	Lake Park	93	3,	19,	22,	24,	25,	26, 29	
4	Glenbrook South	125	8,	16,	28,	35,	38,	39, 43	
5	Hinsdale South	133	5,	14,	21,	44,	49,	59, 64	
6	Lake Zurich	168	20,	27,	36,	40,	45,	48, 56	
7	Hinsdale Central	219	11,	37,	51,	58,	62,	75, 94	
8	John Adams - S. Bend, IN	240	32,	33,	46,	55,	74,	76, 103	
9	Michigan City, IN	276	6,	17,	31,	111,	111		
10	Dundee-Crown	311	34,	50,	67,	73,	87		
11	Glenbrook North	326	42,	53,	66,	70,	95		
12	Maine West	345	52,	65,	69,	79,	80,	86, 89	
13	Evanston	352	61,	63,	68,	77,	83,	84, 104	
14	Fenwick	355	47,	60,	81,	82,	85,	88, 92	
15	Highland Park	397	57,	72,	78,	91,	99		
16	Lane Tech	439	41,	71,	105,	111,	111		
17	Morton	492	90,	93,	98,	100,	111		
18	Deerfield	527	96,	101,	109,	110,	111		
19	Immaculate Heart of Mary	532	97,	106,	107,	111,	111		
20	Leyden	543	102,	108,	111,	111,	111		
21	Argo	No Score	-	Had only 0 finishers					
22	Bremen	No Score	-	Had only 0 finishers					
23	Cary Grove	No Score	-	Had only 0 finishers					
24	Elgin	No Score	-	Had only 0 finishers					
25	Elk Grove	No Score	-	Had only 0 finishers					
26	Fenton	No Score	-	Had only 0 finishers					
27	Foreman	No Score	-	Had only 0 finishers					
28	Good Counsel	No Score	-	Had only 0 finishers					
29	Grant	No Score	-	Had only 0 finishers					
30	Grayslake	No Score	-	Had only 0 finishers					
31	Kennedy	No Score	-	Had only 0 finishers					
32	Kenwood	No Score	-	Had only 0 finishers					


33 Latin No Score - Had only 0 finishers
 34 Maria No Score - Had only 0 finishers

Program (C) 1985-1998 Fred Kreppert, Yorkville, IL (630) 553-7245 fred@kompusport.c
 Results by Kreppert Kompusport Software, Yorkville, IL http://www.kompusport.com

FINAL TEAM STANDINGS: (by total team time)

Place	School	Score	Avg	Diff	Scoring Times			
1	Chesterton, IN	55:28	11:06	0:15	11:00, 11:00, 11:01, 11:12, 1			
2	Loyola	57:16	11:27	0:21	11:17, 11:25, 11:27, 11:29, 1			
3	Lake Park	57:50	11:34	0:44	11:01, 11:38, 11:42, 11:44, 1			
4	Glenbrook South	58:57	11:47	0:56	11:14, 11:32, 11:53, 12:08, 1			
5	Hinsdale South	59:00	11:48	1:24	11:04, 11:27, 11:41, 12:20, 1			
6	Lake Zurich	60:14	12:03	0:41	11:40, 11:49, 12:09, 12:15, 1			
7	Hinsdale Central	61:23	12:17	1:24	11:20, 12:09, 12:31, 12:39, 1			
8	John Adams - S. Bend, IN	62:13	12:27	1:04	12:02, 12:06, 12:22, 12:37, 1			
9	Dundee-Crown	64:00	12:48	1:25	12:06, 12:29, 12:50, 13:04, 1			
10	Glenbrook North	64:30	12:54	1:38	12:16, 12:35, 12:47, 12:58, 1			
11	Maine West	64:49	12:58	0:45	12:34, 12:47, 12:54, 13:15, 1			
12	Evanston	64:54	12:59	0:39	12:43, 12:46, 12:52, 13:11, 1			
13	Fenwick	65:13	13:03	1:03	12:23, 12:42, 13:20, 13:22, 1			
14	Highland Park	66:49	13:22	1:33	12:38, 13:02, 13:12, 13:46, 1			
15	Argo	No Score						
16	Bremen	No Score						
17	Cary Grove	No Score						
18	Deerfield	No Score			13:55, 14:30, 17:06, 19:51			
19	Elgin	No Score						
20	Elk Grove	No Score						
21	Fenton	No Score						
22	Foreman	No Score						
23	Good Counsel	No Score						
24	Grant	No Score						
25	Grayslake	No Score						
26	Immaculate Heart of Mary	No Score			14:07, 15:02, 15:52			
27	Kennedy	No Score						
28	Kenwood	No Score						
29	Lane Tech	No Score			12:15, 13:02, 15:00			
30	Latin	No Score						
31	Leyden	No Score			14:32, 16:33			
32	Maria	No Score						
33	Michigan City, IN	No Score			11:09, 11:36, 11:57			
34	Morton	No Score			13:39, 13:50, 14:09, 14:22			

Program (C) 1985-1998 Fred Kreppert, Yorkville, IL (630) 553-7245 fred@kompusport.c
 Results by Kreppert Kompusport Software, Yorkville, IL http://www.kompusport.com

You are the  visitor to this page since September 24, 1998.

WEST SUBURBAN CONFERENCE
CROSS COUNTRY MEET RESULTSTeams: HINSDALE SOUTH
D.G.S. at A.T.Division: ~~FR~~ GIRLS

Date: 10/5/98

Course Length and Record: 2.2

Weather Conditions: WET, COOL

TEAMS	A	T	H	S	A	T	D	G	S	H	S	D	G	S
1	8	1	7	1	1	2								
2	9	2	8	2	3	8								
3	10	3	10	3	4	9								
4	11	4	11	4	5	11								
5	12	5	12	5	6	12								
TEAM SCORE	50	15	48	15	19	42								
6	6		6		7									
7	7		9		10									

ORDER OF FINISH

	Name	School	Time	Name	School	Time
V 1.	KAMINSKY KATE	H	14:16	36.		
V 2.	NUTTSCH CARLY	DS	14:32	37.		
V 3.	AMISH COLLEEN	H	14:57			
V 4.	VEDONICA MISSI	H	15:01	39.		
V 5.	TYRONGA KA	H	15:03	40.		
V 6.	KUNZ	H	15:04	41.		
V 7.	SPANIK	H	15:05	42.		
V 8.	AURIENE	DS	15:13	43.		
V 9.	MULLIGAN	DS	15:20	44.		
V 10.	KARR COLLEEN	H	15:25	45.		
V 11.	HRETSA CUCINE	DS	15:31	46.		
V 12.	JONES ASHLEY	DS	15:39	47.		
V 13.	KUHLMAN MARY	DS	15:59	48.		
V 14.	DUNNALL	H	16:10	49.		
V 15.	LEUNG	H	16:19	50.		
V 16.	PATEL	AT	16:20	51.		
V 17.	MCGREAL	AT	16:34	52.		
V 18.	KIND ZOE	DS	16:40	53.		
V 19.	KING VANESSA	DS	16:55	54.		
V 20.	MUGAN MEHILDS	AT	17:58	55.		
V 21.	PANTARELL D	AT	18:06	56.		
V 22.	BALLELY MELAN	AT	19:11	57.		
23.				58.		
24.				59.		
25.				60.		
26.				61.		
27.				62.		
28.				63.		
29.				64.		
30.				65.		
31.				66.		
32.				67.		
33.				68.		
34.				69.		
35.				70.		

WEST SUBURBAN CONFERENCE
CROSS COUNTRY MEET RESULTSTeams: HINSDALE SOUTH
DGS at A.T.

Division: JV. G-1223

Date: 10/05/98

Course Length and Record: -

Weather Conditions: WET, COOL.

TEAMS	HS	DGS	AT	DGS	AT	HS
1	1	5				
2	2	9				
3	3	10				
4	4	11				
5	6	12				
TEAM SCORE	16	47	50	15	50	15
6	7					
7	8					

ORDER OF FINISH

	Name	School	Time	Name	School	Time
1.	WENCUS	H	16:04	36.	RODRIGUEZ	AT 22:57
2.	DUVALL	H	16:06	37.	KAMAL	AT 23:02
3.	MARKOVIC	H	16:17	38.		
4.	BAYER	H	16:34	39.		
5.	ANDERSEN	DS	16:43	40.		
6.	HINES	H	16:47	41.		
7.	AUGUSTINE	H	16:53	42.		
8.	TAYLOR	H	16:56	43.		
9.	SWADE	DS	16:58	44.		
10.	HOGANSON	H	17:07	45.		
11.	CHRISTOFF	DS	17:13	46.		
12.	APANAVICIUS	DS	17:15	47.		
13.	RUTA	DS	17:22	48.		
14.	LENKOWSKI	DS	17:30	49.		
15.	WALKER WALKER	DS	17:34	50.		
16.	LONG	DS	17:35	51.		
17.	RANK	DS	17:40	52.		
18.	ZIMMERMAN	DS	17:49	53.		
19.	KASSIR	H	18:01	54.		
20.	KENDZIERSKI	DS	18:09	55.		
21.	TRINCO	H	18:16	56.		
22.	HUFSTEDLER	H	18:22	57.		
23.	CALLHAM	DS	18:25	58.		
24.	MCCARTHY	DS	18:31	59.		
25.	WHITE	DS	18:32	60.		
26.	RUNYON	DS	18:33	61.		
27.	PATTERSEN	DS	18:36	62.		
28.	PURGATORIO	DS	18:44	63.		
29.	JACKSON BASATHIA	H	18:53	64.		
30.	JACKSON	DS	19:43	65.		
31.	SMITH	DS	19:56	66.		
32.	HILL	H	20:31	67.		
33.	LIBBY	H	21:36	68.		
34.	KIM	AT	22:17	69.		
35.	URASKY	H	22:26	70.		

VARSITY GIRLS - 2.5 MILES

RUNNER	PLACE	SCHOOL	TIME
Jenni Goebel	1	Willowbrook	14.48
Carly Nuzbach	2	Downers South	16.08
Betsy King	3	Willowbrook	16.13
Vicky Warner	4	Willowbrook	16.26
Erica Camiliere	5	Willowbrook	16.28
Liana Bracker	6	Willowbrook	16.31
Katie Kaminski	7	Hinsdale South	16.39
Natalie Kong	8	Hinsdale South	16.41
Melissa Auriewe	9	Downers South	16.53
Colleen Amish	10	Hinsdale South	17.03
Bethany McGibbon	11	Downers South	17.04
Jenny Mohmeir	12	Leyden	17.05
Anjali Tyengar	13	Hinsdale South	17.09
Carli Spanik	14	Hinsdale South	17.09
Courtney Hresja	15	Downers South	17.17
Missy Veronica	16	Hinsdale South	17.18
Katie Mulligan	17	Downers South	17.22
Mary McGreal	18	Addison Trail	17.24
Becka Duvall	19	Hinsdale South	17.32
Ashley Jones	20	Downers South	17.44
Agnes McGinnis	21	Leyden	17.48
Maggie Granrath	22	Willowbrook	17.52
Marlawn Speechly	23	Leyden	17.53
Jessica Rodenbstel	24	Willowbrook	17.54
Monali Patel	25	Addison Trail	18.00
Crystal Bova	26	Morton	18.02
Missy Holland	27	Leyden	18.04
Mary Kuhlawn	28	Downers South	18.09
Sara Tichy	29	Leyden	18.16
Jackie Herrera	30	Morton	18.19
Chelsea Sullivan	31	Morton	19.26
Debbie Panzech	32	Addison Trail	19.35
Megan Bailey	33	Addison Trail	19.43
Jenny Fernandez	34	Leyden	20.18
Osiris Abelares	35	Morton	20.29
Maribel Martinez	36	Morton	20.31
Sandra Lazarra	37	Leyden	20.35
Marines Martinez	38	Morton	21.33
Saffa Fitzsimmons	39	Morton	22.01
Keya Willis		Proviso East	22.02
Julia Kim	40	Addison Trail	23.02

1	Willowbrook	19 points
2	Hinsdale South	52 points
3	Downers South	54 points
4	Leyden	112 points
5	Addison Trail	148 points
6	Morton	158 points

JV GIRLS - 2.5 MILES

RUNNER	PLACE	SCHOOL	TIME
Lisa Bracker	1	Willowbrook	17.34
Dylana Leung	2	Hinsdale South	17.52
Liz Duval	3	Hinsdale South	18.04
Colleen Carr	4	Hinsdale South	18.09
Christina Bayer	5	Hinsdale South	18.15
Tricia Wenckus	6	Hinsdale South	18.19
Elaine Jackson	7	Willowbrook	18.25
Meghan Roth	8	Willowbrook	18.32
Kim Kral	9	Willowbrook	18.34
Tracy Hines	10	Hinsdale South	18.46
Abbie Colfer	11	Willowbrook	18.56
Sarah Augustine	12	Hinsdale South	19.00
Alison Swade	13	Downers South	19.05
Dena Christoff	14	Downers South	19.08
Lauren Kersey	15	Downers South	19.11
Allison Ruta	16	Downers South	19.20
Jonie Ranchemo	17	Hinsdale South	19.24
Carolyn Apanaucius	18	Downers South	19.27
Iram Chaudhry	19	Willowbrook	19.36
Liz Kassir	20	Hinsdale South	20.03
Debbie Jodrfetz	21	Willowbrook	20.05
Rehka Iyengar	22	Hinsdale South	20.23
Kim Long	23	Downers South	20.29
Stephanie Staples	24	Willowbrook	20.32
Katie Pederson	25	Willowbrook	20.36
Eli White	26	Downers South	20.38
Kara Trinco	27	Hinsdale South	20.41
Sara McCarthy	28	Downers South	20.42
Lauren Markovic	29	Hinsdale South	21.34
Bashita	30	Hinsdale South	21.34
Tracy Kessler	31	Willowbrook	21.35
Jenny Beeman	32	Willowbrook	21.39
Rachel Larsen	33	Morton	21.48
Gabiela Santos	34	Morton	21.50
Sarah Libby	35	Hinsdale South	22.03
Emma Melerio	36	Morton	22.05
Olga Navarro	37	Morton	22.26
Paola Rodriguez	38	Morton	22.27
Katie Enright	39	Morton	22.47
Cynthia Molina	40	Morton	22.50
Meisha Hill	41	Hinsdale South	23.08
Kelly Keating	42	Leyden	23.25
Lindsey Kaatz	43	Willowbrook	23.38
Guadalupe Andrew	44	Morton	24.19
Sandra Montes	45	Morton	24.25
Shirin Kamal	46	Addison Trail	24.38
Yoland Rodriguez	47	Addison Trail	24.39
Sara Marcen	48	Leyden	26.04
Katie Colfer	49	Willowbrook	28.39

1	Hinsdale South	20 points
2	Willowbrook	36 points
3	Downers South	75 points
4	Morton	120 points

FRESH.-SOPH. GIRLS - 2.5 MILES

RUNNER	PLACE	SCHOOL	TIME
Kasey Golz	1	Willowbrook	17.56
Kari Beeman	2	Willowbrook	18.10
Vanessa King	3	Downers South	18.18
Jill Cullen	4	Willowbrook	18.25
Brittany Hoerdeman	5	Willowbrook	18.27
Lauren Anderson	6	Downers South	18.39
Kerri Power	7	Willowbrook	18.49
Dana Rank	8	Downers South	18.56
Katie Hoganson	9	Hinsdale South	19.00
Caroline Hohmeier	10	Leyden	19.04
Zie Kind	11	Downers South	19.24
Lauren Lonkowski	12	Downers South	19.29
Sara Deddo	13	Willowbrook	19.32
Jessica Salgado	14	Leyden	19.36
Jessica Walker	15	Downers South	19.51
Marie Howe	16	Willowbrook	19.59
Liz Callham	17	Downers South	20.04
Karen Kendzierski	18	Downers South	20.08
Joanna Schiller	19	Downers South	20.12
Brianne Davis	20	Willowbrook	20.16
Vaessa Soler	21	Morton	20.20
Nadia Ramirez	22	Morton	20.30
Mary Balousch	23	Leyden	20.33
Julie Patterson	24	Downers South	20.36
Ashley Hufstedler	25	Hinsdale South	20.42
Anne Urasky	26	Hinsdale South	20.46
Rebecca Keeley	27	Willowbrook	20.53
Pamela Krueger	28	Willowbrook	21.05
Karen Smith	29	Downers South	21.07
Tamilla Jackson	30	Downers South	21.10
Vanessa Kriescher	31	Morton	21.14
Jessica Gonzalez	32	Morton	21.22
Michelle Pugatorio	33	Downers South	21.26
Stacy Rinyon	34	Downers South	21.27
Jessica Pederson	35	Morton	21.56
Angolee Williams		Proviso East	22.01
Erin Steben	36	Willowbrook	22.03
Kirsten Johnson	37	Willowbrook	22.21
Liz Johnson	38	Leyden	22.30
Halima Maynard		Proviso East	22.35
Kristen Reger	39	Leyden	22.47
Rebecca Riha	40	Morton	23.17
Kyla Segreti	41	Morton	23.20
Yvonne Garcia	42	Morton	23.41
Judith Montes	43	Morton	24.01
Allison Quail	44	Morton	24.05
Dalia Garcia	45	Leyden	27.15
Conicka Kinard		Proviso East	28.33

1	Willowbrook	19 points
2	Downers South	38 points
3	Leyden	88 points
4	Morton	98 points

1998 REGIONAL MEET

AT DELLWOOD PARK, LOCKPORT

10/24/98

SCORES

1. Lockport	24	6. Morris	170
2. Hinsdale South	47	7. Minooka	213
3. Joliet Township	94	8. Mount Assissi	244
4. Plainfield	96	9. Bolingbrook	256
5. Lemont	119	10. Romeoville	284

WOMEN'S 2.5 MILE VARSITY CC

RECORDS

COURSE RECORD

KARA LAHEY

15:08.0

INDIVIDUAL RESULTS

FIN	NAME	TEAM	NUM	RESULTS	PTS
1.	Kara Lahey (11)	Lockport	101	15:06.0	1
			** COURSE RECORD! **		
2.	Lana Ciaccio (11)	Lockport	102	15:51.0	2
3.	Candice Harvey (10)	Lockport	103	16:03.0	3
4.	Michelle Rhoden (10)	Joliet Township	123	16:13.0	4
5.	Colleen Amish (11)	Hinsdale South	116	16:23.0	5
6.	Natalie Kong (12)	Hinsdale South	115	16:27.0	6
7.	Amy Larson (12)	Lockport	105	16:30.0	7
8.	Kate Kaminski (09)	Hinsdale South	117	16:37.0	8
9.	Bonnie Miller (10)	Plainfield	158	16:39.0	9
10.	Jessica Streit (12)	Lemont	130	16:41.0	10
11.	Katie Koning (11)	Lockport	107	16:55.0	11
12.	Rachel Tezak (09)	Plainfield	160	16:56.0	12
13.	Missy Veronica (12)	Hinsdale South	120	16:57.0	13
14.	Amanda Mauritz (10)	Lockport	106	16:57.4	P
15.	Anjali Iyengar (12)	Hinsdale South	119	16:57.9	15
16.	Carli Spanik (12)	Hinsdale South	121	17:01.0	P
17.	Tarah Sobodas (10)	Joliet Township	124	17:02.0	17
18.	Ashley Knudson (09)	Joliet Township	125	17:07.0	18
19.	Rachel Wanderer (09)	Lemont	133	17:11.0	19
20.	Becka Duvall (10)	Hinsdale South	118	17:12.0	P
21.	Vicki Kost (11)	Lockport	104	17:13.0	P
22.	Christine Petrouits (09)	Plainfield	163	17:14.0	22
23.	Brittany Miculka (09)	Plainfield	164	17:17.0	23
*24.	Andrea Keech (12)	Morris	144	17:20.0	24
*25.	Erin Shearin (11)	Morris	145	17:21.0	25
26.	Laura Bozue (09)	Lemont	131	17:22.0	26
27.	Leslie Goolsby (11)	Joliet Township	126	17:23.0	27
28.	Meg Bauer (10)	Joliet Township	127	17:26.0	28
29.	Amy Pelz (12)	Lemont	132	17:29.0	29
30.	Melissa Schack (10)	Plainfield	161	17:33.0	30
31.	Maria Romero (09)	Plainfield	162	17:46.0	P
*32.	Amber Mauk (12)	Minooka	137	17:50.0	32
33.	Miranda Bauer (10)	Joliet Township	128	17:53.0	P
*34.	Stephanie Hausken (12)	Morris	146	17:53.9	34
35.	Melissa Wojcik (10)	Lemont	135	17:55.0	35
*36.	Shannon Jercha (12)	Minooka	138	17:58.0	36
37.	Kathy Wait (10)	Joliet Township	129	18:05.0	P

* Sectional Individual Qualifier

Sam Tavelle
11011
Kara Lahey
28636

1998 REGIONAL MEET

AT DELLWOOD PARK, LOCKPORT

10/24/98

INDIVIDUAL RESULTS

FIN	NAME	TEAM	NUM	RESULTS	PTS
38.	Linda Overbeck (11)	Minooka	140	18:09.0	38
39.	Lindsay McCutcheon (09)	Morris	148	18:29.0	39
40.	Cathy Harper (09)	Romeoville	165	18:34.0	40
41.	Colleen Glaser (12)	Plainfield	159	18:37.0	P
42.	Katie Finnegan (12)	Mount Assissi	152	18:46.0	42
43.	Kami Holt (11)	Minooka	139	19:02.0	43
44.	Amanda Sanicki (10)	Mount Assissi	151	19:08.0	44
45.	Brandi Hawkins (12)	Bolingbrook	108	19:10.0	45
46.	Ashley Sneddon (09)	Mount Assissi	156	19:16.0	46
47.	Virginia Aguilar (11)	Bolingbrook	112	19:23.0	47
48.	Heidi Halterman (10)	Morris	150	19:25.0	48
49.	Jennifer Baker (09)	Morris	149	19:25.8	P
50.	Cyndy Cheval (12)	Lemont	134	19:44.0	P
51.	Dana Popish (12)	Lemont	136	19:44.0	P
52.	Tiffany Hausken (12)	Morris	147	19:46.0	P
53.	Katie Greaney (12)	Bolingbrook	109	19:53.0	53
54.	Stephanie Wazio (09)	Mount Assissi	157	20:03.0	54
55.	Rachel Shimkus (12)	Bolingbrook	110	20:03.8	55
56.	Linda Guzman (10)	Bolingbrook	113	20:27.0	56
57.	Becky Lindstrom (09)	Romeoville	166	20:31.0	57
58.	Kathy Kruszewski (11)	Mount Assissi	154	20:35.0	58
59.	Mariel Alanis (09)	Romeoville	167	20:43.0	59
60.	Veronica Caldern (11)	Bolingbrook	111	20:44.0	P
61.	Anne Shimkus (09)	Romeoville	168	20:48.0	61
62.	Vicki Reckwerdt (12)	Mount Assissi	155	20:52.0	P
63.	Kristi Freitag (11)	Mount Assissi	153	20:52.9	P
64.	Leah Geiss (10)	Minooka	141	21:07.0	64
65.	Cristen Randolph (10)	Bolingbrook	114	21:34.0	P
66.	Tina Kreftmeyer (10)	Minooka	142	23:01.0	P
67.	Serrita Walker (09)	Romeoville	169	24:57.0	67
68.	Bethany Sehstedt (09)	Romeoville	171	25:05.0	P

1998 REGIONAL MEET

AT DELLWOOD PARK, LOCKPORT 10/24/98

TEAM RESULTS

TEAM	NAME	FIN	RESULTS	PTS
1. Lockport	Kara Lahey (11)	1	15:06	1
	Lana Ciaccio (11)	2	15:51	2
	Candice Harvey (10)	3	16:03	3
	Amy Larson (12)	7	16:30	7
	Katie Koning (11)	11	16:55	11
	Amanda Mauritz (10)	14	16:57	
	Vicki Kost (11)	21	17:13	
	** TEAM TOTAL **		1:20:25	24
2. Hinsdale South	Colleen Amish (11)	5	16:23	5
	Natalie Kong (12)	6	16:27	6
	Kate Kaminski (09)	8	16:37	8
	Missy Veronica (12)	13	16:57	13
	Anjali Iyengar (12)	15	16:57	15
	Carli Spanik (12)	16	17:01	
	Becka Duvall (10)	20	17:12	
	** TEAM TOTAL **		1:23:21	47
3. Joliet Township	Michelle Rhoden (10)	4	16:13	4
	Tarah Sobodas (10)	17	17:02	17
	Ashley Knudson (09)	18	17:07	18
	Leslie Goolsby (11)	27	17:23	27
	Meg Bauer (10)	28	17:26	28
	Miranda Bauer (10)	33	17:53	
	Kathy Wait (10)	37	18:05	
	** TEAM TOTAL **		1:25:11	94
4. Plainfield	Bonnie Miller (10)	9	16:39	9
	Rachel Tezak (09)	12	16:56	12
	Christine Petrouits (09)	22	17:14	22
	Brittany Miculka (09)	23	17:17	23
	Melissa Schack (10)	30	17:33	30
	Maria Romero (09)	31	17:46	
	Colleen Glaser (12)	41	18:37	
	** TEAM TOTAL **		1:25:39	96
5. Lemont	Jessica Streit (12)	10	16:41	10
	Rachel Wanderer (09)	19	17:11	19
	Laura Bozue (09)	26	17:22	26
	Amy Pelz (12)	29	17:29	29
	Melissa Wojcik (10)	35	17:55	35
	Cyndy Cheval (12)	50	19:40	
	Dana Popish (12)	51	19:44	
	** TEAM TOTAL **		1:26:38	119

1998 REGIONAL MEET

AT DELLWOOD PARK, LOCKPORT

10/24/98

TEAM RESULTS

TEAM	NAME	FIN	RESULTS	PTS
6. Morris	Andrea Keech (12)	24	17:20	24
	Erin Shearin (11)	25	17:21	25
	Stephanie Hausken (12)	34	17:53	34
	Lindsay McCutcheon (09)	39	18:29	39
	Heidi Halterman (10)	48	19:25	48
	Jennifer Baker (09)	49	19:25	
	Tiffany Hausken (12)	52	19:46	
	** TEAM TOTAL **		1:30:28	170
7. Minocoka	Amber Mauk (12)	32	17:50	32
	Shannon Jercha (12)	36	17:58	36
	Linda Overbeck (11)	38	18:09	38
	Kami Holt (11)	43	19:02	43
	Leah Geiss (10)	64	21:07	64
	Tina Kreftmeyer (10)	66	23:01	
	** TEAM TOTAL **		1:34:06	213
8. Mount Assisi	Katie Finnegan (12)	42	18:46	42
	Amanda Sanicki (10)	44	19:08	44
	Ashley Sneddon (09)	46	19:16	46
	Stephanie Wazio (09)	54	20:03	54
	Kathy Kruszewski (11)	58	20:35	58
	Vicki Reckwerdt (12)	62	20:52	
	Kristi Freitag (11)	63	20:52	
	** TEAM TOTAL **		1:37:48	244
9. Bolingbrook	Brandi Hawkins (12)	45	19:10	45
	Virginia Aguilar (11)	47	19:23	47
	Katie Greaney (12)	53	19:53	53
	Rachel Shimkus (12)	55	20:03	55
	Linda Guzman (10)	56	20:27	56
	Veronica Caldern (11)	60	20:44	
	Cristen Randolph (10)	65	21:34	
	** TEAM TOTAL **		1:38:56	256
10. Romeoville	Cathy Harper (09)	40	18:34	40
	Becky Lindstrom (09)	57	20:31	57
	Marisel Alanis (09)	59	20:43	59
	Anne Shimkus (09)	61	20:48	61
	Serrita Walker (09)	67	24:57	67
	Bethany Sebstedt (09)	68	25:05	
	** TEAM TOTAL **		1:45:33	284

IHSA BREMEN SECTIONAL

AT MIDLOTHIAN MEADOWS

10/31/98

		SCORES		
1. Sandburg	57	11. Queen of Peace		317
2. Lincoln-Way	65	12. Homewood-Flossmoor		360
3. Lockport	87	13. Thornton		372
4. Mother McAuley	123	14. Thornwood		398
5. Andrew	144	15. T. F. South		403
6. Hinsdale South	152	16. Stagg		412
7. Joliet	215	17. Rich South		436
8. Lemont	281	18. Providence		439
9. Marian Catholic	288	19. Reavis		482
10. Plainfield	301	20. Richards		528

WOMEN'S 2.5 MILES

RECORDS

INDIVIDUAL RESULTS

FIN	NAME	TEAM	NUM	RESULTS	PTS
1.	Katie Henning (SR)	Lincoln-Way	226	14:20.0	1
			** MISSING DESC! **		
2.	Kara Lahey (JR)	Lockport	244	14:30.0	2
			** MISSING DESC! **		
3.	Delilah DiCrescenzo (SO)	Queen of Peace	319	14:34.0	3
			** MISSING DESC! **		
4.	Bridgette O'Rourke (SO)	Sandburg	221	14:36.0	4
			** MISSING DESC! **		
5.	Lana Ciaccio (JR)	Lockport	240	14:44.0	5
			** MISSING DESC! **		
6.	Mary Farrell (SR)	Sandburg	219	14:53.0	6
			** MISSING DESC! **		
7.	Lindsay Carpenter (JR)	Andrew	210	14:55.0	7
			** MISSING DESC! **		
8.	Michelle Rhoden (SO)	Joliet	348	14:56.0	8
			** MISSING DESC! **		
9.	Michele Barrowman (SR)	Lincoln-Way	224	14:56.9	9
			** MISSING DESC! **		
10.	Joelle Desco (SR)	Mother McAuley	313	15:08.0	10
			** MISSING DESC! **		
11.	Carrie Byrnes (JR)	Sandburg	218	15:10.0	11
			** MISSING DESC! **		
12.	Katie Springer (SR)	Mother McAuley	316	15:13.0	12
			** MISSING DESC! **		
13.	Candice Harvey (SO)	Lockport	241	15:22.0	13
			** MISSING DESC! **		
14.	Angie Simone (SO)	Stagg	237	15:25.0	14
			** MISSING DESC! **		
15.	Sarah Lowe (SR)	Lincoln-Way	228	15:28.0	15
			** MISSING DESC! **		
16.	Breanna Wabick (JR)	Sandburg	223	15:30.0	16
			** MISSING DESC! **		

IHSA BREMEN SECTIONAL

AT MIDLOTHIAN MEADOWS

10/31/98

INDIVIDUAL RESULTS

FIN	NAME	TEAM	NUM	RESULTS	PTS
17.	Meghan White (SR)	Lincoln-Way	230	15:32.0	17
18.	Jori Jacobiet (SO)	Marian Catholic	** MISSING	DESC! **	18
19.	Kim Brown (JR)	Crete-Monee	201	15:38.0	-
20.	Bonnie Miller (SO)	Plainfield	** MISSING	DESC! **	19
21.	Tara Brennan (FR)	Sandburg	271	15:39.0	20
22.	Ashley Knudson (FR)	Joliet	** MISSING	DESC! **	21
23.	Kate Kaminski (FR)	Hinsdale South	217	15:42.0	22
24.	Katy Jones (SO)	Lincoln-Way	347	15:42.7	22
25.	Kelli Deegan (FR)	Andrew	** MISSING	DESC! **	23
26.	Natalie Kong (SR)	Hinsdale South	227	15:48.0	24
27.	Nicole Wrights (SO)	Thornton	** MISSING	DESC! **	24
28.	Blanca Munoz (FR)	Maria	212	15:54.0	25
29.	Jaime Lange (SR)	Sandburg	266	15:56.0	26
30.	Anjali Iyengar (SR)	Hinsdale South	** MISSING	DESC! **	26
31.	Jaylee Carr (FR)	Andrew	295	15:59.0	-
32.	Laura Bozue (FR)	Lemont	353	16:00.0	P
33.	Amy Larson (SR)	Lockport	220	16:01.0	28
34.	Kim Jirik (SR)	Mother McAuley	264	16:03.0	29
35.	Meaghan Hanifins (SR)	Marian Catholic	211	16:04.0	30
36.	Susan Bansley (JR)	Mother McAuley	204	16:07.0	31
37.	Emily Capron (JR)	Mother McAuley	245	16:07.6	32
38.	Vicki Kost (JR)	Lockport	314	16:08.0	33
39.	Missy Veronica (SR)	Hinsdale South	277	16:08.8	34
40.	Elizabeth Stepanek (SR)	Providence	311	16:09.0	35
41.	Lisa Orshonsky (JR)	Sandburg	312	16:10.0	36
42.	Carli Spanik (SR)	Hinsdale South	243	16:12.0	37
43.	Sarah Grzybek (SR)	Andrew	268	16:13.0	38
44.	Nicole Fritz (SO)	Lincoln-Way	303	16:14.0	P
45.	Tracey Murnane (SR)	Andrew	222	16:15.0	P
46.	Molly Walsh (SR)	Mother McAuley	267	16:16.1	40
47.	Melissa Berchtold (SR)	Rich East	213	16:16.7	41
48.	Marilyn Cesaro (SR)	Oak Forest	225	16:17.0	P
49.	Colleen Amish (JR)	Hinsdale South	214	16:18.0	43
50.	Tarah Sobodas (SO)	Joliet	317	16:19.0	P
51.	Krissy Mahones (JR)	Thornton	231	16:21.0	-
52.	Patty McGrane (SO)	Lincoln-Way	337	16:23.0	-
53.	Rhiannon Pullen (JR)	Reavis	262	16:30.0	P
54.	Katie Savage (SR)	Mother McAuley	349	16:31.0	46
55.	Heather Marcinski (FR)	Homewood-Flossmoor	293	16:32.0	47
56.	Katie Koning (JR)	Lockport	229	16:32.9	P
57.	Karen Kenney (SR)	Richards	328	16:34.0	49
58.	Mary Beth Schmitt (FR)	Stagg	315	16:38.0	P
59.	Jessica Streit (SR)	Lemont	249	16:40.0	51
60.	Mary Claire Hiebert (SO)	Homewood-Flossmoor	242	16:42.0	P
			334	16:44.0	53
			236	16:45.0	54
			207	16:46.0	55
			247	16:48.0	56

IHSA BREMEN SECTIONAL

AT MIDLOTHIAN MEADOWS

10/31/98

INDIVIDUAL RESULTS

FIN	NAME	TEAM	NUM	RESULTS	PTS
61.	Megan Crane (SO)	Queen of Peace	318	16:49.0	57
62.	Rachel Wanderer (FR)	Lemont	208	16:50.0	58
63.	Rachel Tezak (FR)	Plainfield	275	16:51.0	59
64.	Michelle Kajdi (SR)	Thornwood	258	16:52.0	60
65.	Nicki Drobacs (SR)	T. F. South	284	16:53.0	61
66.	Ashley McKeigue (SR)	Rich South	308	16:53.7	62
67.	Anne Anderson (SO)	Lemont	203	16:54.0	63
68.	Andrea Stilwell (FR)	Rich South	309	16:55.0	64
69.	Michelle King (SR)	Oak Lawn	356	16:56.1	-
70.	Vicky Gonzalez (JR)	Queen of Peace	322	16:56.8	65
71.	Meg Bauer (SO)	Joliet	344	16:57.0	66
72.	Melissa Schack (SO)	Plainfield	274	16:58.0	67
73.	Andrea Keech (SR)	Morris	341	16:59.0	-
74.	Jenny Stickanns (SO)	T. F. South	287	17:00.0	68
75.	Elizabeth Munn (SO)	Andrew	215	17:01.0	P
76.	Lori Dicks (JR)	Thornwood	255	17:02.0	70
77.	Amanda Mauritz (SO)	Lockport	246	17:03.0	P
78.	Stephy Meyer (FR)	Homewood-Flossmoor	250	17:03.6	72
79.	Erin Shearin (JR)	Morris	342	17:04.2	-
80.	Brittany Miculka (FR)	Plainfield	270	17:04.5	73
81.	Kathy Wait (SO)	Joliet	350	17:05.0	74
82.	Lisa Wennerberg (SO)	Lemont	209	17:06.0	75
83.	Sarah Drezness (SR)	Marian Catholic	276	17:07.0	76
84.	Leanne Lessards (SO)	Marian Catholic	281	17:07.7	77
85.	Amy Pelz (SR)	Lemont	206	17:08.0	P
86.	Abby Torres (SO)	Andrew	216	17:08.8	P
87.	Trisha Williams (SR)	Crete-Monee	202	17:09.0	-
88.	Simone Dixons (SR)	Thornton	292	17:10.0	80
89.	Davina Biloche (SO)	Eisenhower	357	17:11.0	-
90.	Amy Becker (JR)	Providence	297	17:11.8	81
91.	Ellie Dusts (JR)	T. F. South	285	17:12.0	82
92.	Christine Petrovits (FR)	Plainfield	272	17:13.0	83
93.	Amber Mauk (SR)	Minooka	352	17:14.0	-
94.	Shannon Jercha (SR)	Minooka	351	17:15.0	-
95.	Megan Marzs (SR)	Marian Catholic	282	17:16.0	84
96.	Laura Kennedy (FR)	Rich South	307	17:17.0	85
97.	Miranda Bauer (SO)	Joliet	345	17:18.0	P
98.	Sarah Moore (SO)	Thornwood	259	17:19.4	87
99.	Charis Doriani (SR)	Thornwood	256	17:19.7	88
100.	Maureen Gombas (FR)	Providence	300	17:21.0	89
101.	Maia Roberts (FR)	Homewood-Flossmoor	252	17:21.7	90
102.	Katie Halpin (SR)	Bremen	343	17:22.3	-
103.	Tina Kane	Homewood-Flossmoor	248	17:22.9	91
104.	Melissa Schmidt (SR)	Reavis	329	17:23.0	92
105.	Jeanna Washington (JR)	Thornwood	261	17:26.0	93
106.	Angela Troncozos (SO)	T. F. South	288	17:27.0	94
107.	Laura Wozniak (SR)	Queen of Peace	324	17:29.0	95
108.	Maria Romero (FR)	Plainfield	273	17:30.0	P
109.	Jodie Daley (JR)	Oak Lawn	354	17:31.0	-
110.	Shannon Balanow (SO)	Bloom	254	17:32.0	-
111.	Carly Doyle (SO)	Queen of Peace	320	17:33.0	97
112.	Tabor Edgecombe (SR)	Hillcrest	232	17:34.0	-
113.	Cheryl Luifs (FR)	T. F. South	286	17:37.0	98
114.	Stephanie Hausken (SR)	Morris	340	17:42.0	-
115.	Jackie Peltzer (SR)	Shepard	339	17:43.0	-

IHSA BREMEN SECTIONAL

AT MIDLOTHIAN MEADOWS

10/31/98

INDIVIDUAL RESULTS

FIN	NAME	TEAM	NUM	RESULTS	PTS
116.	Kerry Crowe (SR)	Shepard	338	17:46.0	-
117.	Kristine Cruz (JR)	Tinley Park	358	17:48.0	-
118.	Kate Benders (SR)	T. F. South	283	17:49.0	P
119.	Leslie Goolsby (JR)	Joliet	346	17:53.0	P
120.	Bonnie Lessner (JR)	Plainfield	269	17:54.0	P
121.	NaTasha Smith (SO)	Richards	336	17:56.0	102
122.	Jocelyn Jones (FR)	Marian Catholic	279	17:57.0	P
123.	DeNell Jones (JR)	Thornwood	257	17:58.0	P
124.	Melissa Mugica (SO)	Queen of Peace	323	17:59.0	P
125.	Kristine Young (JR)	Stagg	239	18:00.0	106
126.	Lisa Lavezzis (FR)	Marian Catholic	280	18:01.0	P
127.	Debbie Gornik (SR)	Reavis	326	18:02.0	108
128.	Christien Taitts (FR)	Thornton	294	18:06.0	109
129.	Vicki Davis (JR)	Oak Lawn	355	18:07.0	-
130.	Eva Cownss (JR)	Thornton	291	18:08.0	110
131.	Meghan Ward (FR)	Rich South	310	18:10.0	111
132.	Kelly Devine (JR)	Providence	298	18:12.4	112
133.	Melissa Ray (SR)	Homewood-Flossmoor	251	18:13.6	P
134.	Keri Belgrave (FR)	Rich South	304	18:14.9	114
135.	Jamie Conley (SR)	Reavis	325	18:16.0	115
136.	Kendahl Werkman (JR)	Rich South	305	18:17.0	P
137.	Carolyn Delach (JR)	Stagg	233	18:18.0	117
138.	Jenna Tabor (FR)	Reavis	330	18:22.0	118
139.	Kristy Devine (SO)	Providence	299	18:26.0	119
140.	Diana Brickman (SO)	Richards	332	18:32.0	120
141.	Lydia Wilk (JR)	Stagg	238	18:33.0	121
142.	Jeanine Wuellner (JR)	Homewood-Flossmoor	253	18:35.4	P
143.	Gina Stratton (JR)	Thornwood	260	18:37.0	P
144.	Jackie Duffy (JR)	Richards	333	18:46.0	124
145.	Jodi Luif	T. F. South	289	18:47.0	P
146.	Monica Gabel (JR)	Stagg	235	18:48.5	P
147.	Leigh Haas (FR)	Reavis	327	18:49.4	P
148.	Roxanne Youngs (JR)	Thornton	296	19:16.0	P
149.	Julie King (FR)	Richards	335	19:26.0	129
150.	Shannon Stanley (FR)	Providence	301	19:31.0	P
151.	Katie Nufer (SO)	Providence	302	19:39.0	P
152.	Natalie Young	Richards	366	19:40.0	P
153.	Joanna Wojcik (SO)	Reavis	331	19:56.0	P
154.	Janet Gniadek	Queen of Peace	000	20:12.0	P
155.	Kara Engel (JR)	Rich South	306	20:45.0	P
156.	Cyndy Cheval (SR)	Lemont	205	21:00.0	P

IHSA BREMEN SECTIONAL

AT MIDLOTHIAN MEADOWS

10/31/98

TEAM RESULTS

TEAM	NAME	FIN	RESULTS	PTS
1. Sandburg	Bridgette O'Rourke (SO)	4	14:36	4
	Mary Farrell (SR)	6	14:53	6
	Carrie Byrnes (JR)	11	15:10	11
	Breanna Wabick (JR)	16	15:30	16
	Tara Brennan (FR)	21	15:42	20
	Jaime Lange (SR)	29	16:01	
	Lisa Orshonsky (JR)	41	16:15	
	** TEAM TOTAL **		1:15:51	57
2. Lincoln-Way	Katie Henning (SR)	1	14:20	1
	Michele Barrowman (SR)	9	14:56	9
	Sarah Lowe (SR)	15	15:28	15
	Meghan White (SR)	17	15:32	17
	Katy Jones (SO)	24	15:48	23
	Nicole Fritz (SO)	44	16:17	
	Patty McGrane (SO)	52	16:32	
	** TEAM TOTAL **		1:16:04	65
3. Lockport	Kara Lahey (JR)	2	14:30	2
	Lana Ciaccio (JR)	5	14:44	5
	Candice Harvey (SO)	13	15:22	13
	Amy Larson (SR)	33	16:07	31
	Vicki Kost (JR)	38	16:12	36
	Katie Koning (JR)	56	16:42	
	Amanda Mauritz (SO)	77	17:03	
	** TEAM TOTAL **		1:16:55	87
4. Mother McAuley	Joelle Desco (SR)	10	15:08	10
	Katie Springer (SR)	12	15:13	12
	Kim Jirik (SR)	34	16:08	32
	Susan Bansley (JR)	36	16:09	34
	Emily Capron (JR)	37	16:10	35
	Molly Walsh (SR)	46	16:19	
	Katie Savage (SR)	54	16:38	
	** TEAM TOTAL **		1:18:48	123
5. Andrew	Lindsay Carpenter (JR)	7	14:55	7
	Kelli Deegan (FR)	25	15:54	24
	Jaylee Carr (FR)	31	16:04	29
	Sarah Grzybek (SR)	43	16:16	41
	Tracey Murnane (SR)	45	16:18	43
	Elizabeth Munn (SO)	75	17:01	
	Abby Torres (SO)	86	17:08	
	** TEAM TOTAL **		1:19:27	144
6. Hinsdale South	Kate Kaminski (FR)	23	15:43	22
	Natalie Kong (SR)	26	15:56	25
	Anjali Iyengar (SR)	30	16:03	28
	Missy Veronica (SR)	39	16:13	37
	Carli Spanik (SR)	42	16:16	40
	Colleen Amish (JR)	49	16:30	
	** TEAM TOTAL **		1:20:11	152

IHSA BREMEN SECTIONAL

AT MIDLOTHIAN MEADOWS

10/31/98

TEAM RESULTS

TEAM	NAME	FIN	RESULTS	PTS
7. Joliet	Michelle Rhoden (SO)	8	14:56	8
	Ashley Knudson (FR)	22	15:42	21
	Tarah Sobodas (SO)	50	16:31	46
	Meg Bauer (SO)	71	16:57	66
	Kathy Wait (SO)	81	17:05	74
	Miranda Bauer (SO)	97	17:18	
	Leslie Goolsby (JR)	119	17:53	
	** TEAM TOTAL **		1:21:11	215
8. Lemont	Laura Bozue (FR)	32	16:07	30
	Jessica Streit (SR)	59	16:46	55
	Rachel Wanderer (FR)	62	16:50	58
	Anne Anderson (SO)	67	16:54	63
	Lisa Wennerberg (SO)	82	17:06	75
	Amy Pelz (SR)	85	17:08	
	Cyndy Cheval (SR)	156	21:00	
	** TEAM TOTAL **		1:23:43	281
9. Marian Catholic	Jori Jacobiet (SO)	18	15:33	18
	Meaghan Hanifins (SR)	35	16:08	33
	Sarah Drezness (SR)	83	17:07	76
	Leanne Lessards (SO)	84	17:07	77
	Megan Marzs (SR)	95	17:16	84
	Jocelyn Jones (FR)	122	17:57	
	Lisa Lavezzis (FR)	126	18:01	
	** TEAM TOTAL **		1:23:11	288
10. Plainfield	Bonnie Miller (SO)	20	15:39	19
	Rachel Tezak (FR)	63	16:51	59
	Melissa Schack (SO)	72	16:58	67
	Brittany Miculka (FR)	80	17:04	73
	Christine Petrovits (FR)	92	17:13	83
	Maria Romero (FR)	108	17:30	
	Bonnie Lessner (JR)	120	17:54	
	** TEAM TOTAL **		1:23:45	301
11. Queen of Peace	Delilah DiCrescenzo (SO)	3	14:34	3
	Megan Crane (SO)	61	16:49	57
	Vicky Gonzalez (JR)	70	16:56	65
	Laura Wozniak (SR)	107	17:29	95
	Carly Doyle (SO)	111	17:33	97
	Melissa Mugica (SO)	124	17:59	
	Janet Gniadek	154	20:12	
	** TEAM TOTAL **		1:23:21	317
12. Homewood-Flossmoor	Heather Marcinski (FR)	55	16:40	51
	Mary Claire Hiebert (SO)	60	16:48	56
	Stephy Meyer (FR)	78	17:03	72
	Maia Roberts (FR)	101	17:21	90
	Tina Kane	103	17:22	91
	Melissa Ray (SR)	133	18:13	
	Jeanine Wuellner (JR)	142	18:35	
	** TEAM TOTAL **		1:25:14	360

IHSA BREMEN SECTIONAL

AT MIDLOTHIAN MEADOWS

10/31/98

TEAM RESULTS

TEAM	NAME	FIN	RESULTS	PTS
13. Thornton	Nicole Wrights (SO)	27	15:59	26
	Krissy Mahones (JR)	51	16:32	47
	Simone Dixons (SR)	88	17:10	80
	Christien Taitts (FR)	128	18:06	109
	Eva Cowmas (JR)	130	18:08	110
	Roxanne Youngs (JR)	148	19:16	
	** TEAM TOTAL **		1:25:55	372
	14. Thornwood	Michelle Kajdi (SR)	64	16:52
Lori Dicks (JR)		76	17:02	70
Sarah Moore (SO)		98	17:19	87
Charis Doriani (SR)		99	17:19	88
Jeanna Washington (JR)		105	17:26	93
DeNell Jones (JR)		123	17:58	
Gina Stratton (JR)		143	18:37	
** TEAM TOTAL **		1:25:58	398	
15. T. F. South	Nicki Drobacs (SR)	65	16:53	61
	Jenny Stickanns (SO)	74	17:00	68
	Ellie Dusts (JR)	91	17:12	82
	Angela Troncozos (SO)	106	17:27	94
	Cheryl Luifs (FR)	113	17:37	98
	Kate Benders (SR)	118	17:49	
	Jodi Luif	145	18:47	
	** TEAM TOTAL **		1:26:09	403
16. Stagg	Angie Simone (SO)	14	15:25	14
	Mary Beth Schmitt (FR)	58	16:45	54
	Kristine Young (JR)	125	18:00	106
	Carolyn Delach (JR)	137	18:18	117
	Lydia Wilk (JR)	141	18:33	121
	Monica Gabel (JR)	146	18:48	
** TEAM TOTAL **		1:27:01	412	
17. Rich South	Ashley McKeigue (JR)	66	16:53	62
	Andrea Stilwell (FR)	68	16:55	64
	Laura Kennedy (FR)	96	17:17	85
	Meghan Ward (FR)	131	18:10	111
	Keri Belgrave (FR)	134	18:14	114
	Kendahl Werkman (JR)	136	18:17	
	Kara Engel (JR)	155	20:45	
	** TEAM TOTAL **		1:27:29	436
18. Providence	Elizabeth Stepanek (SR)	40	16:14	38
	Amy Becker (JR)	90	17:11	81
	Maureen Gombas (FR)	100	17:21	89
	Kelly Devine (JR)	132	18:12	112
	Kristy Devine (SO)	139	18:26	119
	Shannon Stanley (FR)	150	19:31	
	Katie Nufer (SO)	151	19:39	
** TEAM TOTAL **		1:27:24	439	

IHSA BREMEN SECTIONAL

AT MIDLOTHIAN MEADOWS

10/31/98

TEAM RESULTS

TEAM	NAME	FIN	RESULTS	PTS	
19. Reavis	Rhiannon Pullen (JR)	53	16:34	49	
	Melissa Schmidt (SR)	104	17:23	92	
	Debbie Gornik (SR)	127	18:02	108	
	Jamie Conley (SR)	135	18:16	115	
	Jenna Tabor (FR)	138	18:22	118	
	Leigh Haas (FR)	147	18:49		
	Joanna Wojcik (SO)	153	19:56		
	** TEAM TOTAL **		1:28:37	482	
	20. Richards	Karen Kenney (SR)	57	16:44	53
		NaTasha Smith (SO)	121	17:56	102
Diana Brickman (SO)		140	18:32	120	
Jackie Duffy (JR)		144	18:46	124	
Julie King (FR)		149	19:26	129	
Natalie Young		152	19:40		
** TEAM TOTAL **			1:31:24	528	
21. Hillcrest	Tabor Edgcombe (SR)	112	17:34		
	** TEAM TOTAL **		17:34		
Oak Forest	Marilyn Cesaro (SR)	48	16:23		
	** TEAM TOTAL **		16:23		
Shepard	Jackie Peltzer (SR)	115	17:43		
	Kerry Crowe (SR)	116	17:46		
	** TEAM TOTAL **		35:29		
Morris	Andrea Keech (SR)	73	16:59		
	Erin Shearin (JR)	79	17:04		
	Stephanie Hausken (SR)	114	17:42		
	** TEAM TOTAL **		51:45		
Bremen	Katie Halpin (SR)	102	17:22		
	** TEAM TOTAL **		17:22		
Crete-Monee	Kim Brown (JR)	19	15:38		
	Trisha Williams (SR)	87	17:09		
	** TEAM TOTAL **		32:47		
Minooka	Amber Mauk (SR)	93	17:14		
	Shannon Jercha (SR)	94	17:15		
	** TEAM TOTAL **		34:29		

IHSA BREMEN SECTIONAL

AT MIDLOTHIAN MEADOWS

10/31/98

TEAM RESULTS

TEAM	NAME	FIN	RESULTS	PTS
Maria	Blanca Munoz (FR)	28	16:00	
	** TEAM TOTAL **		16:00	
Oak Lawn	Michelle King (SR)	69	16:56	
	Jodie Daley (JR)	109	17:31	
	Vicki Davis (JR)	129	18:07	
	** TEAM TOTAL **		52:34	
Eisenhower	Davina Biloche (SO)	89	17:11	
	** TEAM TOTAL **		17:11	
Tinley Park	Kristine Cruz (JR)	117	17:48	
	** TEAM TOTAL **		17:48	
Bloom	Shannon Balanow (SO)	110	17:32	
	** TEAM TOTAL **		17:32	
Rich East	Melissa Berchtold (SR)	47	16:21	
	** TEAM TOTAL **		16:21	



[Home](#) | [Site Index](#) | [About IHSA](#) | [About IHSA.org](#) | [Feedback](#)

Girls Class AA Cross Country Results

1998-99

Team Results

1. St. Charles	5	12	13	20	33	(35)	(72)	=	83
2. Naperville (North)	15	19	24	26	27	(80)	(147)	=	111
3. Lake Zurich	10	14	22	42	77	(78)	(87)	=	165
4. Wheaton (North)	2	38	54	65	70	(73)	(122)	=	229
5. Champaign (Centennial)	15	21	37	59	98	(139)	(162)	=	231
6. Lisle (Benet Academy)	1	44	49	68	74	(82)	(103)	=	236
7. Elmhurst (York)	7	30	40	76	94	(99)	(120)	=	247
8. New Lenox (Lincoln-Way)	6	34	67	75	84	(125)	(148)	=	266
9. Palatine (Premd)	9	28	50	63	116	(131)	(136)	=	266
10. Orland Park (Sandburg)	29	48	52	53	88	(112)	(119)	=	270
11. Wheeling	23	43	57	69	81	(106)	(123)	=	273
12. Lincolnshire (Stevenson)	11	55	62	64	93	(138)	(166)	=	285
13. Lockport (Twp.)	3	32	58	89	110	(113)	(141)	=	292
14. Roselle (Lake Park)	4	18	45	107	144	(146)	(168)	=	318
15. Salem	25	36	86	102	117	(155)	(159)	=	366
16. Chicago (Mother McAuley)	17	46	104	108	115	(132)	(161)	=	390
17. Tinley Park (Andrew)	41	61	66	129	133	(140)	(154)	=	430
18. Chatham (Glenwood)	31	83	85	124	130	(152)		=	453
19. Mt. Vernon	39	60	114	126	142	(156)	(163)	=	481
20. Edwardsville (H.S.)	8	92	105	109	174	(177)	(178)	=	488
21. Geneseo (Darnall)	47	100	101	111	145	(150)	(151)	=	504
22. Pekin	56	91	95	134	149	(157)		=	525
23. Peoria (Notre Dame)	51	90	121	128	143	(164)	(175)	=	533
24. Moline	71	79	137	153	158	(170)	(176)	=	598
25. Bradley (B.-Bourbonnais)	96	97	118	127	172	(183)	(185)	=	610
26. Chicago (Lincoln Park)	160	165	167	169	171	(181)	(182)	=	832
27. Chicago (Young)	135	173	179	180	184			=	851

Individual Results


DISTANCE = 2.5 miles



PLACE	TmPl	NAME	CL SCHOOL	TIME
1		Ann Gaffigan	Jr Springfield (Sacred Heart-Grif	14:03
2		Katie Hartmann	Jr Woodstock (H.S.)	14:13
3		Christin Wurth	Sr Bloomington (H.S.)	14:18
4	1	Lissa Vogley	Sr Lisle (Benet Academy)	14:22
5		Jenni Goebel	Jr Villa Park (Willowbrook)	14:25
6	2	Rachel Endress	Jr Wheaton (North)	14:25
7		Rebecca Mitchell	Jr Geneva	14:28
8	3	Kara Lahey	Jr Lockport (Twp.)	14:28
9		Victoria Jackson	Jr Lake Forest (H.S.)	14:30
10		Delilah DiCrescenzo	So Burbank (Queen of Peace)	14:31
11	4	Katie Steffen	Sr Roselle (Lake Park)	14:31
12	5	Tera Moody	Sr St. Charles	14:35
13	6	Katie Henning	Sr New Lenox (Lincoln-Way)	14:37
14		Kyna Forkins	So Glen Ellyn (Glenbard West)	14:38
15	7	Celi Williams	Sr Elmhurst (York)	14:40
16	8	Amy Semith	Sr Edwardsville (H.S.)	14:42
17		Casie Simpson	So Oswego	14:43
18	9	Mary Kate Kalogeropoul	So Palatine (Fremd)	14:45
19	10	Lisa Martin	So Lake Zurich	14:48
20	11	Kristyne McGuinn	Sr Lincolnshire (Stevenson)	14:48
21		Karen Wartgow	Jr Belvidere	14:50
22	12	Carrie Phelps	So St. Charles	14:51
23	13	Christine Wampach	So St. Charles	14:52
24	14	Tabitha Volling	Jr Lake Zurich	14:52
25	15	Amy Silder	Sr Naperville (North)	14:58
26		Maureen Farrell	Sr Winnetka (New Trier)	15:00
27	16	Ally Broeren	So Champaign (Centennial)	15:00
28		Hannah Standard	So Springfield (Southeast)	15:01
29	17	Joelle Desco	Sr Chicago (Mother McAuley)	15:02
30	18	Christie Ehrhardt	Fr Roselle (Lake Park)	15:03
31	19	Michele Lally	Fr Naperville (North)	15:03
32	20	Denise Hefferin	Jr St. Charles	15:04
33	21	Anna Rudolphi	So Champaign (Centennial)	15:04
34		Joanne Perinno	Fr Springfield (Southeast)	15:05
35	22	Erin Moffett	Jr Lake Zurich	15:05
36	23	Laura Spencer	So Wheeling	15:06
37	24	Christy LaPave	Sr Naperville (North)	15:06
38	25	Erin McMullen	Jr Salem	15:07
39	26	Lauren Melnick	So Naperville (North)	15:08
40	27	Joanna Veth	Fr Naperville (North)	15:08
41	28	Nicole Kalogeropoulos	Jr Palatine (Fremd)	15:09
42	29	Mary Farrell	Sr Orland Park (Sandburg)	15:09
43		Jennie Illig	Jr O'Fallon	15:10
44		Lana Macnider	Jr Schaumburg	15:10
45	30	Laura Fitzgerald	Jr Elmhurst (York)	15:13
46		Kathleen Brice	Jr Elk Grove Village (E.G.)	15:14
47	31	Sarah Swain	So Chatham (Glenwood)	15:14
48	32	Lana Ciaccio	Jr Lockport (Twp.)	15:15
49		Ashley Knudson	Fr Joliet (Twp.)	15:16
50	33	Renee Kleckner	Sr St. Charles	15:17
51		Sarah Spalding	Sr Arlington Heights (Hersey)	15:18
52		Shontia Chester	Fr East St. Louis (Sr.)	15:18
53	34	Michele Barrowman	Sr New Lenox (Lincoln-Way)	15:19
54	35	Lauren Brannon	Sr St. Charles	15:19
55	36	Erica Jansen	Fr Salem	15:19
56	37	Amy White	Fr Champaign (Centennial)	15:21
57	38	Kyle Bugh	Fr Wheaton (North)	15:21
58	39	April Greenwood	Jr Mt. Vernon	15:21
59	40	Maria Cicero	So Elmhurst (York)	15:22
60		Britt Lundgren	Sr Rockford (Auburn)	15:23
61	41	Lindsay Carpenter	Jr Tinley Park (Andrew)	15:23



62	42 Julie Dickens	Fr Lake Zurich	15:24
63	43 Melissa Diego	Fr Wheeling	15:25
64	44 Jeanette Ayotte	So Lisle (Benet Academy)	15:26
65	45 Bridget Healy	So Roselle (Lake Park)	15:26
66	46 Katie Springer	Sr Chicago (Mother McAuley)	15:28
67	47 Jennifer Lake	So Geneseo (Darnall)	15:29
68	48 Carrie Byrnes	Jr Orland Park (Sandburg)	15:30
69	Carly Nuzbach	Sr Downers Grove (South)	15:31
70	Lyndsey Dunnavan	Sr Rockford (Guilford)	15:31
71	49 Erin Marciniec	So Lisle (Benet Academy)	15:31
72	50 Shannon Kurtz	Sr Palatine (Fremd)	15:32
73	51 Katy Cassidy	Sr Peoria (Notre Dame)	15:32
74	Michelle Rhoden	So Joliet (Twp.)	15:32
75	52 Bridgette O'Rourke	So Orland Park (Sandburg)	15:33
76	53 Tara Brennan	Fr Orland Park (Sandburg)	15:34
77	54 Valerie Lambrecht	So Wheaton (North)	15:35
78	55 Jen Howard	So Lincolnshire (Stevenson)	15:36
79	56 Stephanie Richards	Fr Pekin	15:36
80	57 Mary Kate McCarte	Fr Wheeling	15:37
81	58 Candice Harvey	So Lockport (Twp.)	15:38
82	Megan Szmajda	Sr Crystal Lake (Prairie Ridge)	15:38
83	Angie Simone	So Palos Hills (Stagg)	15:39
84	59 Leigh Anne Kenyon	Jr Champaign (Centennial)	15:39
85	60 Dru Weaver	Fr Mt. Vernon	15:39
86	61 Kelli Deegan	Fr Tinley Park (Andrew)	15:40
87	62 Shannon Cronin	Jr Lincolnshire (Stevenson)	15:41
88	Jaime Turilli	So Normal (Community)	15:41
89	63 Corina Gonzalez	So Palatine (Fremd)	15:42
90	64 Jenny Martinez	Sr Lincolnshire (Stevenson)	15:42
91	Katie Butler	Sr Normal (Community)	15:42
92	65 Shannon Bugh	Jr Wheaton (North)	15:43
93	66 Jaylee Carr	Fr Tinley Park (Andrew)	15:43
94	67 Katy Jones	So New Lenox (Lincoln-Way)	15:43
95	68 Liz Corbett	Jr Lisle (Benet Academy)	15:44
96	Abbie Perez	Sr Belleville (East)	15:44
97	69 Kristie Stock	Fr Wheeling	15:45
98	Cadian Lawrence	So O'Fallon	15:45
99	70 Casey Cook	So Wheaton (North)	15:46
100	71 Breanne Steffens	Jr Moline	15:47
101	72 Elizabeth Altekruise	Jr St. Charles	15:48
102	73 Kristin Cerone	Jr Wheaton (North)	15:49
103	74 Suji Swaroop	Jr Lisle (Benet Academy)	15:50
104	Jori Jacobeit	So Chicago Heights (Marian)	15:53
105	75 Meghan White	Sr New Lenox (Lincoln-Way)	15:54
106	76 Kelly Forst	So Elmhurst (York)	15:54
107	77 Lindsay Schwarz	So Lake Zurich	15:54
108	78 Alison Augustine	Sr Lake Zurich	15:55
109	79 Jill Steffens	Fr Moline	15:55
110	80 Michelle Fay	So Naperville (North)	15:56
111	81 Jenny Hildenbrand	Jr Wheeling	15:56
112	82 Chrissy Mayer	Sr Lisle (Benet Academy)	15:56
113	83 Elissa Valla	Fr Chatham (Glenwood)	15:57
114	84 Sarah Lowe	Sr New Lenox (Lincoln-Way)	15:57
115	85 Veronica Sanderson	Fr Chatham (Glenwood)	15:57
116	86 Trisha Hustedde	Sr Salem	15:57
117	87 Marlene Key	So Lake Zurich	15:58
118	88 Breanna Wabick	Jr Orland Park (Sandburg)	15:58
119	Kim Brown	Jr Crete (C.-Monee)	15:59
120	89 Vicki Kost	Jr Lockport (Twp.)	15:59
121	Marcy Bice	Jr Naperville (Central)	16:01
122	Beth Broby	So East Moline (United)	16:01
123	90 Philicia Moredock	Sr Peoria (Notre Dame)	16:01
124	91 Francie Noreuil	Jr Pekin	16:03
125	Bonnie Miller	So Plainfield	16:03
126	92 Sarah Dortch	So Edwardsville (H.S.)	16:05
127	93 Tracy Denaro	Sr Lincolnshire (Stevenson)	16:05
128	94 Erin Fiene	Sr Elmhurst (York)	16:06

129	95 Marie Edwards	Jr Pekin	16:06
130	96 Erica Batkiewicz	Fr Bradley (B.-Bourbonnais)	16:06
131	97 Sara Batkiewicz	Fr Bradley (B.-Bourbonnais)	16:07
132	98 Maggie Rudolphi	Jr Champaign (Centennial)	16:07
133	99 Eva Zellman	Jr Elmhurst (York)	16:08
134	100 Jill Hinrichs	Sr Geneseo (Darnall)	16:08
135	101 Rhonda Loftus	Sr Geneseo (Darnall)	16:09
136	102 Gena Terlizzi	Jr Salem	16:09
137	103 Liz Kahling	Sr Lisle (Benet Academy)	16:10
138	104 Emily Capron	Jr Chicago (Mother McAuley)	16:12
139	105 Bailey Nichols	Jr Edwardsville (H.S.)	16:13
140	106 Angie Morgenthal	Fr Wheeling	16:15
141	107 Ebony Oliver	So Roselle (Lake Park)	16:16
142	108 Susan Bansley	Jr Chicago (Mother McAuley)	16:16
143	109 Nellie Shaul	Jr Edwardsville (H.S.)	16:19
144	110 Amy Larson	Sr Lockport (Twp.)	16:20
145	111 Andrea Blondell	Jr Geneseo (Darnall)	16:21
146	112 Jaime Lange	Sr Orland Park (Sandburg)	16:22
147	113 Katie Koning	Jr Lockport (Twp.)	16:23
148	114 Kellie Loughmiller	Jr Mt. Vernon	16:23
149	115 Kim Jirik	Sr Chicago (Mother McAuley)	16:23
150	116 Katie Barrett	Fr Palatine (Fremd)	16:24
151	117 Brittney Helleman	So Salem	16:24
152	118 Jill Anderson	So Bradley (B.-Bourbonnais)	16:25
153	119 Lisa Orshonsky	Jr Orland Park (Sandburg)	16:25
154	120 Kelly O'Neill	Fr Elmhurst (York)	16:26
155	121 Morgan Clay	Sr Peoria (Notre Dame)	16:28
156	122 Christina Marolis	So Wheaton (North)	16:29
157	Audrey Giesler	Jr Downers Grove (North)	16:31
158	123 Crissy Rutledge	Fr Wheeling	16:33
159	124 Sarah Bedford	Jr Chatham (Glenwood)	16:33
160	125 Nicole Fritz	So New Lenox (Lincoln-Way)	16:34
161	126 Christina Speidel	Sr Mt. Vernon	16:34
162	127 Amanda Uribe	Fr Bradley (B.-Bourbonnais)	16:35
163	128 Jamie Graves	Jr Peoria (Notre Dame)	16:35
164	129 Tracey Murnane	Sr Tinley Park (Andrew)	16:35
165	130 Colleen Westendorf	So Chatham (Glenwood)	16:36
166	131 Nikki Barrett	Sr Palatine (Fremd)	16:37
167	132 Molly Walsh	Sr Chicago (Mother McAuley)	16:38
168	133 Elizabeth Munn	So Tinley Park (Andrew)	16:39
169	134 Melissa Skaggs	Sr Pekin	16:40
170	135 Angela Thomas	Fr Chicago (Young)	16:40
171	136 Sara Zarling	Sr Palatine (Fremd)	16:40
172	137 Kayti Bouljoun	Jr Moline	16:41
173	138 Diana Jason	Sr Lincolnshire (Stevenson)	16:41
174	139 Debra Newell	So Champaign (Centennial)	16:42
175	140 Sarah Grzybek	Sr Tinley Park (Andrew)	16:43
176	141 Amanda Mauritz	So Lockport (Twp.)	16:46
177	142 Karlee Knowles	Jr Mt. Vernon	16:47
178	143 Amy Smith	Fr Peoria (Notre Dame)	16:48
179	Jeanette Patterson	Sr Chicago (Morgan Park)	16:48
180	144 Diana Pickard	Fr Roselle (Lake Park)	16:49
181	Eboneie Hawthorne	Sr Chicago (Morgan Park)	16:50
182	145 Taren Komadina	So Geneseo (Darnall)	16:52
183	146 Vicky Parent	So Roselle (Lake Park)	16:53
184	147 Kat Thomas	So Naperville (North)	16:54
185	148 Patty McGrane	So New Lenox (Lincoln-Way)	16:58
186	149 Heather Strange	Fr Pekin	17:02
187	150 Nicki Sellon	So Geneseo (Darnall)	17:05
188	151 Alysa Snyder	Jr Geneseo (Darnall)	17:05
189	152 Amy Ellinger	Jr Chatham (Glenwood)	17:06
190	153 Cara Lagomarcino	Fr Moline	17:07
191	154 Abby Torres	So Tinley Park (Andrew)	17:08
192	155 Ashley Crompton	Fr Salem	17:10
193	156 Pam Chambliss	Jr Mt. Vernon	17:11
194	157 Monica Lawson	So Pekin	17:12
195	158 Tara Rogers	So Moline	17:14

196	159	Audry Hargis	Sr Salem	17:16
197	160	Sarah Vaughn	Fr Chicago (Lincoln Park)	17:19
198	161	Katie Savage	Sr Chicago (Mother McAuley)	17:19
199		Mershaw Lane	Jr Chicago (Simeon)	17:21
200	162	Sarah Ross	Jr Champaign (Centennial)	17:25
201	163	Lindy Payne	So Mt. Vernon	17:26
202	164	Molly Schoeplein	Jr Peoria (Notre Dame)	17:28
203	165	Cary Martin	Sr Chicago (Lincoln Park)	17:29
204	166	Jodi Wernikoff	So Lincolnshire (Stevenson)	17:31
205	167	Sarah Solomon	So Chicago (Lincoln Park)	17:32
206	168	Kendra Trosper	Sr Roselle (Lake Park)	17:41
207	169	Elisabeth Heid	So Chicago (Lincoln Park)	17:47
208	170	Jenny Gloeckner	Jr Moline	17:52
209	171	Michelle Ashley	Sr Chicago (Lincoln Park)	17:52
210	172	Catherine Winkle	Sr Bradley (B.-Bourbonnais)	18:01
211	173	Felicia Cockrell	Jr Chicago (Young)	18:03
212		Georgette Herrate	Jr Chicago (Lane)	18:04
213	174	Kim Cates	So Edwardsville (H.S.)	18:12
214		Courtney Brown	Fr Chicago (Kenwood)	18:17
215	175	Bridie Cassidy	So Peoria (Notre Dame)	18:20
216	176	Rachel Johnson	Jr Moline	18:26
217	177	Margorie Rinaldi	Jr Edwardsville (H.S.)	18:30
218	178	Suzy Nucete	Jr Edwardsville (H.S.)	18:30
219	179	Joy Jones	Jr Chicago (Young)	18:40
220	180	Marcy Milkolski	Jr Chicago (Young)	18:50
221	181	Mary Paquette	Jr Chicago (Lincoln Park)	19:04
222	182	Jessica Vaughn	Fr Chicago (Lincoln Park)	19:23
223	183	Natalie Bullock	Sr Bradley (B.-Bourbonnais)	19:28
224	184	Aisha Raheem	Chicago (Young)	20:34
225	185	Cindy Mathis	Fr Bradley (B.-Bourbonnais)	20:45








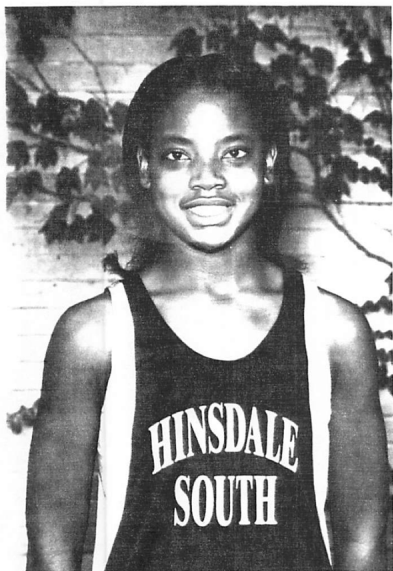






















Buzz! Buzz! Sting! Sting!

Go Hornets, Go!

