

# GIRLS CROSS COUNTRY

## 2001

### VARSITY

WSC - 2ND  
REGIONAL - 5TH  
SECTIONAL - 9TH  
TROPHY: MINOOKA - 2ND, NILES WEST - 4TH



### ALL-CONFERENCE

ANDREA DENNISON  
NICOLE JOHNSON  
BRIDGET HAYES  
KATE KAMINSKI



### ACADEMIC ALL-CONFERENCE

KATE KAMINSKI  
SIAO LINN STARKEY

### STATE QUALIFIER

NICOLE JOHNSON

### JUNIOR VARSITY

WSC - 2ND  
TROPHY: NILES WEST - 3RD

### FROSH SOPH

WSC-CHAMPIONS  
BARTLETT - 1ST  
TROPHY: REAVIS - 2ND

### JV ALL-CONFERENCE

JANET PAVESE  
LOREN KLECKA  
ASHLEY EMMONS  
BETHANY LIBBY

### FS ALL-CONFERENCE

KATHLEEN CARR  
LIZ McLAUGHLIN  
MEGAN CHRISTENSON  
LINDSAY KLECKA

## KLM 2.5 MILE TOP TIMES

### SIZZLING SIXTEENS

Nicole Johnson	16:03	2001
Colleen Amish	16:04	1999
Andrea Dennison	16:07	2001
Kate Kaminski	16:12	1998
Colleen Carr	16:33	2000
Natalie Kong	16:36	1998
Becka Duvall	16:53	1998

### SUPER SEVENTEENS

Bridget Hayes	17:02	2001
Anjali Iyengar	17:04	1998
Carli Spanik	17:09	1998
Nicki Monaco	17:17	2001
Missy Veronica	17:18	1998
Laurie Sperlak	17:24	2001
Dylana Leung	17:30	1998
Liz Duvall	17:36	1998
Christina Bayer	17:38	1998
Ashley Emmons	17:48	2001
Tricia Wenckus	17:48	1998
Lauren Markovic	17:56	1998
Nikki Rohner	17:58	2001



WEST SUBURBAN CONFERENCE  
2001 ALL ACADEMIC  
GIRLS CROSS COUNTRY  
GOLD DIVISION

Downers Grove South

Lauren Andersen  
Vaness King  
Kristin Cuzzzone  
Melissa Cossman  
Megan Williamson  
Jessica Walker  
Julic Patterson  
Jessica Domijan  
Stacy Runyon  
Lindsey Laitar  
Ashley Jones  
Jenny Mitchell  
Michelle Purgatorio

Hinsdale South

Siao Linn Starkey  
Kate Kaminski

Levden

Jessica Salgado  
Kristy Salgado  
Kristin Reger

Morton

Sherl Maness  
Amna Mazin  
Minelia Miravcte  
Maria Murillo  
Brenda Zepeda

Willowbrook

Brittany Hoerdeman  
Elizabeth King  
Kasey Golz  
Katie Sengebush  
Heather Wodjyla  
Erin Stebin  
Alison Piper

WEST SUBURBAN CONFERENCE  
2001 MEDALIST  
GIRLS CROSS COUNTRY

SILVER DIVISION

Name	Year	School
Allison Billhardt	11	York
Jordan Laney	11	Hinsdale Central
Shannon Tucker	10	York
Maggie Shea	12	Lyons Township
Jane Weber	11	Oak Park-River Forest
Kara Henry	12	York
Ilsa Danielson	11	Lyons Township
Christine Kotarba	11	York
Kelly O'Neill	12	York
Kimberly Freking	11	Hinsdale Central
Maggie Mathieson	11	Lyons Township
Jillian Blondell	11	Downers Grove North
Jessica Blondell	09	Downers Grove North
Jessica Roper	09	Hinsdale Central
Loren Dick	11	York
Sarah Andrysiak	11	Lyons Township

GOLD DIVISION

Amanda Kohler	10	Downers Grove South
Zoe Kind	12	Downers Grove South
Andrea Dennison	11	Hinsdale South
Nicole Johnson	10	Hinsdale South
Melissa Malter	11	Downers Grove South
Ashley Jones	12	Downers Grove South
Julie Golba	10	Willowbrook
Jessica Saigado	12	Leyden
Melanie Heckman	11	Downers Grove South
Katie Guetsch	10	Willowbrook
Katie Pice	11	Downers Grove South
Bridget Hayes	10	Hinsdale South
Kate Kaminski	12	Hinsdale South
Betsy King	12	Willowbrook
Laura Gawel	11	Downers Grove South
Brenda Zepeda	12	Morton

PLACE - TEAM  
PLACE - MEET  
(V= VARSITY)  
(O= OPEN)

	MEET	HORNET - REP. INVT.	REXIS INVT.	ADISON TRAIL MORTON (HOME)	MINDOOKA INVT.	WILLOWBROOK PROVISO EAST	BARTLET INVT.	DOWNERS SOUTH (HOME)	LEYDEN (HAW)	NILES WEST INVT.	WSC GOLD CONFERENCE (PROVISO EAST)	IHS A REGIONAL	IHS A SECTIONAL	IHS A STATE
KATE KAMINSKI		3 V38	5 V28	3 V5	4 3-FRT3	3 V4	6 V24	4 V11	3 V3	3 V30	4 V13	5 39		
SIAO LINN STARKEY			23 0 120	23 JV11	24 0 34	25 JV	26 0 16		26 JV7	24 JV59	30 JV38			
MISHA CONEV		18 JV53	16 0 58	19 JV7	16 0 19	18 JV8	18 0 6	16 JV12	22 JV6	16 JV38	27 JV32			
ANDREA DENNISON		2 V30	1 V9	2 V2	2 4-FRT2	2 V2	2 V12	2 V5	2 V2	2 V23	1 V3	2 13	2 33	
ASHLEY EMMONS		11 V81	10 V67	10 JV2	11 0 12	12 JV3	10 0 2	5 JV2	8 JV1	9 JV9	14 JV11			
JULIE HIGGINS		23 JV88	24 0 122	21 JV9	21 0 27	23 JV11	22 0 11	21 JV8		26 JV65	25 JV9			
LOREN KLECKA		8 V76	9 V59	8 V10	7 0 6	8 V12	9 0 1		10 JV2	12 JV20	10 JV4			
NEVE KULKARNI		26 JV136	29 0 261	30 JV17	28 0 49		29 0 24	23 JV22	29 JV10	27 JV72	31 0V46			
BETHANY LIBBY		DNF		9 JV1		11 JV2	12 0 3	11 JV11	14 JV3	11 JV14	15 JV15			
KRISTA MCLAIN		15 JV48	15 V76	18 JV6			17 0 5	10 JV10	15 JV4		18 JV18			
NICKI MONACO		12 V82	8 V57	5 V7	5 0 2	6 V9	7-8 V27	7 V13	6 V7	5 V49	6 V22	4 37	5 67	
JANET PAVESE		13 JV24	20 V80	17 JV5	10 0 8	10 JV1		9 JV8	18 JV5	13 JV24	9 JV3			
JILL BURES		9 FS42	14 FS34	14 FS3	15 0 18	15 FS2	14 FS9	15 FS8	12 FS5		21 FS21			
KATHLEEN CARR		7 FS40	7 FS20	7 V9	8 3-FRT7	9 V17	7-8 FS2		7 FS1	8 JV7	6-8 FS3		7 95	
LAURA GANGICHIOPO		17 FS78	13 0 51	15 FS4	18 0 23	17 FS5	13 FS7	13 FS6	13 FS6	15 JV29	19 FS24			
BRIDGET HAYES		4 FS17	3 FS5	4 V6	3 3-FRT4	4 V5	3 V14		4 V5	3 V39	3 V12	3 34	3 63	
CHRISTINE HOGANSON		16 FS77	18 0 69	16 FS5	17 0 20	20 FS9	24 0 13	19 FS16	17 FS8	21 FS72	20 FS25			
NICOLE JOHNSON		1 FS1	2 FS2	1 V1	1 4-FRT1	1 V1	1 V4	1 V4	1 V1	1 V16	2 V4	1 11	1 19	1 119
DANIELLE KOWALSKI		DNF												
STEPHANIE LVC AK			22 0 109	26 FS11	22 0 28	26 FS	21 0 10	20 FS17	25 FS15	22 FS81	26 FS41			

MEET	HORNET - (RES)		ADONIS TEAM	MARTIN (CHANCE)	MINOOKA	WILLOWBROOK	BARLETT	DOWNEY SR. (HOME)	KEYDEN (AWAY)	NILES WES.	WEC GOLD CONFERENCE (PROVIDE EAST)	IHS A REGIONAL	IHS A SECTION	IHS A STATE
	PL	SV												
(V= VARIETY) (O= OPEN)														
ANNELIESE MANGRUM	24	25	27	20	22				24	19	23			
	FS142	0 140	FS12	0 26	FS14				FS13	FS54	FS38			
LESLIE PELTASON														
ALLY POLANCIC			29	27			28	24	28	25	28			
			FS19	0 45			0 22	FS22	FS19	FS121	FS46			
NIKKI ROHNER	6	6	6	9	7	5	6	9	7	7-8	7	6		
	FS 29	FS 19	V8	2-RT.6	V11	V22	V12	V8	V53	V23	50	81		
JODI STALMAN	19	19	22	19	19	19	17	21	17	17				
	FS 99	0 74	FS 7	0 24	FS 8	FS 15	FS 12	FS 11	FS 46	FS 23				
KELLY SULLIVAN		28	28	26	27	27								
		0 24	FS 18	0 42	FS	0 18								
CHRISTIE SYMEONIDES						25			27	23	29			
						0 15			FS 17	FS 99	FS 51			
MEGAN CHRISTENSON	21	21	20	13	14	16	12	16	14	12				
	FS 117	0 89	FS 6	0 15	FS 8	FS 12	FS 5	FS 7	JV 28	FS 7				
KELLY COSTA	22	26	25	23	21	20	18	23	18	16				
	FS 121	0 152	FS 10	0 29	FS 13	0 8	FS 15	FS 12	FS 53	FS 21				
LINDSAY KLECKA	20	11	13	14	16	15	14	19	20	13				
	FS 103	0 37	JV 3	0 17	FS 3	FS 11	FS	FS 9	JV 43	FS 12				
VIOLET MAKI	10	17	11				DAF	20		22				
	FS 44	FS 37	FS 1					FS 10		FS 30				
LIZ McLAUGHLIN	14	12	12	12	13	11	8	11	10	11				
	FS 62	0 50	FS 2	0 14	JV 5	FS 6	JV 6	FS 3	JV 12	FS 5				
MAUREEN O'CONNELL	25	27	24	25	24	23	22			24				
	FS 153	0 173	FS 9	0 36	FS	0 12	FS 18			FS 40				
LAVRIE SPERLAK	5	4		6	5	4	3	5	6	5	6	4		
	FS 27	FS 7		2-RT.2	V8	V18	V10	V6	V52	V18	45	64		



## Year of meet

	HORNET - RED DEVIL INVITATIONAL	REAVIS INVITATIONAL	ADISON TRAIL MORTON	MINDOKA (HOME)	WILLOWBROOK INVITATIONAL	WILLOWBROOK (ARMY) PROVISO EAST	BARTLETT INVITATIONAL	DOWNERS G. SOUTH (HOME)	LEYDEN (AWAY)	V: 2.5 F: 2.0 S: 2.0	MILES WEST INVITATIONAL	W.C. GOLD CONF. (PROVISO EAST)	IHS A REGIONAL	IHS A SECTIONAL	IHS A STATE	
Race distance	2.5	2.5	2.5	2.5	2.4	2.53	2.5	2.61	V: 2.5 F: 2.0 S: 2.0	2.59	2.5	2.5	2.5			
Team finish	V: 12 F: 4 S: 4	V: 8 F: 2	V: 1 F: 3 S: 1	2	V: 1 F: 1 S: 1	V: 8 F: 1 S: 1	V: 2 F: 2 S: 2	V: 1 F: 1 S: 1	V: 4 F: 3 S: 3	V: 2 F: 2 S: 1	5	9				
STEPHANIE LUCAK		21:04	21:47	20:02	20:13	21:21	20:39	21:28	16:11	(2)	23:48					
ANNELIESE MANGRUM	21:07	21:35	21:55	19:25	18:59			21:10	(2)	15:40	23:07					
LESLIE PELTASON																
ALLY POLANCIC			25:12	23:21		26:14	24:51	23:53	(2)	17:34	24:14					
NIKKI ROHNER	17:59	18:30	18:32	17:34	16:36	18:07	17:58	18:40	17:51	19:24	18:16	17:20				
JODI STALMAN	20:12	20:14	20:55	19:21	18:21	20:56	19:49	20:44	(2)	15:28	21:47					
KELLY SULLIVAN		23:21	24:54	22:09	20:43	24:25			(2)							
CHRISTIE SYMEONIDES						22:14		23:16	(2)	16:33	24:46					
MEGAN CHRISTENSON	20:42	20:35	20:51	18:14	18:08	20:05	19:14	19:52	(2)	14:56	20:11					
KELLY COSTA	20:47	21:47	21:16	20:20	18:55	21:15	20:19	21:08	(2)	15:35	21:43					
LINDSAY KLECKA	20:21	19:35	19:38	18:48	18:08	19:55	19:20	20:13	(6)	15:45	20:40					
VIOLET MAKA	18:35	20:07	19:21				DNF	20:26			22:23					
LIZ MCLAUGHLIN	19:08	19:45	19:28	18:07	17:37	19:19	18:31	19:06	(2)	14:19	19:59					
MAUREEN O'CONNELL	21:26	22:15	21:14	21:21	20:07	22:01	21:25				23:36					
LAVRIE SPERLAK	17:57	17:37		17:21	16:31	17:52	17:24	17:36	17:42	19:07	17:46	16:51				



## HINSDALE SOUTH SEASON SUMMARY

SPORT VARSITY GIRLS CC COACH \_\_\_\_\_ YEAR \_\_\_\_\_  
 Scores of contests in chronological order. Underline home team.  
 Star (\*) league contest.

1.	<u>HORNET-RED DEVIL</u> INVT.	307 (12 <sup>TH</sup> )	16.
2.	<u>REAVIS</u> INVITE	219 (8 <sup>TH</sup> )	17.
* 3.	<u>H.S. 21</u> - MORTON	40	18.
* 4.	<u>H.S. 15</u> - ADDISON TRAIL	50	19.
5.	<u>MINOOKA</u> INVITE	21 (2 <sup>ND</sup> )	20.
* 6.	<u>H.S. 20</u> - <u>WILLOWBROOK</u>	38	21.
* 7.	<u>H.S. 15</u> - PROVISO EAST	50	22.
8.	<u>BARTLETT</u> INVITE	70 (3 <sup>RD</sup> )	23.
* 9.	D.G. SOUTH 19 - <u>H.S.</u>	42	24.
* 10.	<u>H.S. 17</u> - LEYDEN	46	25.
11.	<u>NILES WEST</u> INVITE	155 (4 <sup>TH</sup> )	26.
12.	WSC-GOLD CONFERENCE	50 (2 <sup>ND</sup> )	27.
13.	IHSA REGIONAL	134 (5 <sup>TH</sup> )	28.
14.	IHSA SECTIONAL	231 (9 <sup>TH</sup> )	29.
15.			30.

### LEAGUE STANDINGS:

SCHOOL	<u>WSC MEET</u>
1. DOWNERS GROVE SOUTH (6-0)	23
2. HINSDALE SOUTH (5-1)	50
3. WILLOWBROOK (4-2)	68
4. LEYDEN (3-3)	100
5. MORTON (2-4)	135
6. ADDISON TRAIL (0-6)	—
7. PROVISO EAST (0-6)	—

COMMENTS:

## HINSDALE SOUTH SEASON SUMMARY

SPORT JR. VARSITY GIRLS CC COACH YEAR  
 Scores of contests in chronological order. Underline home team.  
 Star (\*) league contest.

1. <u>HORNET-RED DEVIL</u> INVT. 250 (9TH)	16.
* 2. <u>H.S.</u> 17 - MORTON 45	17.
* 3. <u>H.S.</u> 15 - ADDISON TRAIL 50	18.
* 4. H.S. 18 - <u>WILLOWBROOK</u> 38	19.
* 5. H.S. 15 - <u>PROVISO EAST</u> 50	20.
6. BARTLETT INVITE 15 (1ST) (Open Race)	21.
* 7. D.G. SOUTH 20 - <u>H.S.</u> 37	22.
* 8. H.S. 15 - <u>LEYDEN</u> 50	23.
9. <u>NILES WEST</u> INVITE 61 (3RD)	24.
10. WSC-GOLD CONFERENCE 44 (2ND)	25.
11.	26.
12.	27.
13.	28.
14.	29.
15.	30.

### LEAGUE STANDINGS: SCHOOL

	<u>WSC MEET</u>
1. DOWNERS GROVE SOUTH (6-0)	21
2. HINSDALE SOUTH (5-1)	44
3. WILLOWBROOK (4-2)	75
4. MORTON (3-3)	115
5. LEYDEN (0-6)	133
6. ADDISON TRAIL (0-6)	—
7. PROVISO EAST (0-6)	—

COMMENTS:

## HINSDALE SOUTH SEASON SUMMARY

SPORT FROSH-SOPH GIRLS CC COACH \_\_\_\_\_ YEAR \_\_\_\_\_  
 Scores of contests in chronological order. Underline home team.  
 Star (\*) league contest.

1. HORNET-RED DEVIL INVT. 112 (4<sup>TH</sup>) 16.
2. REAVIS INVITE 53 (2<sup>ND</sup>) 17.
- \* 3. H.S. 15 - ADDISON TRAIL 50 18.
- \* 4. H.S. 15 - MORTON 50 19.
- \* 5. H.S. 22 - WILLOWBROOK 34 20.
- \* 6. H.S. 15 - PROVISO EAST 50 21.
7. BARTLETT INVITE 33 (1<sup>ST</sup>) 22.
- \* 8. D.G. SOUTH 19 - H.S. 38 23.
- \* 9. H.S. 22 - LEYDEN 39 24.
10. NILES WEST INVITE 259 (9<sup>TH</sup>) 25.
11. WSC-GOLD CONFERENCE 43 (1<sup>ST</sup>) 26.
12. 27.
13. 28.
14. 29.
15. 30.

### LEAGUE STANDINGS: SCHOOL

		<u>WSC MEET</u>
NE	1. HINSDALE SOUTH (5-1)	43
	2. DOWNERS GROVE SOUTH (6-0)	45
	3. WILLOWBROOK (4-2)	56
NE	4. MORTON (2-4)	146
	5. LEYDEN (3-3)	162
	6. PROVISO EAST (0-6)	101
	7. ADDISON TRAIL (0-6)	—

COMMENTS:

GIRLS VARSITY CROSS COUNTRY RESULTS 2001

GOLD DIVISION

SILVER DIVISION

WEEK ONE: 9/10/01

WEEK ONE: 9/13/01

WB 20 LEY 43  
 AT 50 MOR 15  
 HS 21 MOR 40  
 HS 15 AT 50  
 DGS 15 PE 50

PW NTS LT 15  
 OP 34 HC 22  
 YK 20 HC 41  
 YK 19 OP 44  
 DGN 25 GW 36

GOLD: AT 0-2 DGS 1-0 HS 2-0 LEY 0-1 MOR 1-1 PE 0-1 WB 1-0

SILVER: DGN 1-0 GW 0-1 HC 1-1 LT 1-0 OP 0-2 PW 0-1 YK 2-0

WEEK TWO: 9/17/01

WEEK TWO: 9/20/01

HS 20 WB 38  
 HS 15 PE 50  
 WB 15 PE 50  
 LEY 50 DGS 15  
 LEY 15 AT 50  
 DGS 15 AT 50

LT 23 GW 38  
 LT 23 OP 36  
 GW 36 OP 22  
 HC 15 PW 50  
 HC 18 DGN 37  
 PW 50 DGN 15

GOLD: AT 0-4 DGS 3-0 HS 4-0 LEY 1-2 MOR 1-1 PE 0-3 WB 2-1

SILVER: DGN 2-1 GW 0-3 HC 3-1 LT 3-0 OP 1-3 PW 0-3 YK 2-0

WEEK THREE: 9/24/01

WEEK THREE: 9/27/01

WB 15 AT 50  
 DGS 19 HS 42  
 MOR 36 LEY 21  
 PE 50 MOR 15  
 PE 50 LEY 15

HC 15 GW 50  
 OP 15 PW NTS  
 LT 18 DGN 44  
 LT 44 YK 17  
 YK 15 DGN 49

GOLD: AT 0-5 DGS 4-0 HS 4-1 LEY 3-2 MOR 2-2 PE 0-5 WB 3-1

SILVER: DGN 2-3 GW 0-4 HC 4-1 LT 4-1 OP 2-3 PW 0-4 YK 4-0

WEEK FOUR: 10/1/01

WEEK FOUR: 10/4/01

DGS 15 WB 50  
 DGS 15 MOR 50  
 WB 19 MOR 48  
 HS 17 LEY 46  
 PE NTS AT NTS

GW 15 PW 50  
 GW 50 YK 15  
 YK 15 PW 50  
 LT 29 HC 26  
 OP 31 DGN 26

GOLD: AT 0-6 DGS 6-0 HS 5-1 LEY 3-3 MOR 2-4 PE 0-6 WB 3-0

SILVER: DGN 3-3 GW 1-5 HC 5-1 LT 3-3 OP 2-4 PW 0-6 YK 6-0

GIRLS J-V CROSS COUNTRY RESULTS 2001

GOLD DIVISION

SILVER DIVISION

WEEK ONE: 9/10/01

WEEK ONE: 9/13/01

WB 18 LEY 55  
 AT 50 MOR 15  
 HS 17 MOR 45  
 HS 15 AT 50  
 DGS 15 PE 30

PW 50 LT 15  
 OP 32 HC 27  
 YK 32 HC 33  
 YK 30 OP 37  
 DGN 15 GW 50

GOLD: AT 0-2 DGS 1-0 HS 2-0 LEY 0-1 MOR 1-1 PE 0-1 WB 1-0

SILVER: DGN 1-0 GW 0-1 HC 1-1 LT 1-0 OP 0-2 PW 0-1 YK 2-0

WEEK TWO: 9/17/01

WEEK TWO: 9/20/01

HS 19 WB 36  
 HS 15 PE 50  
 WB 15 PE 50  
 LEY 50 DGS 15  
 LEY NTS AT NTS  
 DGS 15 AT 50

LT 15 GW 50  
 LT 36 OP 21  
 GW 50 OP 15  
 HC 15 PW 50  
 HC 34 DGN 32  
 PW 50 DGN 15

GOLD: AT 0-4 DGS 3-0 HS 4-0 LEY 0-3 MOR 1-1 PE 0-3 WB 2-1

SILVER: DGN 3-0 GW 0-3 HC 2-2 LT 2-1 OP 2-2 PW 0-3 YK 2-0

WEEK THREE: 9/24/01

WEEK THREE: 9/27/01

WB 15 AT 50  
 DGS 30 HS 37  
 MOR 15 LEY 50  
 PE 50 MOR 15  
 PE 50 LEY 50

HC 15 GW 44  
 OP 15 PW NTS  
 LT 31 DGN 40  
 LT 31 YK 26  
 YK 21 DGN 35

GOLD: AT 0-5 DGS 4-0 HS 4-1 LEY 0-5 MOR 3-1 PE 0-5 WB 3-1

SILVER: DGN 3-2 GW 0-4 HC 3-2 LT 3-2 OP 3-2 PW 0-4 YK 4-0

WEEK FOUR: 10/1/01

WEEK FOUR: 10/4/01

DGS 15 WB 50  
 DGS 15 MOR 50  
 WB 18 MOR 45  
 HS 15 LEY 50  
 PE NTS AT NTS

GW NTS PW NTS  
 GW 50 YK 15  
 YK 15 PW 50  
 LT 34 HC 31  
 OP 26 DGN 30

GOLD: AT 0-6 DGS 6-0 HS 5-1 LEY 0-6 MOR 3-3 PE 0-6 WB 4-2

SILVER: DGN 3-3 GW 0-6 HC 4-2 LT 3-3 OP 4-2 PW 0-6 YK 6-0

GIRLS F-S CROSS COUNTRY RESULTS 2001

GOLD DIVISION

SILVER DIVISION

WEEK ONE: 9/10/01

WEEK ONE: 9/13/01

WB	<u>20</u>	LEY	<u>43</u>
AT	<u>50</u>	MOR	<u>15</u>
HS	<u>15</u>	MOR	<u>50</u>
HS	<u>15</u>	AT	<u>50</u>
DGS	<u>15</u>	PE	<u>50</u>

PW	<u>50</u>	LT	<u>15</u>
OP	<u>37</u>	HC	<u>50</u>
YK	<u>28</u>	HC	<u>29</u>
YK	<u>19</u>	OP	<u>43</u>
DGN	<u>24</u>	GW	<u>31</u>

GOLD: AT 0-2 DGS 1-0 HS 2-0 LEY 0-1 MOR 1-1 PE 0-1 WB 1-0

SILVER: DGN 1-0 GW 0-1 HC 1-1 LT 1-0 OP 0-2 PW 0-1 YK 2-0

WEEK TWO: 9/17/01

WEEK TWO: 9/20/01

HS	<u>23</u>	WB	<u>34</u>
HS	<u>15</u>	PE	<u>50</u>
WB	<u>15</u>	PE	<u>50</u>
LEY	<u>50</u>	DGS	<u>15</u>
LEY	<u>15</u>	AT	<u>50</u>
DGS	<u>24</u>	AT	<u>40</u>

LT	<u>15</u>	GW	<u>46</u>
LT	<u>31</u>	OP	<u>24</u>
GW	<u>39</u>	OP	<u>17</u>
HC	<u>15</u>	PW	<u>50</u>
HC	<u>19</u>	DGN	<u>42</u>
PW	<u>48</u>	DGN	<u>15</u>

GOLD: AT 0-4 DGS 1-2 HS 4-0 LEY 0-3 MOR 1-1 PE 0-3 WB 2-1

SILVER: DGN 2-1 GW 0-3 HC 3-1 LT 2-1 OP 2-2 PW 0-3 YK 2-0

WEEK THREE: 9/24/01

WEEK THREE: 9/27/01

WB	<u>15</u>	AT	<u>50</u>
DGS	<u>14</u>	HS	<u>38</u>
MOR	<u>30</u>	LEY	<u>25</u>
PE	<u>50</u>	MOR	<u>15</u>
PE	<u>50</u>	LEY	<u>15</u>

HC	<u>16</u>	GW	<u>47</u>
OP	<u>15</u>	PW	<u>49</u>
LT	<u>29</u>	DGN	<u>30</u>
LT	<u>39</u>	YK	<u>22</u>
YK	<u>29</u>	DGN	<u>30</u>

GOLD: AT 0-5 DGS 2-2 HS 4-1 LEY 2-3 MOR 2-2 PE 0-5 WB 3-1

SILVER: DGN 2-3 GW 0-4 HC 4-1 LT 3-2 OP 3-2 PW 0-4 YK 4-0

WEEK FOUR: 10/1/01

WEEK FOUR: 10/4/01

DGS	<u>18</u>	WB	<u>41</u>
DGS	<u>15</u>	MOR	<u>50</u>
WB	<u>15</u>	MOR	<u>50</u>
HS	<u>22</u>	LEY	<u>39</u>
PE	<u>NTS</u>	AT	<u>NTS</u>

GW	<u>50</u>	PW	<u>24</u>
GW	<u>50</u>	YK	<u>15</u>
YK	<u>15</u>	PW	<u>50</u>
LT	<u>41</u>	HC	<u>17</u>
OP	<u>16</u>	DGN	<u>44</u>

GOLD: AT 0-6 DGS 6-0 HS 5-1 LEY 3-3 MOR 2-4 PE 0-6 WB 4-2

SILVER: DGN 2-4 GW 0-6 HC 5-1 LT 3-3 OP 4-2 PW 1-5 YK 6-0



# Top girls cross-country teams

**1. Naperville North:** The Huskies have finished in the top 10 for 10 straight seasons and won a title in 1993. Sixth-year coach Dan Iverson, who led Naperville North to second-place finishes in 1998 and 2000, has one of the state's top runners in sophomore Lisa Bonistalli, eighth in last season's championship. Joanna Veth (21st) and Michele Lally (41st) are three-time state finalists for Naperville North, and Elizabeth Higgins (55th) has been Downstate twice. Christine Wang (69th) and Marie Thomas (101st) also return.

**2. York:** Coach Larry Bassett led the Dukes to their first state title in 2000, and it marked their 11th consecutive top-10 finish. York will have to compensate for the loss of state champ Maria Cicero, now at Boston College. Kara Henry (14th), Allison Billhardt (26th), Kelly O'Neill (60th), Shannon Tucker (118th) and Hillary Palumbo (180th) should keep York in contention for another title run. Henry, Palumbo, O'Neill and Billhardt won a state track championship in the 4 x 800 last spring.

**3. Lyons Township:** The Lions ran third in last season's state final, the program's best finish, behind Tristan Rackow's 29th-place run. Rackow, who ran seventh in the 800 state track final, has four teammates back: Maggie Mathieson (32nd), Ilsa Danielson (61st), Maggie Shea (64th) and Katie Elwood (143rd).

**4. St. Charles East:** The Saints, who won state championships in 1997 and 1998, have three runners back from the 2000 team that finished fifth. Stephanie Dobberfuh (74th), Eileen McAuslan (77th) and Maggie Roberts (137th) return, along with Abbey Kaknes and Jennifer Kraska. They were members of St. Charles' 1999 state-qualifying team but

sat out last season because of stress fractures.

**5. Lake Park:** A breakthrough season in 2000 should motivate the Lancers to improve on their fourth-place finish Downstate. Tara Noworul (56th), Jessica Wuellner (67th), Liz Tumminaro (76th) and Christie Ehrhardt (144th) give Lake Park experience. Coach Harvey Braus hopes sophomores Maddie Macejlik, Alison Braun and Kavita Hardy will complement the returning state qualifiers. "It wasn't just our varsity that was strong last year," Braus said. "We won almost every meet at the lower levels." **Best of the rest:** Palatine, Schaumburg, Lockport, Sandburg, Fremd.

## Top runners

Ashley Addair, sr., Waubonsie Valley  
Allison Billhardt, jr., York  
Katie Birn, jr., McHenry  
Lisa Bonistalli, so., Naperville North  
Colleen Byrne, jr., Majne West  
Alison Coren, so., Wheeling  
Carly Evans, sr., Glenbard East  
Nicole Feest, sr., Glenbard East  
Abbey Hartmann, so., Benet  
Kara Henry, jr., York  
Loryn King, sr., St. Viator  
Michele Lally, sr., Naperville North  
Becky Levine, jr., University High  
Jean Marinangeli, sr., Buffalo Grove  
Maggie Mathieson, jr., Lyons Township  
Leslie McCue, sr., Reed-Custer  
Dina Nacey, so., Reed-Custer  
Christina Nieto, sr., Larkin  
Erika Odlaug, sr., Deerfield  
Samantha Polock, jr., Wheaton North  
Tristan Rackow, jr., Lyons  
Sarah Radostits, so., Neuqua Valley  
Stephanie Simms, jr., Gardner-South  
Joanna Veth, sr., Naperville North  
Jessica Winter, sr., Wheaton W. South.

Marlen Garcia

# DAILY HERALD SEASON PREVIEW

## WEST SUBURBAN GOLD

### Addison Trail

Addison Trail

Coach: Kristen Olson (1st year)

Last year: 6th in WSGC

Key losses to graduation: Megan Bailey, Erin Greenan, Becky Junikas, Anna Jozefiak, Julia Kim, Debbie Panzarella.

Top returners: Lisa Bond, Jr.; Jenny McGreal, Jr.; Christina Borjon, so.; Seline Gonzalez, so.

Newcomers to watch: Laura Bohannan, fr.; Bonnie Moreau, fr.

Outlook: Please pardon the dust. It's a rebuilding year for the Blazers, who lost six senior runners to graduation and also have a new coach, Kristen Olson. But there is a reason for Olson, Addison Trail's fifth coach in five years, to be optimistic. Jr. Lisa Bond is running well along with others. As a whole, the team is working hard to get ready for the season. "We have a young team with a lot of potential," Olson said.

### Downers Grove South

Coach: Mike Arenberg (3rd year)

Last year: 1st in WSGC; 6th at Aurora East regional

Key losses to graduation: None

Top returners: Lauren Anderson, sr.; Zoe Kind, sr.; Vanessa King, sr.; Julie Patterson, sr.; Melissa Maltzer, Jr.; Laura Gravel, Jr.; Melanie Heckman, Jr.; Katie Picoi, Jr.; Amanda Kohler, so.

Newcomers to watch: Cassandra Walker, so.; Eileen Lapeta, fr.; Jacquelyn Lee, fr.; Sarah Suciarek, fr.

Outlook: Here's one habit that Downers South doesn't want to break: winning the

West Suburban Gold Conference. The Mustangs are out to three-peat as conference champs this season and have the talent to do that and much. Downers South didn't lose anyone from last year's team and will be led by state qualifier Melissa Maltzer, who is looking especially strong after an injury-free off-season. She looks to build on her 109th place finish at the state meet and help her team make it to the state finals for the first time since 1989. Arenberg also returns all-conference runners Zoe Kind, Ashley Jones, Katie Picoi, Melanie Heckman, Vanessa King and Lauren Anderson. "Our goal is to defend the conference title and qualify the team for state," said coach Mike Arenberg. "We want to pick things up one thing at a time. First, we went after the conference title. Now, it's time to go beyond that. We have a good first and second pack."

## Hinsdale South

Coach: Mike Madsen (22nd year)

Last year: 2nd in WSGC; 4th at Lockport regional; 14th at Rich East sectional

Key losses to graduation: Coleen Carr

Top returners: Kate Kaminski, sr.; Andrea Dennison, Jr.; Nicki Monaco, Jr.; Janet Pavese, Jr.; Kathleen Carr, so.; Laura Ganglichodo, so.; Bridget Hayes, so.; Nicole Johnson, so.; Nikki Rohner, so.

Newcomers to watch: Bethany Libby, Jr.; Laurie Sperlak, fr.

Outlook: Optimism abounds at Hinsdale South as it returns the core of the team that finished second in the conference last season. Leading the way are four all-conference runners - Andrea Dennison, Nicole Johnson, Kate Kaminski and Bridget Hayes. Sprinkle in some promising newcomers like freshman Laurie Sperlak and the Hornets hope to have all the ingredients in the recipe for success. "We hope to be competitive in the conference and get back to the sectional meet," said Hinsdale South coach Mike Madsen, whose squad hopes to continue its 22-year streak of top three finishes in the conference. "We'll have to see how these kids progress."

## Willowbrook

Coach: Margo Littlehale (24th year)

Last year: 2nd in WSGC; 6th at St. Charles regional

Key losses to graduation: Erica Cameriere

Top returners: Brittany Hoerdeman, sr.; Betsy King, sr.; Oliva Van Meter, Jr.; Katie Goetsch, so.; Julie Galba, so.

Newcomers to watch: Allison Piper, sr.; Marita Hyde, fr.; Jenny Syperski, fr.; Michelle Salter, fr.; Becca Thieme, fr.

Outlook: When you work hard, good things will happen. That's an underlying theme for Willowbrook this season as it looks to capture back the conference title from Downers South. It will be a battle. That's for sure. But the Warriors have a good mixture of veteran runners with some good younger kids and they have attitude. "They have a really positive attitude and are working hard," said Willowbrook coach Margo Littlehale. "Our first goal is winning conference. [Not winning the conference] the last two years is something that we don't like." Sr. Betsy King will spark the Warriors. Her confidence and positive outlook is sure to inspire her teammates. Littlehale will also get a lift from newcomer Allison Piper, a sr. soccer player who came out for the team for the first time and fr. Becca Thieme, who is showing her competitive spirit.

# Talent, turnout have Hornets thinking big

By **BILL STONE**  
SPORTS WRITER

Hinsdale South girls cross country coach Mike Madsen has just two seniors on the roster.

He also has his biggest — and most experienced groups — ever.

With nine returning letterwinners and lots of enthusiasm from 38 runners as of last week, the Hornets very well could have a big season — and not just numbers-wise. They open the season with the Hornet-Red Devil Invitational Saturday, Sept. 1, at Katherine Legge Memorial Park with the varsity girls race at 10:15 a.m.

"Thirty-four was our high-water mark two or three years ago and certainly it wasn't this early. And we usually add a few kids after the start of school," said Madsen, who is in his 21st season.

"Everybody was excited about coming back and seeing what they could do with another year of experience. It's almost like the whole thing is mushrooming. Girls see kids coming out and having success and that draws a few others in. We'll see where it goes."

Senior Kate Kaminski, junior Andrea Dennison and sophomores Nicole Johnson and Bridget Hayes earned All-West Suburban Conference Gold

Division honors last season by finishing among the top 16 at the conference meet.

Kaminski has been the Hornets' top sectional finisher each of the last three years and has continued to fight off chronic knee problems. In 1998, she missed a state-qualifying berth at sectionals by one place and 0.3 of one second.

In October, Kaminski can join Carrie Faber (1983-86) and Erika Coull-Parenty (1993-96) as the program's only four-time all-conference runners. Siao Linn Starkey, the other senior, is a third-year runner.

Dennison and Johnson are off to strong starts after being among the Hornets' top four runners at conference, regionals and sectionals with Kaminski and graduated Colleen Carr. Hayes earned the last all-conference spot in 2000.

Juniors Nicki Monaco and Janet Pavese and sophomores Kathleen Carr, Laura Gangichiodo and Nikki Rohner also are returning letterwinners.

Carr and Gangichiodo ran at sectionals and regionals and Monaco ran in place of an injured Hayes at sectionals. All three runners and Pavese were all-conference on the sophomore level in 2000.

Other varsity possibilities include juniors

## South cross country

Jenny Harmer, Loren Klecka, Bethany Libby and Krista McClain, sophomores Jill Bures, Christine Hoganson and freshman Laurie Sperlak. Klecka also was all-conference for the sophomores and Harmer, Bures and Hoganson were all-conference for the junior varsity. Libby is a first-time runner, and McClain returns after a one-year absence.

One reason for the large turnout is the recruiting by new assistant coach Lara Esko, a volunteer assistant last year who will be the new head girls track coach in the spring.

"She's real gung ho. The kids like her and respond to her coaching and encouragement," Madsen said.

The Hornets' second-place Gold finish to Downers Grove South in 2000 continued their streak of top-three conference finishes since 1979. Last year also was the first year they finished ahead of Willowbrook since 1986.

"I think we'll be very competitive within our conference. How we fare against some of the better competition remains to be seen," Madsen said. "It'll be interesting to see as the season goes on if we're better than last year."

# Dennison, Hornets see better times coming

By BILL STONE  
SPORTS WRITER

Hinsdale South junior cross country runner Andrea Dennison's rough journey Saturday actually showed just how far she's come.

Despite running without her training partner and falling during the race, Dennison still managed to finish a team-best 30th at the season-opening Hornet-Red Devil Invitational at Katherine Legge Memorial Park.

A rough day? Maybe. Yet Dennison, who covered the 2.5 mile-course in 16 minutes, 38.5 seconds, still improved upon her 2000 invite time of 18:00.3, when she took 15th on the sophomore level.

Dennison went on to become of the varsity's top runners and earn all-conference honors.

"I felt I was doing a lot better in practice. I just didn't really have it mentally today," Dennison said. "(Still) this is my best time on the course so far.

"I think this year I'm in the best shape, so hopefully this season will be really good. I think this will be my best season so far. I pretty much ran



Steve Johnston/The Doings

**Hinsdale South junior Andrea Dennison sprints for the finish line at Saturday's Hornet-Red Devil Invitational.**

all summer. Last summer, I only ran at the end. I came into this season in a lot better shape so that'll help a lot."

The Hornets (307 points) were 12th as senior Kate Kaminski also finished 38th (16:56.8), followed by juniors Loren Klecka (76th, 18:30),

Ashley Emmons (81st, 18:43.7) and Nicki Monacc (82nd, 18:45.4).

Hinsdale South coach Mike Madsen usually starts the season by keeping runners in their respective age groups. On Saturday, that meant while upperclassmen

Dennison and three-time all-conference runner Kaminski competed for the varsity, two other returning varsity all-conference runners, sophomores Nicole Johnson and Bridget Hayes, stayed on the sophomore level.

Johnson's 16:20.5 won the

## South cross country

sophomore race by eight seconds, and Hayes was 17th (17:22.6).

Since Dennison and Johnson run together at most practices, it's not surprising that Johnson's time would have contended for a top-20 varsity finish Saturday.

That's exactly where Dennison was in her race before she fell near the creek on the back part of the course.

"Once we start running together (in meets), it's going to help a lot because we'll have each other to work together," Dennison said.

Johnson said she was affected by Dennison's absence but used an incredible facsimile for her come-from-behind victory.

"(Assistant coach Lara Esko) told me to look at the back of their shoulder blades and try to catch up that way," Johnson said.

"I just kind of did that and pretended it was Andrea's shoulder blades because I'm pretty good with (recognizing) her shoulder blades. I'd rather run with her though."

# Hornets finally taste win over Willowbrook

BY BILL STONE  
SPORTS WRITER

How long had it been since the Hinsdale South girls cross country team has beaten Willowbrook in a dual meet?

Freshman Laurie Sperlak knows.

"I wasn't born yet. That's kind of crazy, though," Sperlak said with a laugh. "We've got a great team so I'm not surprised."

For the first time since 1986, the Hornets defeated Willowbrook in West Suburban Conference Gold Division dual action with a 20-38 victory Monday in Villa Park while also beating Proviso East 15-50.

Sophomore Nicole Johnson (15 minutes, 20 seconds) and junior Andrea Dennison (15:25) finished 1-2 on the 2.4-mile course, Kaminski (16:09) and sophomore Bridget Hayes (16:12) were fourth and fifth, Sperlak (16:31) and junior Nicki Monaco (16:33) were eighth and ninth, and sophomore Nikki Rohner (16:36) was 11th.

"That was a big one. I thought we had a chance to be successful, but this was even better than I hoped," Hinsdale South coach Mike Madsen said.

Last year the Hornets beat Willowbrook at the Gold Meet to tie for second in the final standings behind Downers Grove South. The Hornets and Mustangs race Monday, Sept. 24, at Katherine Legge Memorial Park.

Five Hornets improved their times from the 2000 conference meet at Willowbrook, including Johnson by 42 seconds and Rohner by 44.

"To be running as fast or much faster than conference in September is pretty encouraging. And these kids ran well at conference too," Madsen said.

Sperlak, a Gower Middle School graduate, made her Gold debut after missing the Sept. 10 triangular.

"I just never expected I'd do that well. We have so many good runners. I don't think I'd be as good if they weren't there," Sperlak said. "(I enjoy) just hanging out with all of the girls. The running? It's challenging, but you've got to do it."

Kaminski, the only senior on the varsity, is fighting off chronic knee injuries to contribute to the success.

"Even with my training, I'm not pushing myself that hard because it's not worth it and my knees hurt so much. Right now I'm just staying steady and running the hardest I can," Kaminski said.

On Saturday, the Hornets scored 21 points to finish second at the Minooka Invitational to Class A power St. Francis (11). The invite combines places from runners in seven flight races.

Johnson (15:46 for 2.5 miles) and Dennison (15:55) were fourth in the No. 1 and 2 flights, Kaminski (16:44) and Hayes (16:42) were third at No. 3 and 4, Sperlak (17:21) and

Rohner (17:34) were second at flights No. 5 and 6 and Kathleen Carr was third in flight No. 7 (17:31). Monaco (16:55) and Loren Klecka (17:24) were second and sixth in the open race.

On Sept. 10, the Hornets swept Morton 21-40 and Addison Trail 15-50 in Gold action at KLM. Johnson (16:53 seconds for 2.5 miles) and Dennison (17:04) were 1-2, and Kaminski (18:00), Hayes (18:11), Monaco (18:19), Rohner (18:32) and Carr (18:34) were fourth through eighth.

The Hornets took eighth at the Reavis Invitational (219) Sept. 8 with Dennison taking ninth (16:42 for 2.5 miles). Kaminski (17:45) was 28th, followed by Monaco (57th, 18:40), Klecka (59th, 18:48), Ashley Emmons (67th, 19:26), Krista McClain (76th, 19:58) and Janet Pavese (80th, 20:15).

The sophomore team took second with Johnson (16:46), Hayes (17:22) and Sperlak (17:33) second, fifth and seventh.

## Hinsdale South boys

Thanks to learning and improving from last season, Hinsdale South senior Mike Romano was able to gain more valuable lessons Saturday.

Romano wasn't just running in the No. 2 flight but took third to help the Hornets finished third at the Minooka Invitational. The meet combines scores from runners in seven flight races.

At last year's Minooka Invite, Romano was third in the No. 5 flight. He was going to run the No. 3 flight Saturday but moved up when injured No. 2 runner Brett Bucholz was switched to the No. 4 flight and then won his race.

"I kind of made a bad decision in the race, kind of going out too fast, but I hung in there pretty well," Romano said.

"I was a little bit nervous running the second flight, but I put myself in contention. I made a mistake but I've got to try things. I'd rather try things now than at the end of the season. Other than that, it was pretty cool to run the second flight."

Junior Chris Chiros covered the 3.0-mile course in 16:29 to take seventh in the No. 1 flight. Romano (16:52), junior Duke Begy (second in No. 3 flight, 16:53) and senior Bucholz (16:56) had similar times, juniors Ken Stachorek (17:34 in No. 5 flight) and Mike Cozzolino (17:57 in No. 7 flight) each finished fourth, and sophomore Jeff Bayers was sixth in the No. 6 flight (18:08).

Romano, who ran at regionals last year, improved his 2000 Minooka Invite time by 42 seconds primarily because of better off-season training.

"Basically I just kind of looked at it as a learning experience and thought, 'I've got one more year to get it done,'" Romano said.

"I'm looking at things a little different. I had kind of a

## South cross country

negative outlook last year. I've got more confidence and more focus and dedication to the team aspect. I kind of feel like I have a duty to the team."

On Monday, Hinsdale South beat Willowbrook 16-45 and Proviso East 15-50 in Villa Park to move to 4-0 in the Gold set up a showdown with Downers South Monday, Sept. 24 at KLM. The Hornets and Mustangs shared last year's overall title.

Chiros (16:28 for 3.0 miles), Bucholz (16:48), Romano (16:54) and Begy (17:06) swept the top four spots. Stachorek (17:53) and Pat Soloria (18:05) were eighth and ninth.

On Sept. 11, the Hornets topped Morton 23-36 and Addison Trail 15-49 behind a strong pack of Chiros (16:31 for 3.0 miles), Romano (16:41) and Bucholz (16:59) second through fourth. Begy was sixth (18:44), and Stachorek (18:03) and Bayers (18:06) were eighth and ninth.

On Saturday, the boys finished seventh at the Reavis Invitational (186 points). The Hornets lost a sixth-runner tiebreaker with Bremen for sixth place.

Chiros took eighth (16:32), followed by Bucholz (17:02) and Romano (17:04) in 25th and 26th, Stachorek (55th, 18:05), Samuel Rivier (72nd, 18:40), Prashant

Domthamsetti (113th, 21:40) and Craig Miller (117th, 22:30).

# Hornets get swept in Gold showdowns

By BILL STONE  
SPORTS WRITER

On Monday, Hinsdale South senior Brett Bucholz didn't look like a cross country runner who has been battling tendinitis in his left knee.

That's because the Hornets were battling rival Downers Grove South with the West Suburban Conference Gold Division lead on the line.

Although Bucholz turned in a career-best time on his home course for second place, the Hornets lost the showdown 26-30 at Katherine Legge Memorial Park.

"It's kind of surprising because I didn't run at practice this week. I ended up basically just doing the warmups and helping out to motivate my teammates," said Bucholz, who covered the 3.0 miles in 16 minutes, 21 seconds, just five seconds behind the Mustangs' William Potempa.

"We're pretty much happy with the performances. We thought (the final score) would come down to a point, like last year."

The Hornets' Chris Chiros (16:32) and Duke Begy (16:42) were fourth and fifth, Mike Romano was eighth (17:08), Jeff Bayers was 11th (17:24) and Ken Stachorek (17:38) and Pat Soloria (17:50) were 13th and 14th.

Like last year, the Hornets still have a chance to share the overall title with the Mustangs. Since the overall title is a 50-50 combination of regular-season and conference meet standings, the Hornets can share the overall title by beating the Mustangs at the Gold Meet Oct. 13 at Proviso East.

In 2000, Hinsdale South beat Downers South by eight points at the Gold Meet to force co-champions after losing the dual meet 27-28.

"It was close (Monday), as I knew it would be. We just came up a little short," Hinsdale South coach Dave Jackson said. "Brett Bucholz stepped it up really nicely, and Duke Begy did a really nice job. We ran very well as a team but not well enough. We're running hugely better than at our invitational just 2 1/2 weeks ago."

Downers South's No. 3 and 4 runners finished 20 and 15 seconds ahead of the Hornets' No. 4 runners. The Mustangs' 5 and 6 runners finished 11 and three seconds ahead of the Hornets No. 5 finisher.

"I think we'll match up pretty well there (at the Gold Meet). It's going to be another tight one, come down to points," Bucholz said. "All it will take is a couple of guys to step it up and doing what's got to be done."

## South cross country

### Girls cross country

Now that she isn't working, Hinsdale South sophomore Nicole Johnson is really doing the job on the cross country scene.

Although the Hornets lost their dual with Downers South 19-42 Monday for the Gold lead, Johnson ran her fastest time on the 2.5-mile home KLM course.

Johnson (18:12) and Andrea Dennison (18:30) were fourth and fifth, followed by Laurie Speriak (17:24), Kate Kaminiski (17:33), Nikki Rohner (17:58) and Nicki Monaco (18:15) in 10th through 13th. The Hornets competed without two varsity regulars, No. 3 runner Bridget Hayes (illness) and Kathleen Carr (back spasms).

Johnson improved her best KLM time by eight seconds to close on the program-best time of 16:04 for the recently extended course by Colleen Amish in 1999.

Why has Johnson improved this year?

"I've been at all of the practices because I didn't have work. Last year, I was working and I'd miss like two days of practice a week," Johnson said.

"I kind of decided that I didn't like working so I didn't do it. This year, I'm running better because. I'm staying up with Andrea, whereas last year in practice she'd be up farther. I think that helps a lot, having someone to run with."

Despite Monday's loss, the Hornets should continue their streak of top-three conference finishes every year since 1979. But they can earn a share of their first Gold title if they beat Downers South at the Gold Meet Oct. 13.

The Hornets saw some progress Monday from tying for second in the Gold last year behind the Mustangs. Although the final score was similar to last year's 19-41 dual loss, Downers South is considerably stronger this season with a No. 9 ranking in Class AA this week by Illinois Prep Top Times newsletter.

"Everyone always says they're the top runners in the state pretty much and they usually have people who go downstate," Johnson said. "I thought we did really good as a team because Andrea and I were fourth and fifth. Last year, we were way behind them in the race. And I mean way behind them."

Johnson wasn't behind too many people Saturday at the Bartlett Invitational. She finished fourth (16:58.39 for 2.5 miles) to help the Hornets finish third (70) in their first appearance at the meet.

TIME OUT



A soccer player while at Cass Junior High, Callan broke Hinsdale South's season PAT record with 41 last year and surpassed Marty Luxmore's 1980-91 career mark of 44 the second game of this season.



# Kaminski races into Hornets' record book

By BILL STONE  
SPORTS WRITER

Hinsdale South senior Kate Kaminski keeps hurting, but she keeps on running.

And she keeps on achieving. On Saturday, Kaminski added her name to the Hornets' cross country history by earning all-conference honors for the fourth time at the West Suburban Conference Gold Division Meet Saturday at Proviso East.

## South cross country

Despite her chronic knee problems exacerbated by the hilly course, Kaminski earned one of the 16 spots by finishing 13th. Carrie Faber (19:53-86) and Erika Coull-Parenty (19:03-96) are Hinsdale South's only other four-time all-conference runners in the 22-year history of the program.

"I've worked hard for it, even when I haven't wanted to run just because of my knees. It wasn't easy getting it because the easy way would have been to stop running altogether," Kaminski said.

"Even though I would have liked to be higher, maybe eighth or ninth, I know that's hard with my knees, especially on that course. Just getting all-conference was really my goal and I got it. Even from the other schools, most girls don't all-conference all four years. That's special in itself."

Junior Andrea Dennison (17 minutes, 43 seconds for 2.59 miles) and sophomore Nicole Johnson (17:46) were third and fourth for the Hornets, followed by sophomore Bridget Hayes (12th, 18:28), Kaminski (18:33), freshman Laurie Speriak (18th, 19:07), junior Nicki Monaco (22nd, 19:24) and sophomore Nikki Rohner (23rd, 19:24). Dennison, Johnson and Hayes, became the ninth, 10th and 11th Hornets in program history to earn all-conference at least twice.

The effort earned the Hornets (50 points) a strong second to Downers Grove South (28) and second in the overall standings to continue their streak of top-three conference finishes since 1978.

Now the Hornets will try to get out of a tough field at their Hinsdale South Regional at 10:45 a.m. Saturday, Oct. 20, at Katherine Legge Memorial Park. Only the top five teams advance to the Rich East Sectional Oct. 27.

"It was miserable conditions and I felt like we ran in the normal Hornet tradition. We've always run very well in our conference meets and we did it again," said Hinsdale South coach Mike Madsen.

Dennison and Johnson, who were fifth and 12th in last year's Gold



Steve Johnson/The Downs

**Hinsdale South sophomore Nicole Johnson finished fourth at Saturday's West Suburban Conference Gold Division Meet.**

Meet, had been beaten by three runners Downers South in the teams' dual Sept. 24.

"I thought I was going to come out of that race was at least sixth. During part of the race, Nicole and I were sixth and seventh but we ended up moving up throughout the race," Dennison said. "I've been lately falling more behind Nicole (in races). We run in practices together. After this race, it's totally boosted my confidence."

Hayes improved from getting the 16th and final all-conference spot last year.

"Last year I know I was on the cusp of (all-conference). I was very pleased, especially with the whole team," Hayes said. "Kate really pushed me because she was ahead of me the whole time. I really wanted her to get it more than anyone because for four years, that's a pretty big thing."

# South gets job done to advance to sectional

By KEN RYAN  
STAFF WRITER

Hinsdale South junior Andrea Dennison was not surprised at all that she ran a personal-best course time Saturday at Katherine Legge Memorial Park.

In fact, she expected it.

"Just knowing that (the Hinsdale South Regional) was really close and that every place counted made me work my hardest," Dennison said. "I really wanted us to make it to the sectional."

Mission accomplished.

Dennison finished 13th in 16 minutes, 7 seconds on the 2.5-mile course to help lead the Hornets to a fifth-place finish at Saturday's Hinsdale South Regional and a spot in the Rich East Sectional at noon Saturday, Oct. 27, in Park Forest.

The top five teams and top five individuals not on an advancing team move on to the sectional. Naperville

North (30), Lockport (61), Naperville Central (68), Neuqua Valley (97) and Hinsdale South (134) were the advancing teams.

Sophomore Nicole Johnson (11th, 16:03) was the Hornets' top finisher, while sophomore Bridget Hayes (34th, 17:02), junior Nicki Monaco (37th, 17:17), senior Kate Kaminski (39th, 17:22), freshman Laurie Sperlak (45th, 17:46) and sophomore Nikki Rohner (50th, 18:16) followed for Hinsdale South.

"I wanted to finish in the top 10 and I got 11th, so I wasn't far from my goal," Johnson said. "My legs got a little tired going up the hills, so I didn't do as well as I wanted, but I still got my best time on this course, so I'm happy."

Kaminski, who finished 13th at the West Suburban Conference Gold Division Meet Oct. 13 to earn all-conference honors for the fourth time, had a rough time Saturday.

"It was a tough day for Kate," Hinsdale South coach Mike Madsen said. "She had a fall a couple of days ago when we were running on the roads and really beat up her already bad knee. She got out well, but she just couldn't hold it. Her knees were killing her out there."

Monaco's performance was a big boost for the Hornets.

"Nicki Monaco ran a real good race for us," Madsen said. "Nicole and Andrea, our girls up front, always do well, but Nicki really stepped up a lot. She was our No. 4 runner, which would not be expected."

Madsen expected his team to finish anywhere from fourth to sixth Saturday and is just glad his team is moving on.

"I was hoping we could be close to Neuqua Valley," Madsen said. "But I knew we had to run real well. I figured it would probably come down to us and Lemont (161), which is exactly what

## Cross country

happened. Our two high finishers were enough to make the difference."

The Hornets will be without Kaminski at the sectional. She will be taking her ACT test.

"We'll just run our youngsters and get what we get. It'll be a good experience for them that will carry over to the future. We have a couple of kids that definitely have a shot (at state) if they have a really good day as individuals, as well as whatever might happen as a team. So we'll see how it goes."


The top five teams at the sectional and the top seven runners not among those teams qualify for the Class AA state meet Nov. 3 in Peoria.

"Anything can happen when you get to sectionals," Dennison said. "So hopefully we can all work really hard together and hopefully move on to state, but it's going to be a challenge."

in a similar pattern one season. Hinsdale South (14-22), which won five of its last six regular-season matches, played right with an opponent only to come up short at the end.

The first game was tied 9-9 before the Dukes (26-8) notched the final six points to pull out the win. Hinsdale South led 4-0 and trailed just 12-11 in the second game, but once again, wasn't able to finish off the game.

"We're always right there," said Skala, who will continue her volleyball career at the University of Maryland-



Hinsdale South junior outside hitter Nikole Tingos (4) goes up for a kill this season.

Scott Hardesty/The Doings

holes in our defense, but other than that we played so hard. It was an up-and-down season for us."

Skala paced Hinsdale South with five kills, while Bertini (12 assists), Lauren Pierce (3 kills), Nikole Tingos (2 kills, block) and Trish Schroeder (2 kills) also played well.

Sophomore Laura Bresnahan (6 kills) and senior Mo Troller (5 kills) paced York, which lost to No. 4 seed Wheaton South 15-12, 15-9 Saturday in the regional final.

# Hornets' Johnson runs, kicks way to state

BY BILL STONE  
SPORTS WRITER

Hinsdale South sophomore Nicole Johnson will be missing her upcoming her club soccer game with the Under-16 Darien Daredevils.

That's because she is making her first trip to the Class AA state cross country meet.

Johnson will be the Hornets' first representative since 1996 after finishing 19th at the Rich East Sectional to earn the fifth of the seventh individual qualifying spots for runners not among the five advancing teams. The Class AA state race is at 11 a.m. Saturday, Nov. 3, at Peoria's Detweiller Park.

"I was just really happy that I made it to state. I wasn't really sure. (I found out) about five minutes before the awards ceremony," said Johnson, who covered the 2.5 miles in 15 minutes, 58 seconds.

"It was nerve-wracking. I was wondering if I made it or not. I was just trying to run my best race and see what happened. It was exciting because it has just been a while (for our program)."

The Hornets finished ninth as a team (231 points). Following Johnson were junior Andrea Dennison (33rd, 16:15), sophomore Bridget Hayes (63rd, 16:49), freshman Laurie Sperlak (64th, 16:51), junior Nikki Monaco (67th, 16:58) and sophomores Nikki Rohner (81st, 17:20) and Kathleen Carr (95th, 17:42).

The Hornets were 12th at sectionals last year with Johnson, Dennison, Monaco and Carr in that lineup. Senior Kate Kaminski missed sectionals to take the American College Test.

"I felt if we got somewhere in the top 10, that was

a pretty good day. And we ran no juniors and no seniors so the future looks encouraging," Hinsdale South coach Mike Madsen said.

At last year's sectional, Johnson was 72nd. This season, Johnson does not have a job, which often forced her to miss practices last season. And despite soccer, Johnson has been able to coordinate the two schedules.

On Saturday, Johnson actually had a little time to celebrate before her soccer game at 5 p.m. in Schaumburg.

"I stayed for the awards ceremony, but after that I left and went home with my dad. (My soccer teammates) all just didn't know if I was going to make or it, and they were happy for me," Johnson said.

"Usually practice gets out before the other one starts, so I'm a little rushed but I usually make it. Sometimes I just can't make it to one of my soccer games, but mostly I'll try if I can."

"This year's she running full time and doing double duty with soccer," Madsen said. "Most of our Saturday meets, she's gone right to a soccer game and at least once a week she's leaving to go to soccer practice. And she's still keeping good grades. She's still managing to balance everything out."

Saturday's only major disappointment was Dennison missing the last individual qualifying spot by 10 overall places and nine seconds after she and Johnson have been almost an inseparable pair in races and practices.

Dennison will accompany Johnson and the coaching staff on the downstate trip.

"I feel I've improved a lot. I'm just really disappointed," Dennison said. "I don't think I did (run

## Cross country

well). I should be going down there. I'm really happy Nicole made it. She deserves it."

"I wish Andrea had made it with me," Johnson said. "I don't think I could have done it without her because she's always right there running with me. If I were by myself, it would be harder because I wouldn't have somebody pushing me."

Lyons Township (118 points) earned the fifth and final qualifying spot at the Niles West Sectional Saturday, just ahead of Hinsdale Central (124), to achieve three consecutive berths for the first time in program history.

Senior Maggie Shea and junior Ilsa Danielson were 12th and 13th for the Lions in 15 minutes, 40 seconds for 2.5 miles, followed by Sarah Andrysiak (28th, 16:05), junior Maggie Mathieson (31st, 16:10), freshman Brittany Sasek (40th, 16:21), senior Katie Elwood (57th, 16:40) and sophomore Jessica Kelly (72nd, 16:51).

Hinsdale Central junior Jordan Laney (6th, 15:28) advanced by being among the seven highest finishers not among the advancing teams. Junior Kim Freking was 18th (15:50), followed by freshman Jessica Roper (22nd, 15:58), freshman Danyelle Somerfield (39th, 16:18), sophomore Meghan Bates (45th, 16:28), junior Christina Freking (93rd, 17:12) and sophomore Linda Seliga (96th, 17:14).

Kim Freking, a first-year cross country runner, was edged by Fenwick freshman Cailley Chakeen by one second for the last individual state qualifying spot.

# South sophomore Johnson ends good run at State meet

By BILL STONE  
DOINGS SPORTS WRITER

Hinsdale South sophomore girls cross country runner Nicole Johnson enjoyed her first Class AA state experience all the way down to the perks while staying at Jumer's Castle.

Johnson also learned and saw plenty during her 119th-place finish Saturday at Detweiller Park in Peoria. With five teams and seven individuals added to the field by another qualifying sectional, the state meet was the biggest ever with 32 teams and 269 finishers.

"I was really nervous at first before the race because it's so big out here and there's a lot of people," said Johnson, who covered the 2.5-mile course in 15 minutes, 53 seconds as Hinsdale South's first state qualifier since seniors Erika Coull-Parenty and Dalia Wenckus in 1996.

"(I've learned) maybe not to always go out really fast with the crowd but not to go out too slow either. You've got to get out at a good speed. It was a good overall season. My goal was just to get to the state meet at the beginning of the season so I was really excited when I did."

Lyons Township finished 16th (410 points) in an unprecedented third consecutive state trip as a team.


Senior Maggie Shea and junior Ilsa Danielson finished 36th (15:15) and 41st (15:19) for the Lions, followed by junior Sarah Andrysiak (132nd, 15:58), freshman Brittany Sasek (167th, 16:12), senior Katie Elwood (176th, 16:16), junior Maggie Mathieson (181st, 16:18) and senior Susan Keller (186th, 16:20). Shea, Danielson, Elwood and Mathieson were part of last year's lineup that finished a program-best third at state.

## Cross country

Hinsdale Central junior Jordan Laney finished 100th (15:46) in her second straight trip. Laney was 106th in 2000 to help the Red Devils finish a program-best seventh at state.

In the Class AA boys race, Hinsdale Central junior Alan Jackson was 75th (15:42 for 3.0 miles) as the program's first individual state qualifier since 1992. The Red Devils qualified for state as a team in 1997.

LT was 25th (577) in its third straight state trip as a team. Junior Alex Yount was 102nd (15:53), followed by sophomore Brad Topol (164th, 16:16), senior Jeff Smith (165th, 16:16), seniors Bob Trompeter (172nd, 16:19) and Dan Pals (173rd, 16:19) and juniors Dan Douglas (199th, 16:28) and Eugene Marino (214th, 16:35).



Steve Johnston/The Doings

Hinsdale South sophomore Nicole Johnson (left) holds off Prospect junior Kate Burnton as they charge for the finish line in Saturday's Class AA girls state cross country meet.

## Student Faculty Alumni Handicap Run, 8/25/01, 2 miles

Place	Name	Team	Actual Time				
1.	Kempa	P	18:53	50.	Bures	S	15:25
2.	Konieczny	P	16:20	51.	Poon	S	12:29
3.	Bradish(Bush)	A	14:21	52.	Rivier	S	12:29
4.	Jackson	F	12:50	53.	Balachandran	S	14:30
5.	Madsen	F	14:21	54.	Cozzolino	S	12:38
6.	Kurzydlo	A	12:14	55.	Hoganson	S	15:44
7.	Sperlak	S	14:25	56.	Gangi	S	15:45
8.	Schuch	P	17:11	57.	Vichaikul	A	13:08
9.	Pavese	P	14:31	58.	Conev	S	15:49
10.	Leung	P	15:26	59.	Ahlborn	S	16:03
11.	Schuch	A	13:32	60.	Bayers	P	17:45
12.	Dennison	S	13:14	61.	Pavese	S	16:17
13.	Wheeler	A	10:48	62.	Rohner, R	S	16:37
14.	Johnson	S	13:21	63.	Starkey	S	17:04
15.	McLaughlin	S	15:25	64.	Higgins	S	17:05
16.	Peltason	S	15:28	65.	Sullivan	S	19:50
17.	Malloy, T	F	15:12	66.	Dusek	S	17:50
18.	Malloy, R	F	15:13	67.	Blumke	P	20:31
19.	Klecka, L	S	15:36	68.	Kulkarni	S	20:59
20.	Holy	A	11:31	69.	Polanic	S	21:34
21.	Chiros, C	S	10:45		Sizemore	S	8:39**
22.	Cao	S	12:46				**1.25 miles
23.	Bucholz	S	10:53				
24.	Leung	S	13:00				
25.	Mussatti	A	13:14				
26.	Kempa, L	P	17:05				
27.	McClain	P	15:40				
28.	Esko	F	13:32				
29.	Lampignano	S	13:31				
30.	Soloria	S	12:14				
31.	Christenson	S	16:15				
32.	Gauthier	S	13:27				
33.	Laude	S	13:28				
34.	Costa	S	16:30				
35.	Yang	S	13:32				
36.	Butler	S	12:34				
37.	O'Connell	S	16:37				
38.	Carr	P	15:48				
39.	Romano	S	11:41				
40.	Chiros, D	S	13:42				
41.	Begy	S	11:45				
42.	Haddad	S	13:46				
43.	Bayers	S	11:58				
44.	Donthamsetti	S	14:04				
45.	Kempa	A	12:52				
46.	Chiu	S	14:16				
47.	Kathleen	S	15:19				
48.	Klecka, L	S	15:19				
49.	Rohner, N	S	15:23				

### Team Scores

1. Parents	30
2. Alumni	53
3. Students	64
4. Faculty	69



# Kreppert Kompusport Software

Computerized Sports Timing & Scoring

Home

Up

Search

Contents

Feedback

## Girls Varsity

Boys F1

Girls F1/50

Boys Varsity

Girls Varsity

Boys 50

Girls JV

Individual Results  
 Final Team Standings (by points)  
 Final Team Standings (by time)

## 2001 Hornet - Red Devil Invitational

September 1, 2001  
 Girls Varsity  
 2.5 miles

### RACE RESULTS

Course record is 0:14:45.4 by Christin Wurth of Bloomington on September 4, 1998

Place	School	Name	Time
1	Glenbard East	Nicole Pecot (Sr)	0:14:49.5
2	Glenbard East	Carly Evans (Sr)	0:15:23.1
3	Naperville Central	Laura Thompson (Sr)	0:15:26.8
4	Glenbard East	Vanessa Menze (Sr)	0:15:29.9
5	Palatine	Stephanie Abram (So)	0:15:32.0
6	Palatine	Suzanne Turner (So)	0:15:32.7
7	Naperville Central	Lisa Gistis (Jr)	0:15:34.3
8	New Trier	Kristen Heltzinger (Sr)	0:15:39.7
9	Hinsdale Central	Jordan Laney (Jr)	0:15:42.2
10	Minooka	Maegan Zarley (So)	0:15:45.6
11	Minooka	Erica Norton (So)	0:15:46.0
12	Palatine	Shane Evans (Jr)	0:15:51.9
13	Hinsdale Central	Jessica Roper (Fr)	0:15:54.1
14	Hinsdale Central	Kimberly Freking (Jr)	0:15:55.4
15	Glenbard East	Laura Gajewski (Fr)	0:15:57.6
16	Hinsdale Central	Linda Seliga (So)	0:16:00.1
17	Glenbard East	Stephanie Klenotich (Jr)	0:16:08.8

18	Bloomington	Whitney Mays (So)	0:16:12.1
19	Neuqua Valley	Andrea Kruszka (Fr)	0:16:14.9
20	Palatine	Cheryl Briggs (Jr)	0:16:15.4
21	Niles West	Erica Kim (Sr)	0:16:19.0
22	Evanston Township	Kudraiz Mutass (Sr)	0:16:25.7
23	Glenbard East	Cella Goodwin (Sr)	0:16:28.1
24	Evanston Township	Sara Raleigh (So)	0:16:29.1
25	Wheaton-Warrenville South	Tracey Bastiaans (Sr)	0:16:29.5
26	Palatine	Lauren Brosio (Sr)	0:16:30.8
27	Wheaton-Warrenville South	Katie Krieg (Sr)	0:16:35.6
28	Niles West	Cathy Kowalczyk (Jr)	0:16:36.0
29	Minooka	Katie Hofer (So)	0:16:36.8
30	Hinsdale South	Andrea Dennison (Jr)	0:16:38.5
31	Bloomington	Maureeca Lambert (Jr)	0:16:39.5
32	Neuqua Valley	Tristin Kellogg (Jr)	0:16:42.2
33	Neuqua Valley	Lauren Chirico (Sr)	0:16:46.8
34	Naperville Central	Patricia Spatz (Jr)	0:16:48.5
35	Hinsdale Central	Meghan Bates (So)	0:16:49.7
36	Palatine	Marisa Lancaster (Sr)	0:16:53.9
37	Homewood-Flossmore	Samantha Ray (Sr)	0:16:55.6
38	Hinsdale South	Kate Kaminski (Sr)	0:16:56.8
39	Evanston Township	Caroline Gaymore (Sr)	0:16:57.8
40	Glenbard East	Dena Baldauf (So)	0:16:58.5
41	Evanston Township	Louisa Bigalow (Sr)	0:16:59.2
42	Naperville Central	Christina Callan (Jr)	0:17:00.4
43	Naperville Central	Susan Stamm (Jr)	0:17:00.9
44	Reavis	Ashley Schmidt (So)	0:17:01.8
45	Naperville Central	Maureen Mohan (Jr)	0:17:03.5
46	New Trier	Lauren DesRoiser (So)	0:17:11.5
47	Evanston Township	Emma Spehar (So)	0:17:13.3
48	New Trier	Amy Shapiro (Jr)	0:17:14.3
49	Wheaton-Warrenville South	Amy Witt (Sr)	0:17:16.1
50	Niles North	Stephanie Ng (Sr)	0:17:17.1
51	Niles West	Dorrine Bella (Jr)	0:17:18.0
52	Wheaton-Warrenville South	Katelyn Wallace (Jr)	0:17:24.4
53	Hinsdale Central	Lauren Cole (Jr)	0:17:25.5
54	Neuqua Valley	Jen Flaskota (Jr)	0:17:28.2
55	New Trier	Lindsay Peters (Sr)	0:17:28.4
56	Niles West	Lori Sahakian (Sr)	0:17:36.9
57	Neuqua Valley	Robyn Brazzil (Jr)	0:17:41.7
58	Bloomington	Ali Vandorn (Jr)	0:17:42.0
59	Wheaton-Warrenville South	Meghan Korol (Sr)	0:17:47.3
60	New Trier	AnnaLaura Morgan (Sr)	0:17:48.1
61	New Trier	Emily Peterson (Sr)	0:17:50.1
62	Evanston Township	Marise Brown (Sr)	0:17:55.5
63	Minooka	Megan McDonald (So)	0:17:56.0
64	Bloomington	Allison Reu (So)	0:17:56.8
65	Bolingbrook	Jackie Olson (So)	0:17:58.0
66	Niles West	Chizu Rivera (Sr)	0:18:01.8
67	Homewood-Flossmore	Heather Marcinski (Sr)	0:18:03.0
68	Bloomington	Sam Lininger (So)	0:18:05.1
69	Niles West	Chantelle Padilla (Fr)	0:18:09.5
70	Evanston Township	Alyssa Yokota-Lewis (So)	0:18:10.8
71	Neuqua Valley	Liz Hubbard (Jr)	0:18:12.5
72	Elgin Larkin	Natalie Gootee (Sr)	0:18:13.2
73	Naperville Central	Dana Zimmie (Sr)	0:18:17.1
74	New Trier	Zoe Ray (So)	0:18:19.2
75	Neuqua Valley	Bovard Lynn (Fr)	0:18:27.9
76	Hinsdale South	Loren Klecka (Jr)	0:18:30.0
77	Niles West	Karen Hohs (Sr)	0:18:31.0
78	Niles North	Karen Stene (Sr)	0:18:31.5
79	Niles North	Tecnika Fernando (Fr)	0:18:32.3
80	Homewood-Flossmore	Ami Opara (Jr)	0:18:35.9
81	Hinsdale South	Ashley Emmons (Jr)	0:18:43.7
82	Hinsdale South	Nicki Monaco (Jr)	0:18:45.4
83	Niles North	Eva Negussie (Jr)	0:18:46.9

84	Homewood-Flossmore	Brigid Burt (Sr)	0:18:55.5
85	Bloomington	Kelly Tindall (Jr)	0:18:56.0
86	Niles North	Carrie Ost (Sr)	0:19:06.7
87	Reavis	Katie King (Sr)	0:19:08.3
88	Wheaton-Warrenville South	Kathryn Goier (Sr)	0:19:11.8
89	Homewood-Flossmore	Angela Lambert (Jr)	0:19:14.3
90	Minooka	Shalini Gogawale (Jr)	0:19:17.2
91	Wheaton-Warrenville South	Jennifer Jordan (Sr)	0:19:17.5
92	Reavis	Katie McGuire (Sr)	0:19:19.6
93	Niles North	Julie Cook (Jr)	0:19:20.5
94	Minooka	Kelly Caruso (Jr)	0:19:29.5
95	Niles North	Sasha Ilkevitch (Sr)	0:19:36.2
96	Reavis	Jenna Tabor (Sr)	0:20:28.5
97	Homewood-Flossmore	Stephy Meyer (Sr)	0:20:42.3
98	Bolingbrook	Becka Mata (Jr)	0:20:59.5
99	Bloomington	Missi Clark (Sr)	0:21:08.9
100	Bolingbrook	Katrina Jefferson (Jr)	0:21:55.2
101	Reavis	Priscilla DeLeon (Sr)	0:22:48.1
102	Reavis	Kellie Beltz (Sr)	0:28:16.8

Program (C) 1985-2001 Fred Kreppert, Yorkville, IL (630) 553-7245 fred@kompusport.com  
 Results by Kreppert Kompusport Software, Yorkville, IL http://www.kompusport.com

## FINAL TEAM STANDINGS:

Place	School	Score	Scoring Places						
1	Glenbard East	39	1,	2,	4,	15,	17,	23,	40
2	-Palatine	69	5,	6,	12,	20,	26,	36	
3	-Hinsdale Central	87	9,	13,	14,	16,	35,	53	
4	-Naperville Central	129	3,	7,	34,	42,	43,	45,	73
5	(Evanston Township)	173	22,	24,	39,	41,	47,	62,	70
6	-Neuqua Valley	195	19,	32,	33,	54,	57,	71,	75
7	-Minooka	203	10,	11,	29,	63,	90,	94	
8	-Wheaton-Warrenville South	212	25,	27,	49,	52,	59,	88,	91
9	(New Trier)	217	8,	46,	48,	55,	60,	61,	74
10	-Niles West	222	21,	28,	51,	56,	66,	69,	77
11	-Bloomington	239	18,	31,	58,	64,	68,	85,	99
12	-Hinsdale South	307	30,	38,	76,	81,	82		
13	-Homewood-Flossmore	357	37,	67,	80,	84,	89,	97	
14	-Niles North	376	50,	78,	79,	83,	86,	93,	95
15	-Reavis	420	44,	87,	92,	96,	101,	102	
16	-Bolingbrook	469	65,	98,	100,	103,	103		
17	-Elgin Larkin	484	72,	103,	103,	103,	103		

Program (C) 1985-2001 Fred Kreppert, Yorkville, IL (630) 553-7245 fred@kompusport.com  
 Results by Kreppert Kompusport Software, Yorkville, IL http://www.kompusport.com

## FINAL TEAM STANDINGS: (by total team time)

Place	School	Score	Avg	Diff	Scoring Times										
1	Glenbard East	77:46	15:33	1:19	14:49,	15:23,	15:29,	15:57,	16:08,	16:11					
2	Palatine	79:40	15:56	0:58	15:32,	15:32,	15:51,	16:15,	16:30,	16:11					
3	Hinsdale Central	80:20	16:04	1:07	15:42,	15:54,	15:55,	16:00,	16:49,	17:11					
4	Naperville Central	81:48	16:22	1:34	15:26,	15:34,	16:48,	17:00,	17:00,	17:01					
5	Evanston Township	84:03	16:49	0:48	16:25,	16:29,	16:57,	16:59,	17:13,	17:11					
6	Neuqua Valley	84:51	16:58	1:27	16:14,	16:42,	16:46,	17:28,	17:41,	18:11					
7	New Trier	85:20	17:04	2:09	15:39,	17:11,	17:14,	17:28,	17:48,	17:11					
8	Minooka	85:20	17:04	3:32	15:45,	15:46,	16:36,	17:56,	19:17,	19:11					
9	Wheaton-Warrenville South	85:31	17:06	1:18	16:29,	16:35,	17:16,	17:24,	17:47,	19:11					
10	Niles West	85:50	17:10	1:42	16:19,	16:36,	17:18,	17:36,	18:01,	18:11					



# 2001 Hornet - Red Devil Invitational

September 1, 2001  
Girls Fr/So  
2.5 miles

## RACE RESULTS

Course record is 0:16:32.9.0 by Amy Witt of Wheaton-Warrenville South on September 4, 1999

Place	Overall Score	School	Name	Time
1	1	Hinsdale South	Nicole Johnson (So)	0:16:20.5
2	2	Palatine	Stephanie Riemer (So)	0:16:28.5
3	3	Palatine	Ruth Benea (So)	0:16:42.0
4	4	Hinsdale Central	Brittany Girgis (Fr)	0:16:48.0
5	5	Hinsdale Central	Margaret Barr (So)	0:16:48.3
6	6	New Trier	Anne Shae (Fr)	0:16:49.4
7	7	Hinsdale Central	Audrey Evans (So)	0:17:00.7
8	8	Glenbard East	Erin Dextl (So)	0:17:03.5
9	9	Naperville Central	Christina Beaird (Fr)	0:17:07.5
10	10	Hinsdale Central	Alaina Lasinski (Fr)	0:17:08.8
11	11	Palatine	Audrey Kimbrell (So)	0:17:12.3
12	12	Hinsdale Central	Mandy Letizia (So)	0:17:15.3
13	13	Palatine	Amanda McNulty (So)	0:17:16.0
14	14	Elgin Larkin	Lindsey Balsis (So)	0:17:17.3
15	15	Palatine	Nicole Schlosser (So)	0:17:19.2
16	16	Naperville Central	Angela Stafford (Fr)	0:17:19.7
17	17	Hinsdale South	Bridget Hayes (So)	0:17:22.6
18	18	Naperville Central	Amy Mengel (So)	0:17:25.5
19	19	Palatine	Danait Araia (So)	0:17:26.0
20	20	Naperville Central	Amanda Somers (Fr)	0:17:26.4
21	21	Wheaton-Warrenville South	Katie Savage (Fr)	0:17:29.2
22	22	Naperville Central	Megan Marini (Fr)	0:17:31.7
23	23	Evanston Township	Frannie Lacuzzi (So)	0:17:45.5
24	24	Palatine	Kaitlen Hamlen (Fr)	0:17:47.3
25	25	Naperville Central	Sarah Vorderer (Fr)	0:17:54.4
26	26	Hinsdale Central	Esther Yi (Fr)	0:17:57.0
27	27	Hinsdale South	Laurie Sperlak (Fr)	0:17:57.9
28	28	Hinsdale Central	Danyelle Somerfield (Fr)	0:17:59.1
29	29	Hinsdale South	Nikki Rohner (So)	0:17:59.9
30	30	Glenbard East	Amy Petersdorf (Fr)	0:18:00.4
31	31	Wheaton-Warrenville South	Alyssa Kupsco (Fr)	0:18:00.8
32		Hinsdale Central	Margaret Szadzinski (So)	0:18:02.8
33	32	Naperville Central	Sarah Schmitt (Fr)	0:18:03.3
34	33	Neuqua Valley	Ashley Smith (Fr)	0:18:08.3
35	34	Wheaton-Warrenville South	Lane Hines (So)	0:18:10.5
36	35	New Trier	Elizabeth Weissberg (Fr)	0:18:11.0
37	36	Homewood-Flossmore	Ashley Wessendorf (So)	0:18:13.8
38		Naperville Central	Janice Wiener (So)	0:18:16.2
39	37	Evanston Township	Emma Kolsky (So)	0:18:18.0
40	38	Hinsdale South	Kathleen Carr (So)	0:18:21.6
41	39	Bloomington	Maria Hannah (Fr)	0:18:29.4
42	40	Hinsdale South	Jill Bures (So)	0:18:34.5
43	41	Glenbard East	Katriona Elmer (So)	0:18:34.8
44	42	Hinsdale South	Violet Maka (Fr)	0:18:35.6
45	43	Glenbard East	Lisa Wywrot (Fr)	0:18:36.8

# 2001 Hornet - Red Devil Invitational

September 1, 2001  
Girls Fr/So  
2.5 miles

## RACE RESULTS (cont.)

Course record is 0:16:32.9.0 by Amy Witt of Wheaton-Warrenville South on September 4, 1999

Place	Overall Score	School	Name	Time
46	44	Wheaton-Warrenville South	Chelsea Oles (Fr)	0:18:38.0
47		Naperville Central	Caryn Lowe (Fr)	0:18:38.7
48		Naperville Central	Kristen Filice (Fr)	0:18:39.6
49	45	Niles West	Laura Phillips (So)	0:18:41.0
50		Naperville Central	Laura Kudia (Fr)	0:18:46.2
51	46	Evanston Township	Emily Cornwell (So)	0:18:46.7
52	47	Wheaton-Warrenville South	Lauren Tomasik (Fr)	0:18:51.0
53	48	New Trier	Beth Ogala (Fr)	0:18:52.4
54	49	Wheaton-Warrenville South	Jennifer Pawlik (So)	0:18:52.7
55	50	Neuqua Valley	Liz Black (Fr)	0:18:54.1
56	51	Neuqua Valley	Liz Coyne (Fr)	0:18:55.0
57		Naperville Central	Erin McClowry (Fr)	0:18:56.7
58		Naperville Central	Stacy Lignoski (Fr)	0:18:58.4
59	52	New Trier	Lidya Tarhan (So)	0:18:58.9
60		Hinsdale Central	Anna Skala (So)	0:19:03.0
61	53	New Trier	Meryl Cohen (So)	0:19:07.8
62		Hinsdale South	Lz McLaughlin (Fr)	0:19:08.8
63		Naperville Central	Whitney Bignell (So)	0:19:09.6
64		Naperville Central	Michelle Krema (So)	0:19:10.1
65	54	Evanston Township	Cara Kenney (Fr)	0:19:11.3
66	55	Homewood-Flossmore	Nadia Nammari (Fr)	0:19:11.8
67	56	Glenbard East	Jessica Saunders (So)	0:19:12.6
68	57	Evanston Township	AmyJo Kiamm (So)	0:19:13.5
69		Hinsdale Central	Adriana Andreou (So)	0:19:14.1
70	58	Neuqua Valley	MaryEllen Barron (So)	0:19:16.9
71	59	New Trier	Alicia Evangelides (Fr)	0:19:21.0
72	60	New Trier	Amanda McAdams (So)	0:19:24.0
73	61	Evanston Township	Patricia Decoster (So)	0:19:31.7
74		New Trier	Cassie Abraham (So)	0:19:32.1
75	62	Niles North	Alyson Kirkpatrick (So)	0:19:34.3
76		Naperville Central	Blair Bogin (Fr)	0:19:40.0
77		Hinsdale South	Christine Hoganson (So)	0:19:40.5
78		Hinsdale South	Laura Gangichiodo (So)	0:19:41.1
79	63	Evanston Township	Leslie Eme (Fr)	0:19:41.6
80		New Trier	Mary Gotaas (So)	0:19:43.1
81		Evanston Township	Tracey Driscoll (So)	0:19:46.0
82	64	Niles West	Kariy O'Brien (Fr)	0:19:47.6
83		Naperville Central	Sarah Sabalasky (Fr)	0:19:48.1
84	65	Niles West	Dorris Bella (So)	0:19:49.8
85		Naperville Central	Elizabeth Doerner (Fr)	0:19:50.1
86		Evanston Township	Hannah Carre (Fr)	0:19:51.8
87		Hinsdale Central	Sara Lyons (Fr)	0:19:53.3
88		Evanston Township	Carrie Seur (So)	0:19:54.1
89		Naperville Central	Lisa Carncross (Fr)	0:19:54.4
90		Naperville Central	Emily Connell (Fr)	0:19:54.7

# 2001 Hornet - Red Devil Invitational

September 1, 2001  
Girls Fr/So  
2.5 miles

## RAÇE RESULTS (cont.)

Course record is 0:16:32%9.0 by Amy Witt of Wheaton-Warrenville South on September 4, 1999

Place		School	Name	Time
Overall	Score			
91	66	Neuqua Valley	Jamie Winn (Fr)	0:19:57.7
92		Hinsdale Central	Gillian Casten (So)	0:19:58.9
93		Evanston Township	Kaitlyn Duan (Fr)	0:20:00.0
94	67	Niles West	Daniella Willer (So)	0:20:01.0
95		Hinsdale Central	Christine Caver (Fr)	0:20:01.6
96	68	Niles North	Charls Charis (So)	0:20:02.3
97		Naperville Central	Allison Armitage (Fr)	0:20:08.4
98		Naperville Central	Jessica Levasseur (So)	0:20:09.6
99		Hinsdale South	Jodi Stalman (So)	0:20:12.7
100	69	Neuqua Valley	Heather Hosmer (So)	0:20:17.2
101	70	Neuqua Valley	Natalie Anderson (Fr)	0:20:18.3
102		New Trier	Julie Karak (So)	0:20:19.8
103		Hinsdale South	Lindsay Klecka (Fr)	0:20:21.1
104		New Trier	Kendall Carlee (So)	0:20:21.7
105		New Trier	Laura Solotorovski (Fr)	0:20:22.2
106		New Trier	Simone Adduci (So)	0:20:22.8
107		Evanston Township	Rebecca Lipson (Fr)	0:20:23.3
108		New Trier	Michelle Freeman (So)	0:20:26.2
109		New Trier	Kate Costello (So)	0:20:28.0
110	71	Reavis	Leanne Catalano (So)	0:20:30.9
111		Naperville Central	Ami Chheda (So)	0:20:34.4
112	72	Bloomington	Sherri Strickler (Fr)	0:20:35.3
113		Neuqua Valley	Mandy Schweitzer (So)	0:20:36.0
114	73	Bloomington	Becca Evans (So)	0:20:39.6
115		New Trier	Margaret Porter (Fr)	0:20:40.4
116		New Trier	Emily Wingels (Fr)	0:20:41.6
117		Hinsdale South	Megan Christenson (Fr)	0:20:42.7
118		New Trier	Alena Jones (So)	0:20:43.8
119	74	Reavis	Stephanie Kruszka (Fr)	0:20:45.8
120		New Trier	Bridgitte Auer (Fr)	0:20:46.4
121		Hinsdale South	Kelly Costa (Fr)	0:20:47.2
122	75	Glenbard East	Aija Blanken (So)	0:20:47.7
123		New Trier	Dana Harada (So)	0:20:48.6
124	76	Reavis	T.C. Smith (So)	0:20:49.7
125		New Trier	Kathryn Branch (Fr)	0:20:50.8
126		Evanston Township	Laura Melcher (Fr)	0:20:55.7
127	77	Wheaton-Warrenville South	Kirsten Bosnak (So)	0:20:56.3
128		Naperville Central	Kathryn Davies (Fr)	0:20:57.2
129		Evanston Township	Karis Stone (Fr)	0:20:57.7
130		Evanston Township	Tanya Gottlieb (Fr)	0:20:58.3
131	78	Homewood-Flossmore	Jackis Lippe (so)	0:20:59.2
132		New Trier	Dara Richer (Fr)	0:20:59.9
133		New Trier	Claire Florian (Fr)	0:21:01.0
134		New Trier	Jessica Corbitt (Fr)	0:21:01.7
135		Evanston Township	Amanda Thurlen (So)	0:21:02.4

# 2001 Hornet - Red Devil Invitational

September 1, 2001  
 Girls Fr/So  
 2.5 miles

## RACE RESULTS (cont.)

Course record is 0:16:32.9.0 by Amy Witt of Wheaton-Warrenville South on September 4, 1999

Place	Ovral Score	School	Name	Time
136		New Trier	Sarah Drake (So)	0:21:03.3
137	79	Glenbard East	Samantha Wittenberg (So)	0:21:03.7
138		Neuqua Valley	Lauren Siebach (Fr)	0:21:04.2
139		Evanston Township	Amy Gilbert (Fr)	0:21:04.6
140		Naperville Central	Rachelle Jamrose (Fr)	0:21:05.2
141		Hinsdale Central	Nicole Poulos (Fr)	0:21:06.6
142		Hinsdale South	Anneliese Mangrum (So)	0:21:07.9
143	80	Reavis	Anna Walkosz (So)	0:21:10.0
144		Evanston Township	Hannah Steilmann (Fr)	0:21:16.3
145	81	New Trier	Sarah Lu (Jr)	0:21:17.7
146		Glenbard East	Rebecca Matayoshi (So)	0:21:18.3
147		Evanston Township	Julia Shiplett (Fr)	0:21:18.9
148		New Trier	Lisa Gazley (So)	0:21:20.9
149		New Trier	Caitlyn Suse (So)	0:21:21.4
150		New Trier	Therese O'Brian (So)	0:21:22.4
151		New Trier	Christine Newton (Fr)	0:21:24.5
152		Hinsdale Central	Laura Tattersall (So)	0:21:25.0
153		Hinsdale South	Maureen O'Connell (Fr)	0:21:26.0
154		New Trier	Samantha Wolinsky (So)	0:21:26.7
155		Wheaton-Warrenville South	Julia Leary (Fr)	0:21:31.2
156		New Trier	Blair Walter (Fr)	0:21:31.9
157		New Trier	Anna Ratoff (So)	0:21:33.0
158		Evanston Township	Natalie Gottlieb (Fr)	0:21:34.4
159		Naperville Central	Filiz Yucebay (Fr)	0:21:36.1
160		Naperville Central	Krista Shawron (Fr)	0:21:39.3
161		Neuqua Valley	Regina Fields (Fr)	0:21:46.2
162	82	Niles North	Myra delaPiz (So)	0:21:50.1
163	83	Bolingbrook	Jessia Enriquez (So)	0:21:51.7
164	84	Bolingbrook	Beth Carroll (Fr)	0:21:52.7
165		New Trier	Laura Schumer (So)	0:21:54.2
166		New Trier	Elizabeth Goosen (So)	0:21:55.8
167		Evanston Township	Addy Crocker (Fr)	0:21:56.4
168		Wheaton-Warrenville South	Michelle Miranda (So)	0:21:57.1
169		Naperville Central	Karen Schaschwary (So)	0:21:58.9
170		Evanston Township	Elizabeth Carraro (Fr)	0:22:01.0
171	85	Bolingbrook	Degnna Hunt(Fr)	0:22:04.1
172		New Trier	Jessica Lee (Fr)	0:22:07.9
173		Wheaton-Warrenville South	Rachel Keung (Fr)	0:22:10.0
174	86	Reavis	Donna Faber (So)	0:22:10.5
175		Wheaton-Warrenville South	Erin Bartle (Fr)	0:22:11.4
176		New Trier	Amanda Weinstein (So)	0:22:12.4
177		Evanston Township	Savanah Albert (Fr)	0:22:13.3
178		Naperville Central	Amanda Williams (Fr)	0:22:14.0
179		Evanston Township	Lindsay Rothe (Fr)	0:22:18.5
180		Wheaton-Warrenville South	Danielle Gabriel (So)	0:22:19.6

# 2001 Hornet - Red Devil Invitational

September 1, 2001  
Girls Fr/So  
2.5 miles

## RACE RESULTS (cont.)

Course record is 0:16:32%9.0 by Amy Witt of Wheaton-Warrenville South on September 4, 1999

Place	Overall Score	School	Name	Time
181		Naperville Central	Katherine Avena (Fr)	0:22:21.7
182	87	Niles North	Gloria Rihani (So)	0:22:24.2
183		Neuqua Valley	Gen Roberts (So)	0:22:24.8
184		Evanston Township	Jamie Newberger (Fr)	0:22:26.1
185		New Trier	Taylor Krislav (Fr)	0:22:28.4
186		New Trier	Beckley Hermann (So)	0:22:31.4
187	88	Elgin Larkin	Melissa Manser (So)	0:22:32.8
188	89	Homewood-Flossmore	Mandy Scully (Fr)	0:22:33.3
189	90	Niles West	Nicole Nejatr (Fr)	0:22:33.9
190	91	Homewood-Flossmore	Alison Wessendorf (So)	0:22:34.5
191		Wheaton-Warrenville South	Courtney Capela (Fr)	0:22:35.3
192	92	Reavis	Nicole Chhokar (Fr)	0:22:38.5
193		New Trier	Chloe Glass (So)	0:22:42.5
194		New Trier	Emma Harper (Fr)	0:22:43.2
195		Evanston Township	Valeria Alt (So)	0:22:43.9
196		Hinsdale Central	Briana Kush (Fr)	0:22:50.1
197	93	Niles North	Agnieszka Kieca (So)	0:22:55.6
198		Naperville Central	Katie Kocarek (So)	0:23:02.6
199	94	Niles West	Manam Lodhi (Fr)	0:23:03.2
200		New Trier	Hana Sufrin (So)	0:23:10.8
201		Naperville Central	Alice Tsai (So)	0:23:26.2
202		New Trier	Sarah Fisher (Fr)	0:23:31.4
203		New Trier	Karen Shanley (So)	0:23:35.2
204		Evanston Township	Laura Alfredson (So)	0:23:42.0
205		Evanston Township	Allie Taylor (Fr)	0:23:47.5
206		Naperville Central	Megan Lesley (So)	0:23:48.8
207		Wheaton-Warrenville South	Caitlin Bastiaans (Fr)	0:23:49.5
208		New Trier	Grace Lussler (Fr)	0:23:52.3
209		New Trier	Jamie Wicks (So)	0:24:04.0
210		Evanston Township	Emily Thomas (Fr)	0:24:08.3
211		Evanston Township	Brecon Riley (So)	0:24:11.2
212	95	Elgin Larkin	Chelsea Pouncy (So)	0:24:13.1
213		New Trier	Stephanie Taylor (So)	0:24:19.3
214		New Trier	Annie Sohiff (So)	0:24:25.5
215		New Trier	Robin Wagner (Fr)	0:24:27.3
216		Evanston Township	Hannah Berkenstock (Fr)	0:24:27.8
217		New Trier	Daryl Ceaser (Fr)	0:24:28.8
218		New Trier	Rachel Putnam (Fr)	0:24:29.3
219		Evanston Township	Eric Chatz (Fr)	0:24:35.3
220		New Trier	Bruni Hirsch (So)	0:24:44.2
221	96	Niles West	Molly Heineman (So)	0:24:45.5
222		New Trier	Kelly Schaffer (So)	0:24:46.6
223		New Trier	Vicky Eisensteis (So)	0:24:48.6
224		Naperville Central	Jessica Lohman (Fr)	0:24:49.5
225		New Trier	Ava Madoff (So)	0:24:51.3



# 2001 Hornet - Red Devil Invitational

September 1, 2001  
Girls JV  
2.5 miles

## RACE RESULTS

Course record is 0:17:21%7.0 by Katherine Gehlman of Hinsdale Central on September 4, 1999

Place	Place	School	Name	Time
Overall	Score			
1	1	Palatine	Anna Schattner (Jr)	0:17:18.4
2	2	Hinsdale Central	Christina Freking (Jr)	0:17:22.9
3	3	Palatine	Emily Pankow (Jr)	0:17:34.8
4	4	New Trier	Chelsea Moon (Sr)	0:17:49.9
5	5	Hinsdale Central	Perry Pozulp (Jr)	0:17:50.4
6	6	Neuqua Valley	Loren Flaherty (Sr)	0:17:58.6
7	7	Hinsdale Central	Danielle Rub (Jr)	0:18:00.5
8	8	Hinsdale Central	Caroline Barcelona (Jr)	0:18:03.0
9	9	Naperville Central	Shawn Whall (Jr)	0:18:09.2
10	10	Naperville Central	Dana Marini (Sr)	0:18:16.6
11	11	Hinsdale Central	Leah Stein (Sr)	0:18:20.0
12	12	Niles West	Jodi Henrickson (Jr)	0:18:22.1
13	13	Hinsdale Central	Rachel Davis (Jr)	0:18:22.8
14	14	Palatine	Nancy Figueroa (Sr)	0:18:26.3
15	15	Niles West	Alisa Kusolvisitukul (Jr)	0:18:27.2
16	16	Naperville Central	Brianna Bartemeyer (Sr)	0:18:27.6
17	17	Wheaton-Warrenville South	Krystle Hokanson (Jr)	0:18:28.4
18	18	Hinsdale Central	Anique Walters (So)	0:18:29.5
19	19	Naperville Central	Kelly Schultz (Jr)	0:18:34.7
20		Hinsdale Central	Jamie Sodikoff (Jr)	0:18:42.9
21	20	Naperville Central	Christina Devitt (Jr)	0:18:43.8
22	21	New Trier	Marissa Marshak (Sr)	0:18:45.5
23	22	Evanston Township	Claire Bush (Sr)	0:18:46.2
24	23	Hinsdale South	Janet Pavese (Jr)	0:18:47.5
25		Hinsdale Central	Liz Seiferth (Jr)	0:18:47.9
26	24	Palatine	Nicole Munce (Fr)	0:18:48.6
27	25	Evanston Township	Liz Figel (Sr)	0:18:49.4
28	26	Evanston Township	Barie Novack (So)	0:18:50.7
29	27	Neuqua Valley	Amy Radostits (Sr)	0:18:52.6
30	28	Naperville Central	Kelly Taylor (Jr)	0:18:54.1
31	29	Neuqua Valley	Ashley Aurand (Jr)	0:18:55.4
32	30	New Trier	Betsy Curry (Sr)	0:19:00.3
33	31	Glenbard East	Karina Grandos (Jr)	0:19:01.5
34	32	Neuqua Valley	Marissa Stokes (Sr)	0:19:02.3
35	33	Neuqua Valley	Veronica Lopez (Sr)	0:19:03.0
36	34	Glenbard East	Kayla Burke (Sr)	0:19:03.5
37	35	New Trier	Niloofer Mirani (Jr)	0:19:03.9
38	36	Naperville Central	Maureen Wilkey (Sr)	0:19:04.3
39	37	Wheaton-Warrenville South	Amy Ritzman (Sr)	0:19:05.0
40	38	Neuqua Valley	Nora Shawki (Jr)	0:19:05.9
41	39	New Trier	Madelin Anton (Sr)	0:19:09.0
42	40	New Trier	Chris Sears (Jr)	0:19:18.3
43	41	Palatine	Margaret Hoyer (Fr)	0:19:23.4
44	42	Evanston Township	Kate Malarkey (Sr)	0:19:26.5
45	43	Niles West	Brianne Sanders (Jr)	0:19:28.8

# 2001 Hornet - Red Devil Invitational

September 1, 2001  
 Girls JV  
 2.5 miles

## RACE RESULTS (cont.)

Course record is 0:17:21%7.0 by Katherine Gehlman of Hinsdale Central on September 4, 1999

Place	Overall Score	School	Name	Time
46	44	Neuqua Valley	Veronica Mangione (Jr)	0:19:29.3
47	45	Niles West	Sharon Wolf (Sr)	0:19:32.0
48	46	Hinsdale South	Krista McClain (Jr)	0:19:33.6
49	47	New Trier	Brianna Bond (Jr)	0:19:37.8
50		Neuqua Valley	Diana Black (Sr)	0:19:40.9
51		Naperville Central	Kristina Malin (Jr)	0:19:42.8
52		Neuqua Valley	Lauren Wilson (Jr)	0:19:43.3
53	48	Hinsdale South	Misha Coney (Jr)	0:19:46.6
54		New Trier	Megan Donohue (Jr)	0:19:47.9
55		Naperville Central	Chelsea Lowry (Jr)	0:19:48.8
56		New Trier	Jessica Menaker (Sr)	0:19:51.3
57	49	Evanston Township	Julie Good (Sr)	0:19:55.2
58		New Trier	Claire Newton (Jr)	0:19:59.2
59		Naperville Central	Margaret Dunne (Sr)	0:19:59.8
60		Naperville Central	Yael Sharon (Jr)	0:20:05.2
61	50	Palatine	Barbara Twarowska (Jr)	0:20:05.8
62	51	Evanston Township	Alissa Malczer (Sr)	0:20:09.1
63		Naperville Central	Erin Connell (Sr)	0:20:10.3
64		New Trier	Carissy Jacobsen (Jr)	0:20:11.8
65	52	Evanston Township	Jennifer Fabbrini (Sr)	0:20:14.2
66		Naperville Central	Sarah Wandolowski (Jr)	0:20:17.5
67		Evanston Township	Rachel Bobinsky (Sr)	0:20:20.0
68	53	Wheaton-Warrenville South	Christine Head (Sr)	0:20:20.7
69		Hinsdale Central	Lisa Quirk (Sr)	0:20:21.6
70		New Trier	Annie Teten (Jr)	0:20:22.5
71		Naperville Central	Alison Krema (Jr)	0:20:26.2
72	54	Niles North	Angeliva Morais (Sr)	0:20:27.4
73	55	Niles West	Lorraine Ishida (Jr)	0:20:31.6
74	56	Niles North	Kim Priban (Sr)	0:20:32.2
75		New Trier	Amy Baldwin (Jr)	0:20:33.2
76		New Trier	Ashley Carpenter (Jr)	0:20:35.3
77		New Trier	Becky Macey (Sr)	0:20:39.3
78		Hinsdale Central	Nicole Godal (Jr)	0:20:41.1
79		New Trier	Amanda Freeman (Jr)	0:20:42.4
80		New Trier	Heather Lodge (Jr)	0:20:44.0
81		New Trier	Kathryn Porter (Sr)	0:20:47.8
82		New Trier	Rachel Nagorski (Sr)	0:20:50.5
83		New Trier	Britany Steinberg (Jr)	0:20:51.8
84	57	Wheaton-Warrenville South	Ariane Adams (Jr)	0:20:52.7
85		New Trier	Care Cowan (Jr)	0:20:55.0
86	58	Wheaton-Warrenville South	Anna Wood (Jr)	0:21:02.1
87	59	Palatine	Laila Grainawi (So)	0:21:02.4
88	60	Hinsdale South	Julie Higgins (Jr)	0:21:03.5
89		Neuqua Valley	Kerry Polley (Jr)	0:21:05.5
90	61	Wheaton-Warrenville South	Amy Kowalski (Sr)	0:21:06.7



# 2001 Hornet - Red Devil Invitational

September 1, 2001  
 Girls JV  
 2.5 miles

## RACE RESULTS (cont.)

Course record is 0:17:21%7.0 by Katherine Gehlman of Hinsdale Central on September 4, 1999

Place				
Ovral	Score	School	Name	Time
91		New Trier	Margaret Allen (Jr)	0:21:08.0
92	62	Niles West	Nicole Lamarr (Jr)	0:21:20.9
93		New Trier	Allison Lale (Jr)	0:21:22.0
94		New Trier	Erin Lattin (Jr)	0:21:29.7
95	63	Niles North	Sana Jafri (Jr)	0:21:32.0
96		New Trier	Lauren Fell (Jr)	0:21:32.8
97		Evanston Township	Jessica Wagner (Jr)	0:21:36.0
98		Naperville Central	Laura Dostal (Jr)	0:21:36.7
99	64	Niles North	June Chae (Sr)	0:21:38.4
100		New Trier	Julie Pierce (Jr)	0:21:39.9
101		New Trier	Heather Behnke (Sr)	0:21:40.7
102	65	Niles West	A.K. Paramodilok (Jr)	0:21:42.3
103		Naperville Central	Kelsey Slovinski (Sr)	0:22:01.5
104		Naperville Central	Nina Bhatti (Jr)	0:22:04.9
105		New Trier	Gina Botti (Jr)	0:22:08.5
106		New Trier	Mary Leonard (Jr)	0:22:10.1
107		New Trier	Michelle Wiezien (Sr)	0:22:10.8
108	66	Niles North	Jeannie LaBarbara (Jr)	0:22:12.0
109		New Trier	Laura Hosfield (Jr)	0:22:13.6
110		New Trier	Caitlin Brown (Jr)	0:22:14.2
111		Palatine	Katelin Eberhard (Fr)	0:22:15.3
112		Niles West	Fyeqa Sheikh (Jr)	0:22:17.8
113	67	Bloomington	Lauren Hill (Jr)	0:22:20.4
114		Palatine	Courtney Milner (Fr)	0:22:21.0
115		Palatine	Martha Calvillo (Fr)	0:22:22.0
116		New Trier	Elizabeth Drake (Jr)	0:22:24.7
117		Evanston Township	Caitlin Dolkart (Jr)	0:22:26.5
118	68	Glenbard East	Alejandra Herrera (Sr)	0:22:26.9
119		Naperville Central	Laura Olin (Sr)	0:22:32.0
120		Neuqua Valley	Astha Agrawal (Sr)	0:22:38.5
121		Palatine	Ashley Reeves (Jr)	0:22:46.7
122	69	Niles North	Andrea Morais (Sr)	0:22:48.0
123	70	Niles North	Stephanie Souveni (Sr)	0:22:55.6
124		New Trier	Liz Egan (Jr)	0:23:03.9
125		New Trier	Julie Lagrotteria (Jr)	0:23:14.8
126		Palatine	Grace Murphy (Fr)	0:23:16.7
127		Naperville Central	Nicole Anderson (Sr)	0:23:22.7
128		Niles West	Rashelle Lenesaca (Sr)	0:23:33.0
129		Niles North	Michelle Oliva (Jr)	0:23:42.8
130		Niles West	Kathy Stachowicz (Jr)	0:23:53.3
131		Naperville Central	Christine Cruz (Sr)	0:23:56.2
132		Naperville Central	Muthu Narayan (Sr)	0:23:57.0
133	71	Elgin Larkin	Jenn Schuh (Jr)	0:24:16.7
134		Niles North	Tenzin Dolker (Jr)	0:24:25.2
135	72	Minooka	Ann Lavazza (Sr)	0:24:26.4



# 38th "Running Rams" Cross Country Invite - G Var

Hosted by: Reavis High School

September 8, 2001

Pl.	Name	School	#	T.PI	Time	Pl.	Name	School	#	T.PI	Time
1	Maureen Nelligan-11	Sandburg	455	1	15 : 54	51	Amy Paderta-12	LTHS	148	51	18 : 31
2	Kerry Brennan-10	Sandburg	409	2	16 : 04	52	Lisa Lavezz-12	Marion Catt	249	52	18 : 32
3	Kim Archer-10	Sandburg	401	3	16 : 11	53	Johanna Maloney-12	Q. Peace	231	53	18 : 32
4	Marybeth Schmitt	Stagg	517	4	16 : 16	54	Amarachi Opara-11	Homewood	390	54	18 : 33
5	Katherine Van Etten-12	McCauley	579	5	16 : 17	55	Caitlin Man-12	Marion Catt	246	55	18 : 37
6	Stephanie Sorn-9	Argo	551	6	16 : 23	56	Olivia Van Meter-11	Willowbrook	314	56	18 : 39
7	Lizette Ruvalcaba-12	Argo	552	7	16 : 33	57	Nicki Monaco-11	Hinsdale Sd	356	57	18 : 40
8	Tara Brennan-12	Sandburg	410	8	16 : 40	58	Maggie Ford-11	LTHS	101	58	18 : 47
9	Andrea Dennison-11	Hinsdale Sd	348	9	16 : 42	59	Loren-Klecka-11	Hinsdale Sd	352	59	18 : 48
10	Jill Gentile-12	Sandburg	426	10	16 : 49	60	Megan Butler-10	Willowbrook	280	60	18 : 49
11	Laura Mott-12	Oak Lawn	540	11	16 : 50	61	Jamie Curlee	Oak Forest	568	61	18 : 50
12	Joy Kopeiken-12	Sandburg	438	12	16 : 52	62	Teodora Djondo-10	Marion Catt	247	62	18 : 54
13	Kathleen Coverick-10	Stagg	504	13	16 : 55	63	Julie King	Richards	3185	Ind	18 : 57
14	Samantha Ray-12	Homewood	391	14	16 : 56	64	Elise Mc Roberts-12	LTHS	146	63	19 : 00
15	Sandi Hoekstra-12	Chi. Christi	284	15	16 : 57	65	Niki Anusevich-10	Q. Peace	227	64	19 : 15
16	Michelle Sailer-9	Willowbrook	306	16	17 : 00	66	Katie McGuire-12	Reavis	172	65	19 : 20
17	Stacy Friel-9	Stagg	509	17	17 : 01	67	Ashley Emmons-11	Hinsdale Sd	349	66	19 : 26
18	Mary Cuevas-11	McCauley	600	18	17 : 01	68	Erin Ramsden-12	Q. Peace	232	67	19 : 31
19	Darcy Pavlik-10	Stagg	520	19	17 : 07	69	Priscilla Huley	T.F. South	324	68	19 : 32
20	Denise Kenny-12	McCauley	581	20	17 : 08	70	Danielle Stanley	Oak Forest	565	69	19 : 33
21	Mary Kate Gergel-11	Marion Catt	243	21	17 : 09	71	Holly Munk-12	Chi. Christi	265	70	19 : 34
22	Cassie Gonzales-12	Oak Lawn	535	22	17 : 11	72	Caitlin Plank-11	Marion Catt	248	71	19 : 42
23	Lauren Gerdes-10	Sandburg	427	23	17 : 13	73	Courtney Cook-12	Chi. Christi	267	72	19 : 46
24	Kristin Geremia-11	McCauley	593	24	17 : 25	74	Kristin Kearney-11	Oak Lawn	538	73	19 : 53
25	Jessie Hudec-12	McCauley	584	25	17 : 27	75	Jill Friesema	T.F. South	335	74	19 : 55
26	Kelly Cunneen-12	Oak Lawn	534	26	17 : 38	76	Krista McClain-11	Hinsdale Sd	355	75	19 : 58
27	Alicia Thompson-12	McCauley	575	27	17 : 41	77	Christine Schmidt-12	Q. Peace	233	76	20 : 01
28	Kate Kaminski-12	Hinsdale Sd	345	28	17 : 45	78	Deanna Moreno-10	Q. Peace	223	77	20 : 07
29	Jennifer Czarlinski-10	Stagg	505	29	17 : 47	79	Angela Lambert-11	Homewood	385	78	20 : 12
30	Mary Claire Hogan-11	McCauley	589	30	17 : 49	80	Janet Pavese-11	Hinsdale Sd	357	79	20 : 15
31	Amara Ogbonnaya	T.F. South	329	31	17 : 50	81	Becy O'Sullivan-12	Argo	556	80	20 : 17
32	Katie Waddell	Oak Forest	563	32	17 : 55	82	Brigid Burt-12	Homewood	384	81	20 : 19
33	Brittany Hoerdeman-12	Willowbrook	287	33	17 : 59	83	Erin Foley-10	Q. Peace	229	82	20 : 23
34	Kim Borbely	Oak Forest	560	34	18 : 00	84	Katie King-12	Reavis	169	83	20 : 26
35	Jen Krichbaum-10	Q. Peace	230	35	18 : 00	85	Cheena Burt	Eisenhower	3201	Ind	20 : 27
36	Stephanie Gianopolus-11	Marion Catt	244	36	18 : 07	86	Jessica Lane	T.F. South	326	84	20 : 41
37	Liz Austermuehle-11	LTHS	86	37	18 : 08	87	Doranelli Cortez-10	Argo	547	85	20 : 48
38	Christina Walter-9	Marion Catt	245	38	18 : 08	88	Jenna Tabor-12	Reavis	177	86	20 : 53
39	Megan Bales-11	Stagg	501	39	18 : 09	89	Michelle Schiller	T.F. South	331	87	20 : 55
40	Heather Marcinski-12	Homewood	387	40	18 : 10	90	Stephy Meyer-12	Homewood	388	88	20 : 58
41	Julie Golba-10	Willowbrook	285	41	18 : 16	91	Liz Schiller	T.F. South	330	89	21 : 03
42	Jenna Gatto	Oak Forest	561	42	18 : 18	92	Kasey Golz-12	Willowbrook	286	90	21 : 09
43	Becky Annen-12	Oak Lawn	530	43	18 : 21	93	Mandy Mudde-12	Chi. Christi	266	91	21 : 11
44	Lisa Petty-11	LTHS	113	44	18 : 21	94	Nicki Kastellorizos	Richards	3184	Ind	21 : 14
45	Colleen Ruberry	Oak Forest	562	45	18 : 23	95	Karolina Uljinskas-11	Reavis	178	92	21 : 22
46	Nicole DiGangi-10	Argo	553	46	18 : 23	96	Courtney Schutt-12	Chi. Christi	268	93	21 : 23
47	Sarah Frey-12	LTHS	136	47	18 : 24	97	Rachel Mudde-9	Chi. Christi	269	94	21 : 35
48	Kathleen Koval	Oak Forest	564	48	18 : 24	98	Kelly Graben	T.F. South	319	95	21 : 37
49	Betsy King-12	Willowbrook	294	49	18 : 25	99	Priscilla Diaz DeLeon-11	Reavis	165	96	22 : 28
50	Jessica DiBernardo-12	LTHS	129	50	18 : 25	100	Jennifer Reles-11	Bremen	3489	Ind	22 : 58

Enter lowest bib # used for individuals.

3000

# 38th "Running Rams" Cross Country Invite - G Var

Hosted by: Reavis High School

September 8, 2001

Pl.	Name	School	#	T.PI	Time	Pl.	Name	School	#	T.PI	Time
101	Angie Silney-11	Reavis	174	97	22 : 59	151					145 :
102	Laura Banasiak-11	Bremen	3487	Ind	23 : 59	152					146 :
103	Lori-Garcia-12	Argo	557	98	24 : 07	153					147 :
104	Lluvia Penuelas	Eisenhower	3200	Ind	26 : 47	154					148 :
105				99	:	155					149 :

# 38th "Running Rams" Cross Country Invite - G Var

Hosted by: Reavis High School

September 8, 2001

## Runners on team by position

Points	School	#1	#2	#3	#4	#5	#6	#7	Place
24	Sandburg	1	2	3	8	10	12	23	1
82	Stagg	4	13	17	19	29	39	####	2
92	McCauley	5	18	20	24	25	27	30	3
175	Oak Lawn	11	22	26	43	73	####	####	4
195	Willowbrook	16	33	41	49	56	60	90	5
201	Oak Forest	32	34	42	45	48	61	69	6
202	Marion Cath.	21	36	38	52	55	62	71	7
219	Hinsdale So.	9	28	57	59	66	75	79	8
224	Argo	6	7	46	80	85	98	####	9
229	LTHS	37	44	47	50	51	58	63	10
267	Homewood-F.	14	40	54	78	81	88	####	11
295	Q. Peace	35	53	64	67	76	77	82	12
341	Chi. Christian	15	70	72	91	93	94	####	13
344	T.F. South	31	68	74	84	87	89	95	14
422	Reavis	65	83	86	92	96	97	####	15

# 38th "Running Rams" Cross Country Invite - G Fr/So

Hosted by: Reavis High School

September 8, 2001

## Runners on team by position

Points	School	#1	#2	#3	#4	#5	#6	#7	Place
25	Sandburg	1	3	4	6	11	25	28	1
53	Hinsdale So.	2	5	7	19	20	33	36	2
64	LTHS	9	10	13	15	17	18	26	3
65	McCauley	12	14	16	21	22	23	24	4
175	Stagg	31	34	35	37	38	39	44	5
182	Willowbrook	29	30	32	45	46	51	61	6
216	Marion Cath.	27	40	42	48	59	62	####	7
226	Reavis	8	43	52	56	67	69	####	8
262	Q. Peace	47	50	53	55	57	56	63	9
299	Argo	41	49	64	72	73	####	####	10
313	T.F. South	54	60	65	66	68	70	71	11

# 38th "Running Rams" Cross Country Invite - G Fr/So

Hosted by: Reavis High School

September 8, 2001

Pl.	Name	School	#	T.Pl.	Time	Pl.	Name	School	#	T.Pl.	Time
1	Allison Patchak-9	Sandburg	459	1	16 : 08	51	Katie McCracken	Richards	3186	Ind	20 : 58
2	Nicole Johnson-10	Hinsdale S	364	2	16 : 46	52	Rebecca Bugajski-9	Marion Catt	237	48	21 : 00
3	Erin Sindewald-10	Sandburg	466	3	17 : 13	53	Isella Ponce-9	Argo	548	49	21 : 09
4	Betsy Frisby-9	Sandburg	485	4	17 : 20	54	Kristin Shine-10	Q. Peace	225	50	21 : 12
5	Bridget Hayes-10	Hinsdale S	362	5	17 : 22	55	Bridgette Hyland-9	Willowbrook	290	51	21 : 15
6	Mallory Waliczek-9	Sandburg	477	6	17 : 26	56	Leanne Catalano-10	Reavis	163	52	21 : 23
7	Laurie Sperlak-9	Hinsdale S	381	7	17 : 33	57	Jessica Sanchez-10	Q. Peace	215	53	21 : 26
8	Ashley Schmidt-10	Reavis	173	8	17 : 42	58	Jamie Rizzio	T.F. South	340	54	21 : 30
9	Jenny Kogut-10	LTHS	62	9	17 : 47	59	Krystin Doig-10	Q. Peace	220	55	21 : 38
10	Abbie Lynch-9	LTHS	22	10	18 : 03	60	Anna Walkosz-10	Reavis	180	56	21 : 40
11	Meghan McGrenera-9	Sandburg	454	11	18 : 04	61	Megan Baker-9	Q. Peace	228	57	21 : 44
12	Kacey Kelly-11	McCauley	596	12	18 : 06	62	Julija Vallee-10	Q. Peace	226	58	21 : 46
13	Lindsay Todnem-9	LTHS	44	13	18 : 08	63	Emily Taffe-10	Marion Catt	239	59	21 : 48
14	Megan Casasanto-10	McCauley	611	14	18 : 14	64	Daisey Altwater	T.F. South	338	60	21 : 56
15	Allison Pigatto-9	LTHS	33	15	18 : 20	65	Ali Lepore	Oak Forest	3567	Ind	21 : 54
16	Kim Mysocki-9	McCauley	619	16	18 : 23	66	Jackie Lippe-10	Homewood	3386	Ind	22 : 01
17	Dara Stillman-9	LTHS	43	17	18 : 27	67	Vanessa Palafax-9	Willowbrook	302	61	22 : 12
18	Stephanie Latham-9	LTHS	21	18	18 : 29	68	Mary Rose Volkman-10	Marion Catt	241	62	22 : 13
19	Nikki Rohner-10	Hinsdale S	370	19	18 : 30	69	Michelle Ramos-9	Q. Peace	224	63	22 : 22
20	Michelle Carr 10	Hinsdale S	360	20	18 : 31	70	Cassie Papesk-10	Argo	546	64	22 : 30
21	Emily Duszynski-9	McCauley	618	21	18 : 37	71	Kenechi Ogbonnaya	T.F. South	339	65	22 : 43
22	Meissa Dillon-9	McCauley	645	22	18 : 38	72	Susie Cambell-10	Oak Lawn	3532	Ind	22 : 49
23	Emily Ryan-9	McCauley	631	23	18 : 39	73	Dana Woodworth	Oak Forest	3569	Ind	23 : 00
24	Katie Devine-10	McCauley	602	24	18 : 39	74	Mandy Scully-9	Homewood	3394	Ind	23 : 08
25	Allison Frisby-10	Sandburg	423	25	18 : 50	75	Hannah Hood	T.F. South	322	66	23 : 18
26	Allison Valenta-10	LTHS	81	26	18 : 56	76	Leslie Haase	Oak Forest	3566	Ind	23 : 26
27	Sarah Ernest-10	Marion Catt	236	27	19 : 08	77	Donna Faber 10	Reavis	166	67	23 : 30
28	Pam Frazzini-10	Sandburg	421	28	19 : 13	78	Regina Adams	T.F. South	333	68	23 : 46
29	Rebecca Thieme-9	Willowbrook	312	29	19 : 25	79	Tami Arnold-10	Reavis	161	69	23 : 50
30	Marita Hyde-9	Willowbrook	289	30	19 : 30	80	Natalie Rubio	T.F. South	341	70	25 : 03
31	Nadia Nammari-9	Homewood	3389	Ind	19 : 37	81	Amy Walsh	T.F. South	342	71	25 : 04
32	Samantha Puhala-12	Stagg	521	31	19 : 43	82	Marlene Esparza	Eisenhower	3197	Ind	25 : 45
33	Jennifer Syperski-9	Willowbrook	310	32	19 : 46	83	Brittany Williams-9	Bremen	3496	Ind	25 : 47
34	Jill Bures-10	Hinsdale S	359	33	19 : 57	84	Erika Carbajal	Eisenhower	3196	Ind	25 : 51
35	Adriana Newrol-10	Stagg	516	34	20 : 01	85	Yvette Taylor	Eisenhower	3195	Ind	25 : 51
36	Flora Thompson-10	Stagg	524	35	20 : 06	86	Samantha Geijer-9	Bremen	3492	Ind	26 : 10
37	David Maki-9	Hinsdale S	378	36	20 : 07	87	Sheetal Kesari-10	Argo	549	72	27 : 25
38	Adrian Tranter 9	Stagg	525	37	20 : 09	88	Paula Villa-9	Bremen	3495	Ind	27 : 43
39	Isabella Ragison 9	Stagg	507	38	20 : 09	89	Amanda Brander-10	Argo	550	73	30 : 22
40	Francisca Charekoe-10	Stagg	503	39	20 : 10	90				74	
41	Elizabeth Bruni-9	Marion Catt	238	40	20 : 15	91				75	
42	Christy Vargas 9	Argo	555	41	20 : 16	92				76	
43	Michelle Lepira-12	Marion Catt	258	42	20 : 23	93				77	
44	Stephanie Kruszka-9	Reavis	170	43	20 : 25	94				78	
45	Laura Sieracki-10	Stagg	522	44	20 : 36	95				79	
46	Traci Dale-9	Willowbrook	283	45	20 : 46	96				80	
47	Bridget Mitchell-9	Oak Lawn	3539	Ind	20 : 50	97				81	
48	Lorna Ultreras-10	Willowbrook	313	46	20 : 53	98				82	
49	Kristin McLinden-10	Q. Peace	222	47	20 : 55	99				83	
50	Rainya Hassan-10	Oak Lawn	3536	Ind	20 : 57	100				84	

# 38th "Running Rams" Cross Country Invite - G Open

Hosted by: Reavis High School

September 8, 2001

Pl.	Name	School	#	T.Pl	Time	Pl.	Name	School	#	T.Pl	Time
1	Jenny Brdecka-11	Sandburg	407	1	17 : 19	51	Laura Gangichiodo-10	Hinsdale Sd	361	29	19 : 46
2	Katie Spychalski-12	Sandburg	469	2	17 : 27	52	Jess Gipson-11	LTHS	103	Ind	19 : 52
3	Meredith Obiala-11	McCauley	585	3	18 : 00	53	Carolyn Granieri-12	LTHS	137	Ind	19 : 53
4	Mary Richards-11	Sandburg	463	4	18 : 02	54	Michelle Archer-12	Sandburg	402	Ind	19 : 54
5	Liz Flannery-9	Sandburg	420	5	18 : 05	55	Rachel Kiewick-10	LTHS	61	Ind	19 : 54
6	Erin Lia-12	Sandburg	447	6	18 : 18	56	Monika Wisz-11	Sandburg	483	Ind	19 : 56
7	Heidi Dryfhout-12	Sandburg	419	7	18 : 25	57	Aggie Stoch-9	McCauley	615	Ind	19 : 57
8	Bridget Brown-10	LTHS	52	8	18 : 28	58	Misha Coney-11	Hinsdale Sd	347	30	19 : 58
9	Terri Brewer-10	LTHS	51	9	18 : 31	59	Kelly Carlson-10	McCauley	605	Ind	19 : 58
10	Talia Bucci-11	Stagg	502	10	18 : 38	60	Nancy Bugajski-11	Marion Catt	253	31	19 : 59
11	Brittany Long-9	Sandburg	450	11	18 : 39	61	Paula Bander-12	LTHS	121	Ind	19 : 59
12	Army Placek-10	LTHS	75	12	18 : 39	62	Sarah Mandrell-10	LTHS	65	Ind	20 : 01
13	Erin McCabe-10	LTHS	67	13	18 : 45	63	Sophia Wegner-11	LTHS	120	Ind	20 : 01
14	Diana Arroyo-12	Stagg	500	14	18 : 46	64	Jenna Rochon-11	LTHS	116	Ind	20 : 03
15	Katie Funk-10	McCauley	601	15	18 : 54	65	Jonelle Gallardo-11	McCauley	597	Ind	20 : 04
16	Tracy Handley-12	Sandburg	432	Ind	18 : 57	66	Jovana Brenner-9	LTHS	4	Ind	20 : 05
17	Edna Beltran-12	LTHS	123	16	18 : 57	67	Lauren Garms-9	McCauley	622	Ind	20 : 06
18	Sarah Suzuki-11	LTHS	118	17	18 : 58	68	Emily Kellam-9	McCauley	644	Ind	20 : 07
19	Maggie Koldrovic-10	LTHS	63	18	19 : 00	69	Christine Hoganson-10	Hinsdale Sd	363	32	20 : 07
20	Christy Farr-10	LTHS	58	Ind	19 : 04	70	Kelly Holton-11	Sandburg	434	Ind	20 : 10
21	Liz Weigel-11	Sandburg	478	Ind	19 : 05	71	Meghan Schmidt-9	McCauley	628	Ind	20 : 11
22	Kim Griffin-12	Sandburg	428	Ind	19 : 06	72	Beth Sebek-11	McCauley	599	Ind	20 : 12
23	Julie DeBoer-9	LTHS	10	Ind	19 : 08	73	Katie Harris-12	McCauley	580	Ind	20 : 13
24	Christine O'Connor-12	McCauley	582	19	19 : 09	74	Jodi Stalman-10	Hinsdale Sd	372	33	20 : 14
25	Kelly Jung-12	McCauley	577	20	19 : 11	75	Mika Reilly-10	LTHS	76	Ind	20 : 15
26	Brittany Weyforth-10	McCauley	610	21	19 : 15	76	Kathleen Tysiak-10	LTHS	80	Ind	20 : 16
27	Erin Singletery-11	Sandburg	467	Ind	19 : 17	77	Emily Duszynski-9	McCauley	618	Ind	20 : 19
28	Carrie Flowers-10	Stagg	508	22	19 : 21	78	Jenny Steinborn-12	Sandburg	470	Ind	20 : 21
29	Megan Quinn-11	McCauley	598	23	19 : 22	79	Kathleen Zulevic-9	McCauley	632	Ind	20 : 22
30	Corie Bednar-12	LTHS	122	Ind	19 : 29	80	Sara Mahoney-10	LTHS	66	Ind	20 : 24
31	Mary Phillip-12	LTHS	149	Ind	19 : 29	81	Megan Taksas-12	Sandburg	472	Ind	20 : 25
32	Liz Baldwin-11	Sandburg	403	Ind	19 : 31	82	Liz Caspers-11	LTHS	89	Ind	20 : 25
33	Karen Clauson-11	Sandburg	413	Ind	19 : 32	83	Moir McCloyry-11	McCauley	594	Ind	20 : 27
34	Anne Rohan-11	McCauley	590	24	19 : 33	84	Sarah Lauzon-10	Sandburg	444	Ind	20 : 27
35	Becky Kiverts-9	LTHS	19	Ind	19 : 33	85	Veronica Bonnema-10	Sandburg	406	Ind	20 : 28
36	Emily Doherty-10	McCauley	614	Ind	19 : 34	86	Margaret Parker-12	McCauley	576	Ind	20 : 28
37	Lindsay Klecka-9	Hinsdale Sd	377	25	19 : 35	87	Lauren Dragaich-9	LTHS	12	Ind	20 : 30
38	Elizabeth Zehe-9	LTHS	48	Ind	19 : 35	88	Jennifer Trusty-11	LTHS	119	Ind	20 : 32
39	Kari Beeman-12	Willowbrood	276	26	19 : 36	89	Megan Christenson-9	Hinsdale Sd	375	34	20 : 35
40	Emily Turk-9	LTHS	45	Ind	19 : 37	90	Melissa Dillon-9	McCauley	645	Ind	20 : 36
41	Maggie Griffin-10	Sandburg	429	Ind	19 : 38	91	Lisa LaMorte-11	Sandburg	443	Ind	20 : 37
42	Lauren Parente-11	Marion Catt	259	27	19 : 38	92	Carolyn Houze-9	McCauley	635	Ind	20 : 40
43	Liz McGuire-10	McCauley	609	Ind	19 : 39	93	Cecilia-Monique Chome	Q. Peace	212	35	20 : 41
44	Amy Bartkowiak-11	McCauley	588	Ind	19 : 39	94	Kelly Tunney-12	Sandburg	474	Ind	20 : 43
45	Stephanie Hill-12	LTHS	140	Ind	19 : 40	95	Lauren Bruni-11	Marion Catt	256	36	20 : 45
46	Army Callaghan-11	LTHS	88	Ind	19 : 42	96	Maria Zaragoza-9	Q. Peace	218	37	20 : 46
47	Megan Casasanto-10	McCauley	611	Ind	19 : 43	97	Anupa Patel-10	LTHS	71	Ind	20 : 47
48	Liz Wysocki-9	McCauley	619	Ind	19 : 44	98	Meghan Mulryan-11	McCauley	595	Ind	20 : 48
49	Jessica Tomaszewski-1	LTHS	156	Ind	19 : 45	99	Marcy Farrell-9	McCauley	633	Ind	20 : 49
50	Liz McLaughlin-9	Hinsdale Sd	379	28	19 : 45	100	Lauren Ferguson-12	LTHS	135	Ind	20 : 51

Enter lowest bib # used for individuals.

3000

# 38th "Running Rams" Cross Country Invite - G Open

September 8, 2001

Hosted by: Reavis High School

Pl.	Name	School	#	T.PI	Time	Pl.	Name	School	#	T.PI	Time
101	Maureen Brazee-12	LTHS	125	Ind	20 : 53	151	Mary O'Rourke-10	Stagg	518	47	21 : 46
102	Kathryn Connors-9	McCauley	625	Ind	20 : 54	152	Kelly Costa-9	Hinsdale Sd	376	Ind	21 : 47
103	Kara Leonard-10	Sandburg	446	Ind	20 : 54	153	Angie Pacetii-10	McCauley	603	Ind	21 : 48
104	Joyce Meza-10	Willowbrook	299	38	20 : 55	154	Sarah Tongren-11	Sandburg	473	Ind	21 : 51
105	Jessica Grenis-12	LTHS	138	Ind	21 : 01	155	Bridget Sebek-9	McCauley	643	Ind	21 : 51
106	Evelyn Ruiz-9	Sandburg	465	Ind	21 : 02	156	Melissa Vondruska-10	LTHS	82	Ind	21 : 52
107	Amy Scherman-11	LTHS	117	Ind	21 : 03	157	Laura Bielat-10	Willowbrook	277	48	21 : 52
108	Jennifer Florence-12	McCauley	578	Ind	21 : 04	158	Heather Wojdyia-12	Willowbrook	316	49	21 : 54
109	Stephanie Lucak-10	Hinsdale Sd	366	Ind	21 : 04	159	Natalie Ingrisano-9	LTHS	17	Ind	21 : 56
110	MaryKate Driscoll-12	LTHS	130	Ind	21 : 05	160	Megan Miernicki-9	McCauley	620	Ind	21 : 57
111	Bethann Pradelski-11	Marion Catt	257	39	21 : 06	161	Lindsay Olson-10	LTHS	70	Ind	21 : 59
112	Toni Abramovskii-11	Sandburg	400	Ind	21 : 06	162	Ellen Kerr-9	McCauley	642	Ind	22 : 00
113	Justine Martin-9	LTHS	23	Ind	21 : 07	163	Katie Reda-11	LTHS	115	Ind	22 : 02
114	Lindsey Boothe-10	Willowbrook	279	40	21 : 08	164	Stephanie Ortiz-9	Q. Peace	209	50	22 : 02
115	Hannah Holmes-10	LTHS	59	Ind	21 : 09	165	Allison Ernt-12	LTHS	133	Ind	22 : 03
116	Lindsay Jedlicka-12	Marion Catt	255	41	21 : 09	166	Monica Mugica-10	Q. Peace	207	51	22 : 04
117	Judy Dames-11	LTHS	93	Ind	21 : 10	167	Svetlana Dordevic-11	LTHS	98	Ind	22 : 07
118	Brittany Rys-10	LTHS	77	Ind	21 : 11	168	Megan Dold-11	LTHS	97	Ind	22 : 08
119	Lauren Golden-11	LTHS	104	Ind	21 : 11	169	Stacey VerVynck-12	LTHS	157	Ind	22 : 09
120	Siao Linn Starkey-12	Hinsdale Sd	346	Ind	21 : 11	170	Jenny Mikrut-10	Willowbrook	300	Ind	22 : 13
121	Lauren Corte-11	LTHS	91	Ind	21 : 12	171	Colleen Creighton-9	LTHS	9	Ind	22 : 13
122	Julie Higgins-11	Hinsdale Sd	351	Ind	21 : 13	172	Amanda Dickinson-12	LTHS	131	Ind	22 : 14
123	Carolyn Nolan-11	Sandburg	456	Ind	21 : 15	173	Maureen O'Connell-9	Hinsdale Sd	380	Ind	22 : 15
124	Lindsey Maas-9	McCauley	634	Ind	21 : 15	174	Becky Vacco-12	Marion Catt	254	52	22 : 17
125	Diana Diaz-11	Stagg	506	42	21 : 17	175	Gianna Gustaferrri-10	Stagg	510	53	22 : 18
126	Erin Lynch-12	LTHS	145	Ind	21 : 18	176	Brigid Fitzpatrick-10	McCauley	604	Ind	22 : 20
127	Dawn Ucho-12	Sandburg	475	Ind	21 : 20	177	Caitlin Nolte-10	Willowbrook	301	Ind	22 : 21
128	Natalie Mikat-Stevens-9	LTHS	26	Ind	21 : 20	178	Sandra Pieta-10	LTHS	74	Ind	22 : 23
129	Grace Clayton-9	LTHS	8	Ind	21 : 21	179	Sara Bachner-10	Willowbrook	274	Ind	22 : 24
130	Kristen Hallberg-9	McCauley	624	Ind	21 : 21	180	Liz Marbach-10	Sandburg	452	Ind	22 : 26
131	Courtney Cole-9	Sandburg	414	Ind	21 : 22	181	Kelly Reda-9	LTHS	35	Ind	22 : 27
132	Hillary Woodward-9	McCauley	623	Ind	21 : 22	182	Caitlin Mackinnon-9	McCauley	627	Ind	22 : 27
133	Erin Peterman-11	Sandburg	461	Ind	21 : 23	183	Brittany Chibe-10	Sandburg	411	Ind	22 : 28
134	Kim Fanone-11	LTHS	100	Ind	21 : 23	184	Jennifer Krichbaum-9	LTHS	20	Ind	22 : 29
135	Dana Christiano-11	Sandburg	412	Ind	21 : 24	185	Clarie Pedersen-9	LTHS	31	Ind	22 : 30
136	Colleen McCloyry-9	McCauley	637	Ind	21 : 24	186	Ashley Strand-11	Sandburg	471	Ind	22 : 32
137	Katie Swain-11	Willowbrook	309	43	21 : 28	187	Kelly O'Boyle-11	LTHS	111	Ind	22 : 33
138	Gina Tenuta-10	Willowbrook	311	44	21 : 29	188	Lauren Ruud-9	LTHS	39	Ind	22 : 34
139	Laura Frigo-9	McCauley	616	Ind	21 : 33	189	Melissa Dabe-10	Sandburg	415	Ind	22 : 35
140	Anneliese Mangrum-10	Hinsdale Sd	367	Ind	21 : 35	190	Rojenia Judkins	T.F. South	325	54	22 : 37
141	Michelle Bashton-12	Sandburg	404	Ind	21 : 35	191	Joanna Polacek-9	LTHS	34	Ind	22 : 38
142	Ellen Kowalewski-12	Sandburg	439	Ind	21 : 36	192	Kristin Veldhuizen	T.F. South	332	55	22 : 39
143	Jaime Diamantopoulos	Sandburg	417	Ind	21 : 37	193	Corie Maloney-10	Q. Peace	213	56	22 : 40
144	Michelle Dudek-9	Q. Peace	219	45	21 : 37	194	Katie Lay-11	Willowbrook	296	Ind	22 : 40
145	Jan Ressi-9	LTHS	36	Ind	21 : 38	195	Karin Ramp-12	LTHS	150	Ind	22 : 41
146	Clare Buysse-9	LTHS	5	Ind	21 : 39	196	Anne Ruffner-11	Sandburg	464	Ind	22 : 43
147	Colleen Caplice-9	LTHS	6	Ind	21 : 42	197	Amy Smeasert-10	LTHS	79	Ind	22 : 47
148	Michelle Lipira-12	Marion Catt	258	46	21 : 43	198	Caroline Rezek-10	Willowbrook	305	Ind	22 : 48
149	Lisa Noe-11	LTHS	109	Ind	21 : 44	199	Tairisha Sawyer-11	Q. Peace	216	57	22 : 49
150	Jill Paluch-10	Sandburg	458	Ind	21 : 45	200	Erin Hannigan-11	Sandburg	433	Ind	22 : 50

# 38th "Running Rams" Cross Country Invite - G Open

Hosted by: Reavis High School

September 8, 2001

Pl.	Name	School	#	T.PI	Time	Pl.	Name	School	#	T.PI	Time
201	Kim Hiller-12	LTHS	141	Ind	22 : 52	251	Stacey Bouzios-11	LTHS	87	Ind	25 : 03
202	Erin Pearson-12	Q. Peace	214	Ind	22 : 55	252	Ariana Misfeldt-9	LTHS	27	Ind	25 : 03
203	Mary McGro-10	LTHS	68	Ind	22 : 57	253	Ashley Lubenkov-11	LTHS	107	Ind	25 : 17
204	Grace Doherty-9	McCauley	636	Ind	22 : 57	254	Suchi Gandhi-9	Sandburg	425	Ind	25 : 25
205	Molly Hughes-11	LTHS	105	Ind	22 : 58	255	Elizabeth Werkau-10	Willowbroo	315	Ind	25 : 26
206	Kate Fulghum-11	LTHS	102	Ind	22 : 59	256	Katrina Olsen-9	LTHS	30	Ind	25 : 31
207	Bridget Pearson-9	LTHS	32	Ind	23 : 00	257	Bridget Foley-9	Q. Peace	206	Ind	25 : 37
208	Cathryn Lucas-11	Sandburg	451	Ind	23 : 00	258	Lia Edwards-10	LTHS	57	Ind	25 : 45
209	Sara Kachinski-10	Q. Peace	221	Ind	23 : 06	259	Kathleen Jones-12	LTHS	142	Ind	26 : 02
210	Anna Meyer-9	LTHS	25	Ind	23 : 17	260	Theodora McClain-9	Marion Catt	252	Ind	26 : 17
211	Karen Krickhauhn-9	Sandburg	440	Ind	23 : 19	261	Neve Kulkarni-11	Hinsdale Sc	353	Ind	26 : 47
212	Chris Sparacino-12	Sandburg	468	Ind	23 : 20	262	Amy Heim	T.F. South	321	60	26 : 54
213	Michelle Petry-9	Willowbroo	303	Ind	23 : 20	263	Minnie Huley	T.F. South	337	61	27 : 20
214	Kelly Sullivan-10	Hinsdale Sc	373	Ind	23 : 21	264	Kellie Beltz-12	Reavis	162	62	27 : 46
215	Kelly Mesi-10	LTHS	69	Ind	23 : 22	265	Terri Beauregard-10	Q. Peace	204	Ind	32 : 42
216	Lindsay Hickey-10	McCauley	606	Ind	23 : 24	266				63	:
217	Nicole Chhokar-9	Reavis	164	Ind	23 : 25	267				64	:
218	Colleen Walsh-10	Sandburg	476	58	23 : 30	268				65	:
219	Margaret Egan-9	Willowbroo	284	Ind	23 : 31	269				66	:
220	Elizabeth Pedziwiatr-10	LTHS	73	Ind	23 : 32	270				67	:
221	Erin Guinane-9	McCauley	630	Ind	23 : 38	271				68	:
222	Patty Murray-9	McCauley	641	Ind	23 : 40	272				69	:
223	Mary Gallagher-9	McCauley	638	Ind	23 : 41	273				70	:
224	Becca MacAskill-10	LTHS	64	Ind	23 : 44	274				71	:
225	Deanna Vazquez-10	Q. Peace	217	Ind	23 : 45	275				72	:
226	Lindsay Burdett-12	LTHS	127	Ind	23 : 47	276				73	:
227	Melissa Talley-12	LTHS	154	Ind	23 : 49	277				74	:
228	Katie Rooney-10	McCauley	608	Ind	23 : 53	278				75	:
229	Rachel Lange-11	Willowbroo	295	Ind	23 : 55	279				76	:
230	Christa Llewellyn-10	Willowbroo	297	Ind	23 : 57	280				77	:
231	Meagan Barnum-10	LTHS	50	Ind	24 : 09	281				78	:
232	Alexandria Rubio-9	Q. Peace	210	Ind	24 : 10	282				79	:
233	Lizzie Wheeler-10	LTHS	83	Ind	24 : 12	283				80	:
234	Jennifer Brooks-12	LTHS	126	Ind	24 : 14	284				81	:
235	Jenny Howe-12	Sandburg	435	Ind	24 : 15	285				82	:
236	Allison Knox-9	McCauley	621	Ind	24 : 16	286				83	:
237	Jeanne Zatarski-10	Stagg	526	Ind	24 : 17	287				84	:
238	Kacey Kelly-11	McCauley	596	59	24 : 19	288				85	:
239	Carol Patten-10	LTHS	72	Ind	24 : 24	289				86	:
240	Jenny Kuldane-12	Sandburg	441	Ind	24 : 24	290				87	:
241	Kelly Doody-11	Sandburg	418	Ind	24 : 26	291				88	:
242	Holly Huff-11	Sandburg	436	Ind	24 : 28	292				89	:
243	Laura Jeep-9	LTHS	18	Ind	24 : 29	293				90	:
244	Kristen Grimms-12	LTHS	139	Ind	24 : 30	294				91	:
245	Katie Kelly-9	McCauley	626	Ind	24 : 34	295				92	:
246	Kara Roberts-11	McCauley	586	Ind	24 : 46	296				93	:
247	Kathleen O'Connell-9	LTHS	29	Ind	24 : 47	297				94	:
248	Leslie Weibeler-9	LTHS	47	Ind	24 : 52	298				95	:
249	Isabel Navarrete-9	Stagg	515	Ind	24 : 58	299				96	:
250	Cassie Ziemba-11	Sandburg	481	Ind	25 : 01	300				97	:



# WEST SUBURBAN CONFERENCE CROSS COUNTRY MEET RESULTS

Teams: Addison TRAIL + MORTON  
VS HENSDALE SOUTH<sup>AT</sup> KATHERINE LEBBE<sup>AT</sup>  
PARKE

Division: VARSITY GIRLS

Date: 9/10/01

Course Length and Record: 2.5 MILES

Weather Conditions: 75°, sunny

TEAMS	HS vs M	HS vs AT	AT vs M
1	1 3	1 8	6 1
2	2 4	2 9	7 2
3	5 10	3 10	9 3
4	6 11	4 11	10 4
5	7 12	5 -	- 5
TEAM SCORE	21 40	15 50	50 15
6	8 13	6	8
7	9	7	

## ORDER OF FINISH

	Name	School	Time	
1.	Johnson Nicole	H	16'53	36.
2.	Dennison	H.	17'04	37.
3.	Zepeda	M	14	38.
4.	Anna	M	50	39.
5.	Kaminski	H	18 00	40.
6.	Hayes	H	11	41.
7.	Monaco	H	19	42.
8.	Rohner	H	32	43.
9.	Carr	H	34	44.
10.	Klecka	H	34	45.
11.	Murillo	M	19'37	46.
12.	Ortiz	M	38	47.
13.	Gutierrez	M	39	48.
14.	Bohannon	A	20'22	49.
15.	Gonzalez	A	20'25	50.
16.	Francis	M	20'53	51.
17.	<del>Alvarez</del>	<del>H</del>		52.
18.	Benjon	A	25'19	53.
19.	Bond	A	25'25	54.
20.				55.
21.				56.
22.				57.
23.				58.
24.				59.
25.				60.
26.				61.
27.				62.

# WEST SUBURBAN CONFERENCE CROSS COUNTRY MEET RESULTS

Teams: **AT, M vs HS**  
 at **KLM**  
 Division: **GIRLS**  
 Date: **9/10/01**  
 Course Length and Record: **2.5**

Weather Conditions: **75°, sunny**

**JUNIOR VARSITY**

TEAMS	# vs M	# AT	AT vs M		
1	1 4	1 -	- 1		
2	2 8	2 -	- 2		
3	3 10	3 -	- 3		
4	5 11	4 -	- 4		
5	6 12	5 -	- 5		
TEAM SCORE	17 45	15 50	50 15		
6	7 13	6	6		
7	9 14	7	7		

## ORDER OF FINISH

Name	School	Time
1. Libby	JV HS	18:40
2. Emmons	JV HS	18:43
3. Maka	FS HS	19:21
4. McLaughlin	FS HS	:28
5. Klecka	JV HS	:38
6. Burnis	FS HS	:47
7. J. Gangi	FS HS	:58
8. Hoganson	FS HS	:58
9. Flora	JV <del>HS</del> M	20:07
10. Pavese	JV HS	:18
11. McClean	JV HS	:37
12. Conev	JV HS	:37
13. Martinez	JV M	:46
14. Christianson	FS HS	:51
15. Higgins	JV HS	:53
16. Stalman	FS HS	:55
17. Carlie Anglemire	M	21:04
18. Janca Flood	JV M	:07
19. Siobhinn Starky	JV HS	:07
20. Davros	JV M	:09
21. O'Connell	FS HS	:14
22. Costa	FS HS	:16
23. Garcia	JV M	:33
24. Luca K	FS HS	:47
25. Mangrum	FS HS	:55
26. Mortinez	JV M	22:18

Name	School	Time
36. Vasquez	FS M	25:42
37. SANTANA	JV M	25:56
38. Kulkarni	JV HS	27:07

**FRESH - SOPH**

HS vs M	HS vs AT	M vs AT
1 8	1 -	1 -
2 9	2 -	2 -
3 10	3 -	3 -
4 11	4 -	4 -
5 12	5 -	5 -
(15) (50)	(15) (50)	(15) (50)
6 13		6
7		

# 28th Annual MINOOKA Invitational - Girls Results

PLACE	School	Flight							Total
		7	6	5	4	3	2	1	
1	Wheaton St. Francis	1	1	1	1	1	3	3	11
2	Hinsdale South	3	2	2	3	3	4	4	21
3	Minooka	4	4	5	5	2	1	2	23
4	Andrew	2	10	3	2	4	2	5	28
5	Herscher	8	6	6	8	5	7	11	51
6	Providence	6	5	4	4	7	13	14	53
7	Bishop McNamara	5	3	8	7	10	9	12	54
8	Yorkville	7	9	9	11	9	10	7	62
9	Gardner South Wilmington	21	11	7	9	8	8	1	65
10	Ottawa	10	12	10	10	12	6	6	66
11	Chicago Christian	9	8	12	12	11	12	10	74
12	Aurora Central Catholic	21	7	21	6	6	5	9	75
13	Lisle	11	13	11	13	13	11	8	80
14	Manteno	21	21	13	14	14	14	16	113
15	Somonauk	21	21	21	21	21	15	15	135
16	Plano	21	21	21	21	21	21	13	139
									0
									0
									0
									0
									0
									0
									0
									0

## 1st Flight – Minooka Flight Invite

Place	Athlete's Name	School	Time	Year	Sex	Race #	Flight #
1	Simms, Stephanie	Gardner South Wilmington	14:45*	Jr.	F	359	1
2	Norton, Erica	Minooka	15:10	So.	F	444	1
3	Hogan, Mollie	Wheaton St. Francis	15:30	Sr.	F	528	1
4	Johnson, Nicole	Hinsdale South	15:46		F	401	1
5	Syring, Colleen	V.J. Andrew	15:54	Jr.	F	518	1
6	Duggan, Brittany	Ottawa	16:08		F	450	1
7	Sebby, Joan	Yorkville	16:14	Sr.	F	543	1
8	Detjens, Colleen	Lisle	16:18	Jr.	F	422	1
9	Patterson, Lindsay	Aurora Central Catholic	16:31	Jr.	F	320	1
10	Hoekstra, Sandi	Chicago Christian	16:37	Sr.	F	339	1
11	Regnier, Jennif	Herscher	16:59	Fr.	F	380	1
12	Baldwin, Peggy	Bishop McNamara	17:24	Sr.	F	326	1
13	Cooper, Cara	Plano	17:54		F	462	1
14	Gombas, Maureen	Providence	18:13	Sr.	F	466	1
15	Leahy, Beth	Somonauk	18:45		F	482	1
16	Kroll, Renee	Manteno	22:51	Jr.	F	432	1

\* New Meet Record

## 2nd Flight – Minooka Flight Invite

Place	Athlete's Name	School	Time	Year	Sex	Race #	Flight #
1	Zarley, Maegan	Minooka	15:18	So.	F	446	2
2	Carr, Jaylee	V.J. Andrew	15:29	Sr.	F	489	2
3	Newton, Kristin	Wheaton St. Francis	15:42	Sr.	F	533	2
4	Dennison, Andrea	Hinsdale South	15:55	Jr.	F	386	2
5	Rhodes, Elizabeth	Aurora Central Catholic	17:11	Jr.	F	321	2
6	Fanning, Brooke	Ottawa	17:31		F	451	2
7	Demers, Lindsay	Herscher	17:36	Sr.	F	370	2
8	Cox, Mandy	Gardner South Wilmington	17:43	Fr.	F	363	2
9	Gossage, Amanda	Bishop McNamara	18:03	Jr.	F	330	2
10	Petrella, Emily	Yorkville	18:13	Sr.	F	546	2
11	Accurso, Nikki	Lisle	18:38	So.	F	421	2
12	Munk, Holly	Chicago Christian	18:43	Sr.	F	343	2
13	Pawlicki, Katie	Providence	18:45	Sr.	F	472	2
14	Frost, Amy	Manteno	21:53	Fr.	F	430	2
15	Polera, Celeste	Somonauk	22:37		F	481	2

### 3rd Flight - Minooka Flight Invite

Place	Athlete's Name	School	Time	Year	Sex	Race #	Flight #
1	Buresh, Katie	Wheaton St. Francis	16:01	Fr.	F	525	3
2	Hofer, Katie	Minooka	16:24	So.	F	440	3
3	Kaminski, Kate	Hinsdale South	16:44	Sr.	F	383	3
4	Roe, Shannon	V.J. Andrew	16:50	Jr.	F	513	3
5	Nichols, Brianne	Herscher	17:14	Fr.	F	377	3
6	Rocha, Erika	Aurora Central Catholic	17:28	So.	F	323	3
7	Vinci, Alexandra	Providence	17:37	So.	F	476	3
8	Male, Lindsey	Gardner South Wilmington	18:11	Fr.	F	364	3
9	Floyd, Ashley	Yorkville	18:27	Sr.	F	545	3
10	Rivard, Becky	Bishop McNamara	18:34	Jr.	F	334	3
11	Cook, Courtney	Chicago Christian	19:07	Sr.	F	338	3
12	Hoagland, Christie	Ottawa	19:23		F	454	3
13	Smallwood, Jane	Lisle	21:01:00	So.	F	426	3
14	Ankrom, Allison	Manteno	29:20:00	Fr.	F	429	3

### 4th Flight - Minooka Flight Invite

Place	Athlete's Name	School	Time	Year	Sex	Race #	Flight #
1	Rigney, Meg	Wheaton St. Francis	16:30	Jr.	F	535	4
2	Deegan, Kelli	V.J. Andrew	16:35	Sr.	F	490	4
3	Hayes, Bridget	Hinsdale South	16:42	So.	F	399	4
4	Howes, Megan	Providence	16:50	So.	F	467	4
5	McDonald, Megan	Minooka	16:55	So.	F	443	4
6	Juneau, Angela	Aurora Central Catholic	16:59	So.	F	322	4
7	Ciaccio, Tiffany	Bishop McNamara	17:28	So.	F	328	4
8	Kates, Laurie	Herscher	17:52	So.	F	374	4
9	West, Mandy	Gardner South Wilmington	19:08	So.	F	362	4
10	McConville, Kara	Ottawa	19:11		F	455	4
11	Dermott, Eileen	Yorkville	19:44	Sr.	F	548	4
12	Mudde, Amanda	Chicago Christian	20:04	Sr.	F	341	4
13	Accurso, Kim	Lisle	21:21	Sr.	F	420	4
14	Harris, Sara	Manteno	29:17:00	Fr.	F	431	4

### 5th Flight - Minooka Flight Invite

Place	Athlete's Name	School	Time	Year	Sex	Race #	Flight #
1	Allen, Courtney	Wheaton St. Francis	16:23	Sr.	F	522	5
2	Sperlak, Laurie	Hinsdale South	17:21	Fr.	F	417	5
3	Herbert, Becky	V.J. Andrew	17:31	So.	F	501	5
4	Smith, Carrie	Providence	17:41	So.	F	474	5
5	Gogawale, Shalini	Minooka	17:58	Jr.	F	438	5
6	Gray, Kendra	Herscher	18:19	Jr.	F	371	5
7	Trusty, Sarah	Gardner South Wilmington	19:24	Fr.	F	366	5
8	Hermes, Molly	Bishop McNamara	19:34	Jr.	F	331	5
9	Malley, Katy	Yorkville	19:59	So.	F	552	5
10	Tate, Jessica	Ottawa	20:22		F	458	5
11	Hannan, Kylie	Lisle	20:35	Jr.	F	423	5
12	Schutt, Courtney	Chicago Christian	21:57	Sr.	F	344	5
13	Hullinger, Lisa	Manteno	31:17:00		F	434	5
-	Juneau, Melissa	Aurora Central Catholic	-	Sr.	F	318	5

### 6th Flight - Minooka Flight Invite

Place	Athlete's Name	School	Time	Year	Sex	Race #	Flight #
1	Travis, Beth	Wheaton St. Francis	16:42	Sr.	F	538	6
2	Rohner, Nikki	Hinsdale South	17:34	So.	F	407	6
3	Pitts, Andrea	Bishop McNamara	18:21	So.	F	333	6
4	Caruso, Kelly	Minooka	18:59	Jr.	F	437	6
5	Stanton, Shannon	Providence	19:03	So.	F	475	6
6	Brockway, Amber	Herscher	19:08	Sr.	F	369	6
7	Bohr, Jessica	Aurora Central Catholic	19:34	Sr.	F	316	6
8	Mudde, Rachel	Chicago Christian	20:01	Fr.	F	342	6
9	Borneman, Mallor	Yorkville	20:28	Fr.	F	550	6
10	McInnis, Shanno	V.J. Andrew	20:58	Jr.	F	508	6
11	Cichon, Brenda	Gardner South Wilmington	22:43	Fr.	F	365	6
12	Myer, Leann	Ottawa	22:29		F	456	6
13	Ramirez, Marissa	Lisle	24:03:00	Sr.	F	425	6

### 7th Flight - Minooka Flight Invite

Place	Athlete's Name	School	Time	Year	Sex	Race #	Flight #
1	Polzin, Mary Kate	Wheaton St. Francis	16:49	Fr.	F	534	7
2	Eason, Emily	V.J. Andrew	16:57	So.	F	493	7
3	Carr, Kathleen	Hinsdale South	17:31	So.	F	397	7
4	Highbaugh, Amy	Minooka	17:44	So.	F	439	7
5	Worth, Ellen	Bishop McNamara	19:02	So.	F	335	7
6	Gombas, Katie	Providence	19:22	So.	F	465	7
7	Dubert, Melissa	Yorkville	19:53	Sr.	F	549	7
8	Guimond, Mary	Herscher	20:49	Jr.	F	372	7
9	Moller, Kristen	Chicago Christian	21:10	Fr.	F	340	7
10	Thompson, Christ	Ottawa	21:18		F	459	7
11	Jablonsi, Jillian	Lisle	24:41:00	Sr.	F	424	7
-	Bohr, Stephanie	Aurora Central Catholic	-	Sr.	F	317	7

## 2001 Minooka XC – Open Girls' Results

Place	Name	School	Time	Year	Sex	Race #
1	Cosgrove, Molly	Wheaton St. Francis	16:40	So.	F	541
2	Monaco, Nicki	Hinsdale South	16:55	Jr.	F	393
3	Lewis, Brittany	Wheaton St. Francis	17:04	Jr.	F	529
4	Sarna, Jenny	Wheaton St. Francis	17:08	Jr.	F	536
5	Marek, Amy	Wheaton St. Francis	17:18	Fr.	F	530
6	Klecka, Loren	Hinsdale South	17:24	Jr.	F	389
7	McNulty, Siobhan	Wheaton St. Francis	17:28	Sr.	F	532
8	Pavese, Janet	Hinsdale South	17:38	Jr.	F	394
9	Muniz, Monica	East Aurora	17:40	Sr.	F	352
10	Hansen, Rachel	V.J. Andrew	17:43	Jr.	F	499
11	Ulrich, Missy	Wheaton St. Francis	17:44	Sr.	F	539
12	Emmons, Ashley	Hinsdale South	17:57	Jr.	F	387
13	Boesen, Ashley	Wheaton St. Francis	18:02	Fr.	F	523
14	McLaughlin, Liz	Hinsdale South	18:03	Fr.	F	415
15	Christenson, Megan	Hinsdale South	18:14	Fr.	F	411
16	Helberg, Courtney	Wheaton St. Francis	18:39	So.	F	527
17	Klecka, Lindsay	Hinsdale South	18:48	Fr.	F	413
18	Bures, Jill	Hinsdale South	18:49	So.	F	396
19	Conev, Misha	Hinsdale South	18:50	Jr.	F	385
20	Hoganson, Christine	Hinsdale South	18:51	So.	F	400
21	Hilpipre, Liz	Herscher	18:56	Jr.	F	373
22	Sollenberger, Gilly	Wheaton St. Francis	19:13	Jr.	F	537
23	Gangichiodo, Laura	Hinsdale South	19:20	So.	F	398
24	Stalman, Jodi	Hinsdale South	19:21	So.	F	408
25	Messina, Lauren	Bishop McNamara	19:23	So.	F	332
26	Mangrum, Anneliese	Hinsdale South	19:25	So.	F	404
27	Higgins, Julie	Hinsdale South	19:40	Jr.	F	388
28	Lucak, Stephanie	Hinsdale South	20:02	So.	F	403
29	Costa, Kelly	Hinsdale South	20:19	Fr.	F	412
30	Wilkin, Brittany	Providence	20:24	Fr.	F	478
31	Bahr, Amy	Minooka	20:32	Sr.	F	436
32	Juneau, Melissa	Aurora Central Catholic	20:40	Sr.	F	318
33	Tellez, Liz	East Aurora	20:49	So.	F	356
34	Starkey, Siao Linn	Hinsdale South	21:02	Sr.	F	384
35	Arkus, Emily	V.J. Andrew	21:19	Fr.	F	486
36	O'Connell, Maureen	Hinsdale South	21:21	Fr.	F	416
37	Bohr, Stephanie	Aurora Central Catholic	21:32	Sr.	F	317
38	Norgaard, Leslie	Herscher	21:48	Jr.	F	378
39	Gossage, Tracey	V.J. Andrew	21:56	Jr.	F	485
40	Lavazza, Ann	Minooka	21:59	Sr.	F	441
41	Dom, Katie	Bishop McNamara	22:07	So.	F	329
42	Sullivan, Kelly	Hinsdale South	22:09	So.	F	409
43	Braun, Cathy	Wheaton St. Francis	22:27	So.	F	524
44	Krause, Erin	Yorkville	23:09	Fr.	F	551
45	Polancic, Ally	Hinsdale South	23:21	So.	F	406
46	Gollinbok, Nicole	V.J. Andrew	23:35	Fr.	F	497
47	Julie Strand	Bishop McNamara	23:51		F	536
48	Smith, Jessica	V.J. Andrew	24:20	Fr.	F	321
49	Kulkarni, Neve	Hinsdale South	24:46	Jr.	F	390
50	Kostal, Michelle	V.J. Andrew	24:51	Fr.	F	506
51	Pendergast, Amy	V.J. Andrew	24:53	Fr.	F	484
52	Spray, Connie	Minooka	26:21	Fr.	F	445

**Hinsdale South/Proviso East/Willowbrook**  
**September 17, 2001**  
**Girls Varsity**

Place/Runner	School	Time
1. Johnson, Nicole – 10	Hinsdale South	15:20
2. Dennison, Andrea – 11	Hinsdale South	15:25
3. King, Betsy – 12	Willowbrook	15:59
4. Kaminsky, Kate – 12	Hinsdale South	16:09
5. Hayes, Bridget – 10	Hinsdale South	16:12
6. Golba, Julie – 10	Willowbrook	16:14
7. Hoerdeman, Brittany – 12	Willowbrook	16:28
8. Sperlak, Laurie – 9	Hinsdale South	16:31
9. Monaco, Nicki – 11	Hinsdale South	16:33
10. Thieme, Becca – 9	Willowbrook	16:34
11. Rohner, Nikki – 10	Hinsdale South	16:36
12. Klecka, Loren – 11	Hinsdale South	16:47
13. Piper, Alison – 12	Willowbrook	16:54
14. Butler, Megan – 10	Willowbrook	17:01
15. Goetsch, Katie – 10	Willowbrook	17:05
16. Hyde, Marita – 9	Willowbrook	17:09
17. Carr, Kathleen – 10	Hinsdale South	17:09
18. Arce	Proviso East	20:17
19. Vigil	Proviso East	20:34
20. Chaudry	Proviso East 21:56	21:56

**Final Score:**

Hinsdale South 1,2,4,5,8 = 20

Willowbrook 3,6,7,10,12 = 38

Proviso East = no score

**2.4 miles at Tyree Cross Country Course**  
**Course Record: 13:31 Delilah DiCrescenzo, Queen of Peace – 2000**  
**Willowbrook Course Record Holder: 15:29 Brittany Hoerdeman – 2000**





**Hinsdale South/Proviso East/Willowbrook**  
**September 17, 2001**  
**Girls Junior Varsity**

Place/Runner	School	Time
1. Pavese, Janet – 11	Hinsdale South	17:15
2. Libby -	Hinsdale South	17:23
3. Emmons, Ashley – 11	Hinsdale South	17:28
4. Beeman, Kari – 12	Willowbrook	17:35
5. McLaughlin, Liz – 9	Hinsdale South	17:37
6. Golz, Kasey – 12	Willowbrook	17:42
7. Conev, Micha – 11	Hinsdale South	18:15
8. Keeley, Becky – 12	Willowbrook	18:55
9. Wojdyla, Heather – 12	Willowbrook	19:04
10. Higgins, Julie – 11	Hinsdale South	19:14
11. Tenuta, Gina – 10	Willowbrook	19:32
12. Hushour, Jessi – 9	Willowbrook	19:38
13. Swain, Katie – 11	Willowbrook	19:38
14. Bachner, Sara – 10	Willowbrook	20:00
15. Starkey, Siao Linn – 12	Hinsdale South	20:12
16. Lange, Rachel – 11	Willowbrook	20:16
17. Eagan, Peggy – 9	Willowbrook	20:34
18. Llewellyn, Christa – 10	Willowbrook	20:51
19. Jenkins, Krystal – 11	Willowbrook	20:54
20. Petry, Michelle – 9	Willowbrook	20:55
21. Mikrut, Jenny – 10	Willowbrook	21:15
22. Werkau, Lizzie – 10	Willowbrook	21:32
23. Resek, Caroline – 10	Willowbrook	21:21
24. Canning, Laura – 11	Willowbrook	21:56

Final Score:

HS = 1,2,3,5,7 = 18

WB = 4,6,8,9,11 = 38

Proviso East = No Score

**2.4 miles at Tyree Cross Country Course**  
**Course Record: 13:31 Delilah DiCrescenzo, Queen of Peace – 2000**  
**Willowbrook Course Record Holder: 15:29 Brittany Hoerdeman – 2000**



**Hinsdale South/Proviso East/Willowbrook**  
**September 17, 2001**  
**Girls Sophomore**

Place/Runner	School	Time
1. Syperski, Jenny - 9	Willowbrook	17:49
2. Barber	Proviso East	18:03
3. Christenson, Megan - 9	Hinsdale South	18:08
4. Bures, Jill - 10	Hinsdale South	18:08
5. Klecka, Lindsay - 9	Hinsdale South	18:08
6. Dale, Traci - 9	Willowbrook	18:10
7. Gangiochiodo, Laura - 10	Hinsdale South	18:11
8. Meza, Joyce - 10	Willowbrook	18:20
9. Stalman, Jodi - 10	Hinsdale South	18:21
10. Hoganson, Christine - 10	Hinsdale South	18:25
11. Ultreras, Lorina - 10	Willowbrook	18:40
12. Highland, Bridgette - 9	Willowbrook	18:44
13. Palafax, Vanessa - 9	Willowbrook	18:44
14. Costa, Kelly - 9	Hinsdale South	18:55
15. Mangrum, Anneliese - 10	Hinsdale South	21:35
16. Nolte, Caitlin - 10	Willowbrook	19:07
17. Cree, Michelle - 9	Willowbrook	19:09
18. Booth, Lindsey - 10	Willowbrook	19:24
19. Carter	Proviso East	19:24
20. O'Connell, Maureen	Hinsdale South	20:07
21. Lucak, Stephanie - 10	Hinsdale South	20:13
22. Decker	Proviso East	20:58
23. Sullivan, Kelly	Hinsdale South	21:43

Final Team Scores:

HS 2,3,4,6,8, = 22

WB 1,5,7,10,11 = 34

Proviso East = No team score

**2.4 miles at Tyree Cross Country Course**  
**Course Record: 13:31 Delilah DiCrescenzo, Queen of Peace - 2000**  
**Willowbrook Course Record Holder: 15:29 Brittany Hoerdeman - 2000**



Saturday, 9/22/01

Sunrise Park  
Bartlett, Illinois

2001 Bartlett CC Invite  
Girls Varsity Team Results

Teams	Bartlett	Crystal Lake South	Hinsdale South	Lincoln-Way Central	West Chicago	Woodstock
1st	6	1	4	3	2	20
2nd	13	9	12	7	5	21
3rd	26	16	14	8	10	29
4th	28	23	18	15	11	35
5th	36	32	22	17	19	39
6th	37	33	24	30	25	41
7th	40	34	27	38	31	
Team Score	109	81	70	50	47	144
Overall Place	5	4	3	2	1	6

T-451 P.10/13 F-143

Sep-22-01 12:00pm From

2.5 Mile Course

Sunrise Park  
Bartlett, Illinois2001 Bartlett CC Invite  
Girls Varsity Results

Saturday, 9/22/01

Place	Overall	Name	School	Time
1	1	Jacqui Aubert	CLS	16:06.15
2	2	Katy Kostel	WC	16:28.14
3	3	Kadi Lafferty	LW	16:45.69
4	4	Nicole Johnson	HS	16:58.39
5	5	Christy Adduci	WC	16:59.82
6	6	Katie Dzirelski	BHS	17:00.17
7	7	Ashley Rittenbacher	LW	17:08.22
8	8	Jaclyn Wagner	LW	17:13.43
9	9	Stephanie Michone	CLS	17:14.07
10	10	Kim Falca	WC	17:14.59
11	11	Erin Kirby	WC	17:25.00
12	12	Andraa Dennis	HS	17:27.24
13	13	Ani Szatkowski	BHS	17:29.38
14	14	Bridget Hayes	HS	17:33.11
15	15	Angela Hattemer	LW	17:34.104
16	16	Tiffany Lawler	CLS	17:42.24
17	17	Melanie Moninger	LW	17:47.44
18	18	Laurie Spierak	HS	17:52.65
19	19	Megan Andracki	WC	18:02.66
20	20	Monica Howe	WS	18:04.20
21	21	Kelly Mensing	WS	18:06.16
22	22	Nicole Rohner	HS	18:07.53
23	23	Danielle Bracke	CLS	18:08.24
24	24	Kate Kaminski	HS	18:08.28
25	25	Tenni Boyd	WC	18:19.78
26	26	Jen Bailey	BHS	18:37.39
27	27	Nicole Monaco	HS	18:39.88
28	28	Autumn Dugas	BHS	18:43.60
29	29	Amanda Sotroff	WS	18:44.34
30	30	Sarah Thindorf	LW	18:52.73
31	31	Jessica Cuijak	WC	19:02.64
32	32	Liz Richards	CLS	19:05.14
33	33	Emily Webers	CLS	19:18.03
34	34	Melissa Hamler	CLS	19:30.46
35	35	Tara Hakk	WS	19:37.43
36	36	Analisa Perco	BHS	19:50.40
37	37	Kristie Joerg	BHS	20:02.80
38	38	Kristina Thurncroft	LW	20:10.93
39	39	Leva Spodri	WS	20:56.00
40	40	Alison Cebulko	BHS	21:13.56
41	41	Niki Proutor	WS	22:53.39
42				
43				
44				
45				
46				
47				
48				
49				

Sunrise Park  
Bartlett, Illinois2001 Bartlett CC Invite  
Girls F/S Results

Saturday, 9/22/01

Place	Overall	Name	School	Time
1	1	Bryce Wolfe	WC	18:34.73
2	2	Kathleen Carr	Hinsdale South	18:39.43
3	3	Kelly Wdowiarz	WC	18:54.89
4	4	Amy Burns	BHS	19:13.88
5	5	Briquet Olson	BHS	19:18.70
6	6	Liz McLaughlin	HS	19:19.19
7	7	Laura Gangi	HS	19:52.89
8	8	Danielle Perreiter	LW	19:53.65
9	9	Jill Bines	BHS	19:54.23
10	10	Hilary Cebulka	BHS	19:54.86
11	11	Lindsay Klecka	HS	19:55.39
12	12	Megan Christenson	HS	20:05.05
13	13	Candice Janowiak	BHS	20:22.80
14	14	Becky Wilkening	WC	20:27.59
15	15	Todi Stalman	HS	20:56.36
16	16	Marie Ulin	WC	21:31.97
17	17	Nicole Pirano	BHS	21:45.37
18	18	Mary Beth Selby	LWC	21:46.85
19	19	Amy Borchsenk	LW	21:58.44
20	20	Laura Anders	WC	22:32.98
21	21	Nikki Kaulich	BHS	22:58.88
22				

Sunrise Park  
Bartlett, Illinois2001 Bartlett CC Invite  
Girls F/S Team Results

Teams	Bartlett	Crystal Lake South	Hinsdale South	Lincoln-Way Central	West Chicago
1st	4		2		1
2nd	5		6		3
3rd	9		7		13
4th	12		8		15
5th	16		10		17
6th	19		11		18
7th	DNF		14		
Team Score	46		33		49
Overall Place	2		1		3

Sunrise Park  
Bartlett, Illinois

# Girls

 2001 Bartlett CC Invite  
Open Results

Saturday, 9/22/01

Place	Overall	Name	School	Time
1	1	Loren Klecka	HS	18:51.49
2	2	Ashley Emmons	HS	19:12.21
3	3	Bethany Libby	HS	19:27.87
4	4	Millie Bean	CLS	20:07.80
5	4	Krista McClain	HS	20:17.17
6	5	Misha Coneu	HS	20:23.67
7	7	Elizabeth Kennedy	CLS	20:31.66
8	6	Sarah Choxi	BHS	21:12.78
9	7	Kelly Costa	HS	21:15.56
10	8	Stephanie Lucak	HS	21:21.27
11	9	Jillie Higgins	HS	21:45.89
12	10	Chris Hobanson	HS	22:02.26
13	11			22:08.19
14	12	Amanda Emrich	BHS	22:33.64
15	15	Chris Symeonides	HS	22:44.12
16	14	Sao Linn Starkey	HS	22:51.37
17	15	Lisa Burns	BHS	24:02.41
18	16	Kelly Sullivan	HS	24:25.48
19	17	Erica Garvey	BHS	25:11.57
20	18	Arda Onochara	BHS	25:54.95
21	19	Claire Mascolopitto	BHS	26:04.33
22	20	Ally Patonic	HS	26:14.37
23		Katie Farmer	CLS	26:55.97
24	21	Newe Kul Karni	HS	28:05

Sunrise Park  
Bartlett, Illinois
 2001 Bartlett CC Invite  
Girls Open Team Results

Teams	Bartlett	Crystal Lake South	Hinsdale South	Lincoln-Way Central	West Chicago
1st	6		1		
2nd	12		2		
3rd	15		3		
4th	17		4		
5th	18		5		
6th	19		7		
7th			8		
Team Score	68		15		
Overall Place	2		1		

# WEST SUBURBAN CONFERENCE CROSS COUNTRY MEET RESULTS

Teams: *DOWNERS GROVE SOUTH*  
vs *HENSDALE SOUTH* at *KATHERINE LEECE PK*

Division: *VAR GIRLS*

Date: *9/24/01*

Course Length and Record: *2.5*

Weather Conditions: *COOL*

TEAMS	<i>HS DS</i>			
1	<i>4</i>	<i>1</i>		
2	<i>5</i>	<i>2</i>		
3	<i>10</i>	<i>3</i>		
4	<i>11</i>	<i>6</i>		
5	<i>12</i>	<i>7</i>		
TEAM SCORE	<i>42</i>	<i>19</i>		
6	<i>13</i>	<i>8</i>		
7		<i>9</i>		

## ORDER OF FINISH

	Name	School	Time		Name	School	Time
1.	<i>Jones</i>	<i>D</i>	<i>16:01</i>	36.			
2.	<i>Malter</i>	<i>D</i>	<i>02</i>	37.			
3.	<i>Kind</i>	<i>D</i>	<i>11</i>	38.			
4.	<i>Johnson</i>	<i>H</i>	<i>12</i>	39.			
5.	<i>Dennison</i>	<i>H</i>	<i>30</i>	40.			
6.	<i>King</i>	<i>D</i>	<i>46</i>	41.			
7.	<i>Picet</i>	<i>D</i>	<i>47</i>	42.			
8.	<i>Gabel</i>	<i>D</i>	<i>47</i>	43.			
9.	<i>Heckman</i>	<i>D</i>	<i>48</i>	44.			
10.	<i>Sperlack</i>	<i>H</i>	<i>17:24</i>	45.			
11.	<i>Kaminski</i>	<i>H</i>	<i>17:33</i>	46.			
12.	<i>Rohner</i>	<i>H</i>	<i>17:58</i>	47.			
13.	<i>Monaco</i>	<i>H</i>	<i>18:15</i>	48.			
14.				49.			
15.				50.			
16.				51.			
17.				52.			
18.				53.			
19.				54.			
20.				55.			
21.				56.			
22.				57.			
23.				58.			
24.				59.			
25.				60.			
26.				61.			

WEST SUBURBAN CONFERENCE  
CROSS COUNTRY MEET RESULTS

Teams: DOWNERS GROVE SOUTH  
VS HENSDALE SOUTH at KATHERINE LEWIS  
Division: ~~WHITE~~ GIRLS ~~HS~~ JV / FS ~~HS~~ ~~HS~~  
Date: 9/24/01  
Course Length and Record: ~~2.5~~ 2.5

TEAMS	HS	JS	HS	DS
1	2	1	5	1
2	6	3	6	2
3	8	4	7	3
4	10	5	8	4
5	11	7	12	9
TEAM SCORE	37	20	38	19
6	12	9	13	10
7	14	13	14	11

Weather Conditions: COOL

ORDER OF FINISH

Name	School	Time	Name	School	Time
1. Konlar	D	17:11	36. O'Connell	H	21:25
2. Rapeta	D	:12	37. JV Saternus	D	:26
3. JV Rossi	D	:35	38. JV Williamson	D	:28
4. JV Emmons	H	:48	39. JV Staroscik	D	:33
5. JV Smith	D	:52	40. Glenn	D	:34
6. JV Anderson	D	18:04	41. Kind	D	22:57
7. JV Domijan	D	:24	42. Kiburz	D	:57
8. JV McLaughlan	H	:31	43. JV Kulkarni	H	24:47
9. JV Cuzzone	D	:35	44. <del>HS</del> Polancic	H	:51
10. Lee	D	:37	45. <del>Meghan</del> Callahan	D	25:00
11. JV Pavese	H	:38	46. Patterson	D	26:17
12. JV Lynyon	D	:38			
13. JV McClain	H	:44			
14. Lucianek	D	19:00			
15. JV Libby	H	:05			
16. Christenson	H	:14			
17. Gangi	H	:20			
18. Klecka	H	:20			
19. Burs	H	:21			
20. Walker	D	:40			
21. JV Conel	H	:42			
22. Zielke	D	:43			
23. Duffey	D	:44			
24. JV Ossimahn	D	:48			
25. Stalman	H	:49			
26. JV Rao	D	20:08			
27. JV Mitchell	D	:11			
28. JV Laiter	D	:16			
29. Powell	D	:16			
30. Hines	D	:17			
31. Costa	H	:19			
32. Heggenson	H	:22			
33. Lucak	H	:39			
34. JV Patterson	D	:46			
35. JV Higgins	H	21:10			

WHITE Fax or Send to Conference Resource AD

YELLOW/PINK Visiting Schools GOLD Host School





# 31st Annual Patrick Savage Invitational

October 6, 2001  
 Girls Varsity (Red)  
 2.5 miles

## RACE RESULTS

Course record is 0:14:15%2.0 by Katie Hartman of Woodstock on October 2, 1999

Place	Place	School	Name	Time
Overall	Score			
1	1	Deerfield	Erika Odlaug (Sr)	0:13:53.1
2	2	Lake Park	Maddie Macejik (So)	0:15:25.9
3	3	Maria	Susana Martinez (Jr)	0:15:30.6
4	4	Glenbrook North	Jessie Goldbus (So)	0:15:32.3
5	5	Dundee-Crown	Amanda Domich (Jr)	0:15:34.6
6	6	Grayslake	Kristine Pearson (Sr)	0:15:41.5
7	7	Argo	Lizette Ruvalcaba (Sr)	0:15:46.6
8	8	Hinsdale Central	Jordan Laney (Jr)	0:15:47.0
9	9	Hinsdale Central	Kimberly Freking (Jr)	0:15:59.7
10	10	Glenbrook North	Alyssa Illian (Sr)	0:16:01.2
11	11	Farragut	Laura Macias (Sr)	0:16:02.5
12	12	Hinsdale Central	Jessica Roper (Fr)	0:16:08.7
13	13	Lake Park	Alison Braun (So)	0:16:10.7
14	14	Marian Central Catholic	Megan Ivers (Sr)	0:16:14.1
15	15	Glenbrook North	Jana Schneider (Jr)	0:16:22.5
16	16	Hinsdale South	Nicole Johnson (So)	0:16:25.7
17	17	Hinsdale Central	Linda Seliga (So)	0:16:30.7
18	18	Leyden	Jessica Salgado (Sr)	0:16:32.9
19	19	Lake Park	Liz Tumminaro (Sr)	0:16:34.8
20	20	Glenbrook North	Stephanie Werner (Sr)	0:16:35.7
21	21	Lake Park	Tara Noworul (So)	0:16:39.2
22	22	Hinsdale Central	Meghan Bates (So)	0:16:40.7
23	23	Hinsdale South	Andrea Dennison (Jr)	0:16:41.0
24	24	Lincoln Park	Jessica Vaughn (Sr)	0:16:41.4
25	25	Marian Central Catholic	Nicole Buch (So)	0:16:47.3
26	26	Glenbrook North	Leah Guidone (Fr)	0:16:49.9
27	27	Lane Tech	Trisha Dave (Sr)	0:16:51.1
28	28	Lake Park	Elizabeth Pike (Fr)	0:16:51.6
29	29	Glenbrook North	Annie Ferren (Jr)	0:16:52.3
30	30	Hinsdale South	Kate Kaminski (Sr)	0:16:56.8
31	31	Evanston Township	Kudzai Mutasa (Sr)	0:16:57.2
32	32	Glenbrook North	Jessica Elke (Jr)	0:16:57.8
33	33	Lincoln Park	Arien O'Connell (Sr)	0:16:59.1
34	34	Hinsdale Central	Christina Freking (Jr)	0:17:00.0
35	35	Evanston Township	Caroline Gaymore (Sr)	0:17:06.9
36	36	Lake Park	Rachel Larson (Jr)	0:17:10.5
37	37	Lincoln Park	Sarah Vaughn (Sr)	0:17:12.5
38	38	Marian Central Catholic	Justine Petras (So)	0:17:19.3
39	39	Hinsdale South	Bridget Hayes (So)	0:17:23.4
40		Glenbrook North	Lauren Christiansen (So)	0:17:24.5
41		Glenbrook North	Gemma Sabbia (Jr)	0:17:25.2
42	40	Latin	Megan Nash (Fr)	0:17:29.7
43	41	Evanston Township	Emma Spehar (So)	0:17:30.0
44	42	Evanston Township	Zoe Berman (Jr)	0:17:30.8
45	43	Jones Magnet	Daisy Zamora (Jr)	0:17:31.8

# 31st Annual Patrick Savage Invitational

October 6, 2001

Girls Varsity (Red)

2.5 miles

## RACE RESULTS (cont.)

Course record is 0:14:15%2.0 by Katie Hartman of Woodstock on October 2, 1999

Place	Overall Score	School	Name	Time
46	44	Maria	Kristina Ziurcihskaite(Fr)	0:17:35.3
47	45	Lake Park	Jennifer Bach (Jr)	0:17:35.8
48	46	Grayslake	Rebecca Olejniczak (Sr)	0:17:36.9
49	47	Hinsdale South	Nicki Monaco (Jr)	0:17:38.0
50	48	Evanston Township	Kate Wodika (Sr)	0:17:39.0
51	49	Evanston Township	Alyssa Yokota-Lewis (So)	0:17:40.7
52	50	Hinsdale South	Laurie Sperlak (Fr)	0:17:42.7
53	51	Hinsdale South	Nikki Rohner (So)	0:17:51.5
54	52	Evanston Township	Clair Griffin (Jr)	0:17:56.4
55		Glenbrook North	Sarah Hesselman (Sr)	0:17:56.8
56	53	Highland Park	Alexis Stevenson (Jr)	0:17:59.9
57	54	Highland Park	Katherine Kent (Jr)	0:18:08.1
58	55	Leyden	Kristy Salgado (Sr)	0:18:11.9
59	56	Deerfield-Cambridge,WI	Lindsey LaPlant (Jr)	0:18:13.3
60	57	Leyden	Amy Holcomb (Jr)	0:18:15.3
61	58	Highland Park	Jocelin Carrenza (Sr)	0:18:16.8
62	59	Latin	Liz Waugh (Jr)	0:18:17.3
63	60	Deerfield	Sarah Hansen (So)	0:18:22.6
64	61	Lane Tech	Amanda Pryce (Jr)	0:18:25.0
65	62	Deerfield	Jaclyn Boyd (Jr)	0:18:34.2
66	63	Highland Park	Shannon Saliba (Jr)	0:18:36.3
67	64	Lane Tech	Angie Dscoz (Fr)	0:18:38.0
68	65	Dundee-Crown	Danielle Hoster (Sr)	0:18:45.3
69	66	Highland Park	Jacobline Sperling (Sr)	0:18:46.6
70	67	Marian Central Catholic	Nicole Geers (So)	0:18:50.3
71	68	Latin	Jordy Feiger (Fr)	0:18:55.9
72	69	Marian Central Catholic	Jamie Griffin (Fr)	0:19:00.7
73	70	Deerfield	Ellen Goldblatt (So)	0:19:03.9
74	71	Deerfield	Allie Gathang (Jr)	0:19:13.1
75	72	Lincoln Park	Martha Kanthak (Jr)	0:19:23.9
76	73	Argo	Isela Ponce (Fr)	0:19:54.5
77	74	Latin	Emma Baumgartner (So)	0:19:57.0
78	75	Latin	Shilpa Yeldandi (Jr)	0:19:58.4
79	76	Deerfield-Cambridge,WI	Jessica Bender (Sr)	0:20:01.2
80	77	Dundee-Crown	Angela Cerrito (Jr)	0:20:04.7
81	78	Deerfield	Leda Ghannad (Sr)	0:20:06.4
82	79	Jones Magnet	Rocio Bahena (Jr)	0:20:13.3
83	80	Latin	Caroline Bowker (Fr)	0:20:14.2
84	81	Deerfield	Nikki Kopelson (Jr)	0:20:23.8
85	82	Lane Tech	Kyra Mercano (Jr)	0:20:41.5
86	83	Leyden	Jackie Tijerina (Jr)	0:20:41.7
87	84	Immaculate Heart of Mary	Julia McKee (Sr)	0:20:49.0
88	85	Lane Tech	Whitney Beais (So)	0:20:50.5
89	86	Lane Tech	Sana Al (So)	0:20:51.0
90	87	Dundee-Crown	Liz Sanchez (Sr)	0:21:07.3

First Annual Patrick Savage Invitational

October 6, 2001  
 -Girls Varsity (Red)  
 2.5 miles

RACE RESULTS (cont.)

Course record is 0:14:15%2.0 by Katie Hartman of Woodstock on October 2, 1999

Place	Overall Score	School	Name	Time
91	88	Leyden	Kristin Reger (Sr)	0:21:10.9
92	89	Deerfield-Cambridge,WI	Bailey Veesenmeyer (Sr)	0:21:14.6
93	90	Argo	Lori Garcia (Sr)	0:21:21.4
94	91	Argo	Jadwiga Zarebczan (Fr)	0:21:22.4
95	92	Maria	Ashanti Robertson (Fr)	0:21:28.7
96	93	Maria	Jennifer Flores (Sr)	0:21:29.2
97	94	Good Counsel	ChenWei Tsai (Jr)	0:22:48.2
98	95	Lincoln Park	Jessica Wollwage (Jr)	0:23:02.1
99	96	Good Counsel	Katie Betzolt (Jr)	0:23:39.0
100	97	Mather	Susann Revolorio (Jr)	0:24:00.5
101	98	Maria	Karen Crider (Jr)	0:25:07.7
102	99	Maria	Jasmine Magana (Fr)	0:25:12.9
103	100	Immaculate Heart of Mary	Bianca Linares (Jr)	0:25:21.3
104	101	Mather	Thamara Caetro (Sr)	0:26:30.9
105	102	Good Counsel	Aura Perez (Jr)	0:26:52.6
106	103	Argo	Sheetal Kesari (So)	0:27:12.8
107	104	Good Counsel	Violet Green (Sr)	0:31:00.4

FINAL TEAM STANDINGS:

Place	School	Score	Scoring Places							
1	Hinsdale Central	68	8,	9,	12,	17,	22,	34		
2	Glenbrook North	75	4,	10,	15,	20,	26,	29,	32	
3	Lake Park	83	2,	13,	19,	21,	28,	36,	45	
4	Hinsdale South	155	16,	23,	30,	39,	47,	50,	51	
5	Evanston Township	197	31,	35,	41,	42,	48,	49,	52	
6	Marian Central Catholic	213	14,	25,	38,	67,	69			
7	Lincoln Park	261	24,	33,	37,	72,	95			
8	Deerfield	264	1,	60,	62,	70,	71,	78,	81	
9	Highland Park	294	53,	54,	58,	63,	66			
10	Leyden	301	18,	55,	57,	83,	88			
11	Latin	316	40,	59,	68,	74,	75,	80		
12	Lane Tech	319	27,	61,	64,	82,	85,	86		
13	Maria	330	3,	44,	92,	93,	98,	99		
14	Dundee-Crown	339	5,	65,	77,	87,	105			
15	Argo	364	7,	73,	90,	91,	103			
16	Grayslake	367	6,	46,	105,	105,	105			
17	Farragut	431	11,	105,	105,	105,	105			
18	Deerfield-Cambridge,WI	431	56,	76,	89,	105,	105			
19	Jones Magnet	437	43,	79,	105,	105,	105			
20	Immaculate Heart of Mary	499	84,	100,	105,	105,	105			
21	Good Counsel	501	94,	96,	102,	104,	105			
22	Mather	513	97,	101,	105,	105,	105			
23	Hoffman Estates	No Score	- Had only 0 finishers							
24	Luther South	No Score	- Had only 0 finishers							

# 31st Annual Patrick Savage Invitational

October 6, 2001  
Girls JV (Red)  
2 miles

## FINAL TEAM STANDINGS:

Place	School	Score	Scoring Places								
1	Lake Park	22	1,	2,	3,	6,	10,	11,	13		
2	Hinsdale Central	49	4,	5,	8,	15,	17,	23,	35		
3	Hinsdale South	61	7,	9,	12,	14,	19,	21,	24		
4	Evanston Township	114	16,	20,	22,	26,	30,	31,	32		
5	Dundee-Crown	175	28,	33,	34,	37,	43,	50			
6	Hoffman Estates	191	18,	29,	38,	53,	53				
7	Highland Park	193	25,	36,	39,	45,	48				
8	Glenbrook North	228	27,	42,	53,	53,	53				
9	Deerfield	232	40,	44,	47,	49,	52				
10	Leyden	251	41,	51,	53,	53,	53				
11	Grayslake	258	46,	53,	53,	53,	53				
12	Argo	No Score	- Had only 0 finishers								
13	Deerfield-Cambridge,WI	No Score	- Had only 0 finishers								
14	Farragut	No Score	- Had only 0 finishers								
15	Good Counsel	No Score	- Had only 0 finishers								
16	Immaculate Heart of Mary	No Score	- Had only 0 finishers								
17	Jones Magnet	No Score	- Had only 0 finishers								
18	Lane Tech	No Score	- Had only 0 finishers								
19	Latin	No Score	- Had only 0 finishers								
20	Lincoln Park	No Score	- Had only 0 finishers								
21	Luther South	No Score	- Had only 0 finishers								
22	Maria	No Score	- Had only 0 finishers								
23	Marian Central Catholic	No Score	- Had only 0 finishers								
24	Mather	No Score	- Had only 0 finishers								

Program (C) 1985-2001 Fred Kreppert, Yorkville, IL (630) 553-7245 fred@kompusport.com  
Results by Kreppert Kompusport Software, Yorkville, IL <http://www.kompusport.com>

# 1st Annual Patrick Savage Invitational

October 6, 2001  
 Girls JV (Red)  
 Results

## RESULTS

Place	School	Name	Time
1	Lake Park	Katheryn Kohles (Fr)	0:13:30.0
2	Lake Park	Mallory Beagley (Fr)	0:13:30.5
3	Lake Park	Aubrie Hatzold (Fr)	0:13:58.2
4	Hinsdale Central	Perri Pozulp (Jr)	0:13:58.5
5	Hinsdale Central	Rachel Davis (Jr)	0:13:58.9
6	Lake Park	Rachel Beagley (Jr)	0:14:00.4
7	Hinsdale South	Kathleen Carr (So)	0:14:10.0
8	Hinsdale Central	Jamie Sodikoff (Jr)	0:14:12.5
9	Hinsdale South	Ashley Emmons	0:14:18.1
10	Lake Park	Mary Gord (Sr)	0:14:18.4
11	Lake Park	Morgan McGovern (So)	0:14:19.1
12	Hinsdale South	Liz McLaughlin (Fr)	0:14:19.4
13	Lake Park	Laura Benages (So)	0:14:20.1
14	Hinsdale South	Bethany Libby (Jr)	0:14:22.7
15	Hinsdale Central	Liz Seiferth (Jr)	0:14:31.2
16	Evanston Township	Barie Novack (So)	0:14:32.4
17	Hinsdale Central	Danielle Rub (Jr)	0:14:33.3
18	Hoffman Estates	Jana Silverman (Sr)	0:14:35.6
	Lake Park	Sarah Konkel (Sr)	0:14:37.8
19	Hinsdale South	Loren Klecka (Jr)	0:14:40.9
20	Evanston Township	Kate Malarkey (Sr)	0:14:41.5
	Lake Park	Katie Hatfield (Sr)	0:14:43.3
	Lake Park	Janelle Bezdicek (Jr)	0:14:46.4
21	Hinsdale South	Janet Pavese (Jr)	0:14:46.7
22	Evanston Township	Claire Bush (Sr)	0:14:47.5
	Lake Park	Jaime Mueller (So)	0:14:48.6
23	Hinsdale Central	Leah Stein (Sr)	0:14:51.2
24	Hinsdale South	Megan Christenson (Fr)	0:14:56.1
	Hinsdale South	Laura Gangichiodo (So)	0:14:58.6
	Lake Park	Lindsey Kennedy (So)	0:15:01.0
	Lake Park	Kathy Czarny (Fr)	0:15:12.1
25	Highland Park	Jennifer Brunson (Fr)	0:15:14.1
26	Evanston Township	Susanne Pfeil (Sr)	0:15:19.8
27	Glenbrook North	Carly Torch (Jr)	0:15:20.8
28	Dundee-Crown	Emma Swift (Jr)	0:15:26.4
29	Hoffman Estates	Michelle Alvarado (Sr)	0:15:26.9
30	Evanston Township	Liz Figel (Sr)	0:15:28.2
	Hinsdale South	Misha Conev (Jr)	0:15:28.8
31	Evanston Township	Kate Hoppock (Jr)	0:15:33.2
32	Evanston Township	Kate Schwartz	0:15:34.4
	Evanston Township	Rachel Bobinsky (Sr)	0:15:36.8
33	Dundee-Crown	Pam Bittler (Jr)	0:15:44.0
	Hinsdale South	Lindsay Klecka (Fr)	0:15:45.5
34	Dundee-Crown	Lauren Hernandez (Jr)	0:15:49.4
35	Hinsdale Central	Lisa Quirk (Sr)	0:15:50.9

# 31st Annual Patrick Savage Invitational

October 6, 2001

Girls JV (Red)

2 miles

## RACE RESULTS (cont.)

Place	Overall Score	School	Name	Time
46	36	Highland Park	Katherine Reisner (Jr)	0:15:51.3
47		Evanston Township	Alissa Malczar (Sr)	0:15:55.9
48		Evanston Township	Melissa Taylor (Jr)	0:15:56.7
49	37	Dundee-Crown	Cindy Olszynski (Jr)	0:15:57.5
50		Evanston Township	Casidy Hubbarth (Jr)	0:16:01.7
51		Evanston Township	Julie Good (Sr)	0:16:03.3
52		Hinsdale Central	Nicole Godal (Fr)	0:16:08.8
53	38	Hoffman Estates	Judy Vanderowym (So)	0:16:09.2
54	39	Highland Park	Ellen Siolar (Sr)	0:16:22.1
55	40	Deerfield	Sira Goldman (Sr)	0:16:23.9
56	41	Leyden	Thinzar Tun (Jr)	0:16:26.1
57	42	Glenbrook North	Amanda Metzler (Jr)	0:16:38.6
58	43	Dundee-Crown	Jenna Clark (Jr)	0:16:46.2
59		Hinsdale South	SiaoLinn Starkey (Sr)	0:16:48.0
60		Evanston Township	Caitlin Dolkart (Jr)	0:16:53.4
61		Evanston Township	Sara Leone (Sr)	0:17:26.2
62	44	Deerfield	Maxine Glass (Sr)	0:17:27.1
63	45	Highland Park	Michelle Wril (Sr)	0:17:28.5
64	46	Grayslake	Allison Murphy (Jr)	0:17:33.9
65		Hinsdale South	Julie Higgins	0:17:47.9
66	47	Deerfield	Tatum Geselter (Sr)	0:18:06.3
67	48	Highland Park	Jane Stolar (So)	0:18:18.0
68		Evanston Township	Rebekah Lee (Sr)	0:18:23.8
69		Evanston Township	Jessica Wagner (Jr)	0:18:24.2
70	49	Deerfield	Jenna Leving (Sr)	0:18:28.3
71	50	Dundee-Crown	Jenny Pytel (Jr)	0:18:33.1
72		Hinsdale South	Neve Kulkarni (Jr)	0:19:33.9
73		Evanston Township	Emily Widmer (Jr)	0:19:48.7
74	51	Leyden	Nguwah Tun (Sr)	0:20:00.3
75	52	Deerfield	Jaime Boruszak (Sr)	0:23:38.7

Program (C) 1985-2001 Fred Kreppert, Yorkville, IL (630) 553-7245 fred@kompusport.com  
Results by Kreppert Kompusport Software, Yorkville, IL http://www.kompusport.com

# 31st Annual Patrick Savage Invitational

October 6, 2001  
Girls Fr/So (Red)  
2 miles

## FINAL TEAM STANDINGS:

Place	School	Score	Scoring Places						
1	Hinsdale Central	30	2,	4,	7,	8,	9,	10,	11
2	Dundee-Crown	53	3,	6,	12,	15,	17,	33,	36
3	Highland Park	112	16,	19,	24,	25,	28,	42,	43
4	Argo	148	1,	18,	26,	30,	73		
5	Evanston Township	188	27,	29,	35,	48,	49,	50,	51
6	Leyden	225	13,	22,	57,	61,	72,	77,	89
7	Grayslake	228	32,	34,	41,	58,	63		
8	Hoffman Estates	251	21,	31,	44,	75,	80,	99,	100
9	Hinsdale South	259	40,	46,	47,	62,	64,	76,	88
10	Lane Tech	274	14,	59,	60,	67,	74,	81,	84
11	Glenbrook North	278	5,	20,	53,	95,	105		
12	Marian Central Catholic	280	23,	54,	55,	69,	79,	87	
13	Deerfield	286	37,	52,	56,	70,	71,	82,	83
14	Immaculate Heart of Mary	357	38,	45,	86,	92,	96,	101,	102
15	Jones Magnet	372	39,	68,	78,	93,	94,	97	
16	Mather	397	65,	66,	85,	90,	91,	98	
17	Lincoln Park	522	103,	104,	105,	105,	105		
18	Deerfield-Cambridge, WI	No Score	- Had only 0 finishers						
19	Farragut	No Score	- Had only 0 finishers						
20	Good Counsel	No Score	- Had only 0 finishers						
21	Lake Park	No Score	- Had only 0 finishers						
22	Latin	No Score	- Had only 0 finishers						
23	Luther South	No Score	- Had only 0 finishers						
24	Maria	No Score	- Had only 0 finishers						

Program (C) 1985-2001 Fred Kreppert, Yorkville, IL (630) 553-7245 fred@kompusport.com  
Results by Kreppert Kompusport Software, Yorkville, IL http://www.kompusport.com



# 31st Annual Patrick Savage Invitational

October 6, 2001  
 Girls Fr/So (Red)  
 2 miles

## RACE RESULTS

Place	Place	School	Name	Time
Ovral	Score			
1	1	Argo	Stephanie Sorn (So)	0:12:40.5
2	2	Hinsdale Central	Danyelle Somerfield (Fr)	0:13:16.1
3	3	Dundee-Crown	Courtney Hilgart (Fr)	0:13:16.8
4	4	Hinsdale Central	Esther Yi (Fr)	0:13:19.8
5	5	Glenbrook North	Catlin Lee (So)	0:13:22.2
6	6	Dundee-Crown	Kaylin Rowland (So)	0:13:29.0
7	7	Hinsdale Central	Margaret Barr (So)	0:13:29.4
8	8	Hinsdale Central	Alaina Lasinski (Fr)	0:13:35.1
9	9	Hinsdale Central	Mandy Letizia (So)	0:13:36.7
10	10	Hinsdale Central	Audrey Evans (So)	0:13:39.1
11	11	Hinsdale Central	Anique Walters (So)	0:13:53.8
12		Hinsdale Central	Elizabeth Renwick (Fr)	0:13:59.0
13	12	Dundee-Crown	Amber Peszat (Fr)	0:14:07.1
14	13	Leyden	Kelly Naborowski (Fr)	0:14:08.8
15	14	Lane Tech	Ursala Szcemecto (Fr)	0:14:11.1
16	15	Dundee-Crown	Holly Bertram (So)	0:14:11.6
17	16	Highland Park	Jessica Calihan (So)	0:14:14.3
18	17	Dundee-Crown	Genna Byrd (Fr)	0:14:17.1
19	18	Argo	Nicole DiGangi (So)	0:14:17.5
20	19	Highland Park	Elsea Luna (So)	0:14:19.9
21		Hinsdale Central	Anna Skala (So)	0:14:22.5
22	20	Glenbrook North	Brittney Spaulding (So)	0:14:25.4
23	21	Hoffman Estates	Tia Craig (So)	0:14:25.9
24	22	Leyden	Lizzy Sponholtz (So)	0:14:30.8
25	23	Marian Central Catholic	Nora Evans (Fr)	0:14:34.7
26	24	Highland Park	Shannon Elkins (So)	0:14:41.1
27	25	Highland Park	Ashley Wolin (So)	0:14:44.1
28	26	Argo	Yivette Vazquez (Fr)	0:14:45.7
29	27	Evanston Township	AmyJo Kiamm (So)	0:14:48.3
30	28	Highland Park	Chloe Rossen (So)	0:14:49.5
31		Hinsdale Central	Christine Caver (Fr)	0:14:50.6
32	29	Evanston Township	Emily Cornwell (So)	0:14:51.6
33	30	Argo	Lizet Martinez (So)	0:14:52.3
34		Hinsdale Central	Amy Malo (So)	0:14:53.1
35	31	Hoffman Estates	Jackie Lamb (So)	0:14:53.7
36		Hinsdale Central	Adriana Andreou (So)	0:14:54.1
37	32	Grayslake	Kelsey Nordine (Fr)	0:14:54.6
38	33	Dundee-Crown	Ashley Nickels (So)	0:14:58.4
39	34	Grayslake	April Kaminski (Fr)	0:15:02.6
40	35	Evanston Township	Leslie Eme (Fr)	0:15:07.5
41	36	Dundee-Crown	Vera Sutfin (Fr)	0:15:14.1
42	37	Deerfield	Danielle Kudas (Fr)	0:15:16.3
43		Hinsdale Central	Sara Lyons (Fr)	0:15:21.1
44	38	Immaculate Heart of Mary	Theresa Gabel (So)	0:15:22.2
45	39	Jones Magnet	Yael Mayer (Fr)	0:15:27.7

# 31st Annual Patrick Savage Invitational

October 6, 2001  
 Girls Fr/So (Red)  
 2 miles

## RACE RESULTS (cont.)

Place	Overall Score	School	Name	Time
46	40	Hinsdale South	Jodi Stalman (So)	0:15:28.0
47	41	Grayslake	Danielle Todd (Fr)	0:15:28.3
48	42	Highland Park	Cara Edelstein (So)	0:15:28.8
49	43	Highland Park	Alexi Vahlkamp (Fr)	0:15:29.3
50	44	Hoffman Estates	Jenny Samankowski (So)	0:15:31.2
51		Hinsdale Central	Margaret Szadzinski (So)	0:15:33.7
52	45	Immaculate Heart of Mary	Michelle Duplancich (Fr)	0:15:35.3
53	46	Hinsdale South	Kelly Costa (Fr)	0:15:35.6
54	47	Hinsdale South	Anneliese Mangrum (So)	0:15:40.1
55	48	Evanston Township	Savanah Albert (Fr)	0:15:44.3
56	49	Evanston Township	Alison Ossyra (So)	0:15:44.9
57	50	Evanston Township	Lorrie Roche (So)	0:15:45.7
58	51	Evanston Township	Tanya Gottlieb	0:15:46.2
59	52	Deerfield	Jennifer Kolb (Fr)	0:15:46.6
60	53	Glenbrook North	Michelle Parks (Fr)	0:15:47.0
61	54	Marian Central Catholic	Ellen Garvin (So)	0:15:47.4
62	55	Marian Central Catholic	Michaella Parker (Fr)	0:15:48.2
63	56	Deerfield	Elana Fisher (Fr)	0:15:48.7
64		Evanston Township	Julia Shiplett (Fr)	0:15:49.3
65	57	Leyden	Marlena Rosado (Fr)	0:15:50.2
66		Evanston Township	Hannah Carre (Fr)	0:15:51.0
67	58	Grayslake	Lynett Napier (Fr)	0:15:54.6
68	59	Lane Tech	Jessica Melhuse (Fr)	0:15:55.6
69	60	Lane Tech	Laura Pitiwos (Fr)	0:15:57.9
70		Hinsdale Central	Nicole Poulos (Fr)	0:15:59.5
71	61	Leyden	Anita Monge (Fr)	0:16:00.5
72	62	Hinsdale South	Christine Hoganson (So)	0:16:01.3
73	63	Grayslake	Angelica Smith (Fr)	0:16:03.5
74		Dundee-Crown	Alejandra Guzman (So)	0:16:04.9
75		Evanston Township	Amy Gilbert (Fr)	0:16:05.4
76		Evanston Township	Kathie Janvier (So)	0:16:05.9
77		Evanston Township	Karis Stone (Fr)	0:16:06.4
78		Dundee-Crown	Brittany Miller (So)	0:16:06.9
79		Evanston Township	Kaitlyn Duan (Fr)	0:16:09.5
80		Evanston Township	Tracey Driscoll	0:16:10.0
81	64	Hinsdale South	Stephanie Lucak (So)	0:16:11.1
82		Evanston Township	Cara Kenney (Fr)	0:16:11.6
83	65	Mather	Christina Jordan (Fr)	0:16:13.1
84		Dundee-Crown	Cynthia Sanchez (So)	0:16:13.9
85		Evanston Township	Rebecca Lipson (Fr)	0:16:16.6
86	66	Mather	Stefany Bernabe (Fr)	0:16:17.4
87	67	Lane Tech	Krysti Severson (So)	0:16:18.8
88		Evanston Township	Hannah Steilmann (Fr)	0:16:21.8
89	68	Jones Magnet	Cristen Wilson (So)	0:16:22.5
90	69	Marian Central Catholic	Sarah Marcheski (Fr)	0:16:22.9

# 31st Annual Patrick Savage Invitational

October 6, 2001  
Girls Fr/So (Red)  
2 miles

## RACE RESULTS (cont.)

Place	Overall Score	School	Name	Time
91	70	Deerfield	Alex Riesche (Fr)	0:16:23.3
92	71	Deerfield	Becky Gistenson (So)	0:16:23.6
93		Highland Park	Mary Lee (Fr)	0:16:25.4
94	72	Leyden	Becky Villalobos (Fr)	0:16:26.1
95	73	Argo	Doranely Cortez (So)	0:16:28.0
96	74	Lane Tech	Jessica Rodriguez (Fr)	0:16:28.5
97	75	Hoffman Estates	Lauren O'Halloran (So)	0:16:31.0
98		Evanston Township	Patricia Decoster (So)	0:16:31.6
99	76	Hinsdale South	Christie Symeonides (So)	0:16:33.2
100	77	Leyden	Kari Dayton (Fr)	0:16:35.7
101		Evanston Township	Carrie Seur (So)	0:16:38.6
102	78	Jones Magnet	Clare Miller (Fr)	0:16:39.6
103	79	Marian Central Catholic	JennaBeth Klein (Fr)	0:16:43.9
104		Evanston Township	Natalie Gottlieb	0:16:44.3
105		Highland Park	Eden Halprin (Fr)	0:16:46.6
106	80	Hoffman Estates	Carrie Belford (So)	0:16:47.6
107	81	Lane Tech	Jennifer Hughes (Fr)	0:16:50.7
108		Hinsdale Central	Laura Tattersall (So)	0:16:53.8
109	82	Deerfield	Ari Stegel (So)	0:16:54.7
110	83	Deerfield	Jessica Palay (So)	0:16:55.1
111		Evanston Township	Elly Deutoh (So)	0:16:58.3
112		Hinsdale Central	Briana Kush (Fr)	0:17:02.8
113	84	Lane Tech	Brenda Bautista (So)	0:17:14.1
114		Highland Park	Michelle Mor (Fr)	0:17:15.2
115	85	Mather	Aida Sabanovic (Fr)	0:17:16.0
116		Evanston Township	Jamie Newberger (Fr)	0:17:17.6
117	86	Immaculate Heart of Mary	Penny Perez (So)	0:17:20.0
118	87	Marian Central Catholic	Kathy Sieracke (Fr)	0:17:26.2
119		Lane Tech	Heather Onilson (Fr)	0:17:26.6
120		Lane Tech	Sarah King (Fr)	0:17:31.0
121	88	Hinsdale South	Ally Polancic (So)	0:17:34.0
122	89	Leyden	Arielle Ogorek (Fr)	0:17:35.5
123		Evanston Township	Amanda Baumgart (So)	0:17:37.5
124		Deerfield	Lisa Brown (Fr)	0:17:38.0
125		Deerfield	Courtney Dayno (Fr)	0:17:39.1
126		Deerfield	Rebecca Shaoul (Fr)	0:17:47.5
127	90	Mather	Jeannette Vazquez (Fr)	0:17:56.0
128	91	Mather	Johanna Li (Fr)	0:17:56.6
129		Leyden	Melissa Heitz (So)	0:17:57.3
130		Evanston Township	Hannah Berkenstock (Fr)	0:17:59.5
131		Evanston Township	Lindsay Rothe (Fr)	0:18:00.0
132		Evanston Township	Eric Chatz (Fr)	0:18:03.3
133	92	Immaculate Heart of Mary	LisaMarie Songco (Fr)	0:18:03.8
134		Highland Park	Sarrina Wad (Fr)	0:18:06.5
135		Leyden	Jamie Geiger (Fr)	0:18:14.2

# 31st Annual Patrick Savage Invitational

October 6, 2001  
 Girls Fr/So (Red)  
 2 miles

## RACE RESULTS (cont.)

Place	Overall Score	School	Name	Time
136	93	Jones Magnet	Chantel Moore (So)	0:18:17.2
137		Lane Tech	Laura Meoterau (Fr)	0:18:22.0
138	94	Jones Magnet	Brittany Mosley (Fr)	0:18:22.3
139	95	Glenbrook North	Tracy Hragneha (Fr)	0:18:27.6
140		Evanston Township	Laura Alfredson (So)	0:18:31.0
141		Leyden	Nelly Montengro (So)	0:18:33.8
142		Lane Tech	Holly Davis (Fr)	0:18:34.3
143		Evanston Township	Valeria Alt (So)	0:18:37.9
144		Hinsdale Central	Lara Ekblad (So)	0:18:41.7
145		Lane Tech	Serena Alzate (So)	0:18:51.1
146	96	Immaculate Heart of Mary	Tasha Hacholski (Fr)	0:19:12.3
147	97	Jones Magnet	Worlynn Ow (Fr)	0:19:12.6
148		Evanston Township	Hannah Gelder (So)	0:19:13.1
149		Evanston Township	Alex Roveda (So)	0:19:19.0
150	98	Mather	Natasha Fernandez (Fr)	0:19:21.8
151	99	Hoffman Estates	Kelly Anderson (Fr)	0:19:22.3
152	100	Hoffman Estates	Jamie Henson (So)	0:19:27.7
153		Evanston Township	Amy Handler (So)	0:19:29.9
154	101	Immaculate Heart of Mary	Suzie Chlapecka (Fr)	0:19:38.3
155		Evanston Township	Brecon Riley (So)	0:19:41.5
156	102	Immaculate Heart of Mary	Rachel Quartullo (Fr)	0:19:55.9
157		Evanston Township	Elise Anderson (Fr)	0:19:58.8
158		Lane Tech	Vivian Ayala (Fr)	0:20:43.5
159	103	Lincoln Park	Daisy Perez (So)	0:20:47.9
160		Evanston Township	Joanna Johnston (Fr)	0:20:54.4
161	104	Lincoln Park	Easa Smith (Fr)	0:21:09.8
162		Immaculate Heart of Mary	Rosa Sanchez (Fr)	0:21:46.8

Program (C) 1985-2001 Fred Kreppert, Yorkville, IL (630) 553-7245 fred@kompusport.com  
 Results by Kreppert Kompusport Software, Yorkville, IL http://www.kompusport.com

# WEST SUBURBAN CONFERENCE CROSS COUNTRY MEET RESULTS

Teams: West Suburban Gold Division  
 Varsity Gold at Proviso East  
 Division: Gold Girls  
 Date: 10-13-01  
 Course Length and Record: 2.59mi

Weather Conditions: raining

TEAMS			
1	DGS	23	
2	HS	50	
3	W	68	
4	L	100	
5	M	135	
TEAM SCORE			
6			
7			

## ORDER OF FINISH

Name	School	Time	Name	School	Time
1. Amanda Kohler	DGS	17'02	36. Martha Arie	PE	25'30
2. Zoe Kind	DGS	17'22	37. Anna Chaudhary	PE	29'01
3. Andrea Dennison	HS	17'43	38.		
4. Nicole Johnson	HS	17'46	39.		
5. Melissa Malter	DGS	17'52	40.		
6. Ashley Jones	DGS	17'56	41.		
7. Julie Golba	W	18'13	42.		
8. Jessica Salgado	L	18'16	43.		
9. Melanie Heckman	DGS	18'18	44.		
10. Katie Goetsch	W	18'24	45.		
11. Katie Picel	DGS	18'25	46.		
12. Bridget Hayes	HS	18'28	47.		
13. Kate Kaminski	HS	18'33	48.		
14. Betsy King	W	18'34	49.		
15. Laura Gaiwel	DGS	18'36	50.		
16. Brenda Zepeda	M	18'45	51.		
17. Olivia Van Meter	W	18'55	52.		
18. Laurie Sperlak	HS	19'07	53.		
19. Kristy Salgado	L	19'08	54.		
20. Becca Thieme	W	19'09	55.		
21. Kelly Naborowski	L	19'17	56.		
22. Nicki Monaco	HS	19'24	57.		
23. Nikki Rohrer	HS	19'24	58.		
24. Marita Hyde	W	19'48	59.		
25. Amy Holcomb	L	19'49	60.		
26. Brittany Hoerdeman	W	20'33	61.		
27. Lizzy Sponholte	L	20'34	62.		
28. Aimee Simpson	M	21'28	63.		
29. Janea Flood	M	22'01	64.		
30. Sandra Ortiz	M	22'21	65.		
31. Shayna Carter	PE	23'02	66.		
32. Martina Rosado	L	23'27	67.		
33. Alma Franco	M	23'37	68.		
34. Tracy Pelear	L	24'38	69.		
35. Maria Murillo	M	24'38	70.		

WEST SUBURBAN CONFERENCE  
CROSS COUNTRY MEET RESULTSTeams: J-V GIRLS - WEST DIV.  
GOLD at WEST DIV. GOLD

Division:

Date: 10/13

Course Length and Record: 2.59

Weather Conditions: RAINING

TEAMS			
1	DGS 21		
2	HS 34		
3	WB 75		
4	M 115		
5	L 133		
TEAM SCORE			
6			
7			

## ORDER OF FINISH

Name		School	Time	Name		School	Time
1.	VANESSA KING	DGS	18:24	36.	RACHEL LANGE	W	24:34
2.	MEGAN ROSSI	DGS	19:35	37.	TRINZAR TUN	L	24:47
3.	JANET PAYESE	HS	19:40	38.	SIAO LEAN STARKEY	HS	25:22
4.	LOREN KLECKA	HS	19:48	39.	LAURA CANNING	W	25:30
5.	LAUREN ANDERSON	DGS	19:53	40.	KATIE SWAIN	W	25:44
6.	KRISTEN CUZZONE	DGS	20:06	41.	GABBY MARTINEZ	M	26:58
7.	STACY RUNYON	DGS	20:10	42.	VANESSA GARCIA	M	26:44
8.	MELISSA LOSSMAN	DGS	20:50	43.	KATIE LAY	W	27:22
9.	ALISON PIPER	W	20:57	44.	ADACINA OLAN	L	30:32
10.	KRISTEN SMITH	DGS	20:58	45.	NGUWAH TUN	L	32:32
11.	ASHLEY EMMONS	HS	21:00	46.	NEVE KULKARAT	HS	34:43
12.	JESSICA DOMIJAN	DGS	21:01	47.			
13.	LEAH HOEKSTRA	DGS	21:03	48.			
14.	JENNY MITCHELL	DGS	21:04	49.			
15.	BETHANY LIBBY	HS	21:24	50.			
16.	JULIE PATTERSON	DGS	21:33	51.			
17.	KASEY GOLZ	WB	21:47	52.			
18.	KRISTA MCLAREN	HS	21:52	53.			
19.	RENEE DAVROS	M	22:08	54.			
20.	JESSICA WALKER	DGS	22:15	55.			
21.	KARI BEEMAN	W	22:17	56.			
22.	JACKIE TESERINA	L	22:22	57.			
23.	DIUYA RAO	DGS	22:42	58.			
24.	KARA SATERNUS	DGS	22:44	59.			
25.	KATIE SENGE BUSH	W	22:57	60.			
26.	LINDSEY LAETER	DGS	23:11	61.			
27.	BECKY KEELEY	W	23:44	62.			
28.	KRYSTAL JENKIN	W	23:46	63.			
29.	SCHIE HIGGINS	HS	23:48	64.			
30.	FLORA CHACON	M	24:03	65.			
31.	PILAR MARTINEZ	M	24:09	66.			
32.	MISHA CONEV	HS	24:09	67.			
33.	MICHELLE PURGATORFO	DGS	24:11	68.			
34.	KRISTEN REGER	L	24:14	69.			
35.	MINELIA MIRARETE	M	24:17	70.			

Victor Jones

WEST SUBURBAN CONFERENCE  
CROSS COUNTRY MEET RESULTS

PC 1000

Teams: West Suburban Gold  
FROSH-SOPH Girls at Proviso East

Division: Gold  
Date: 10-13-01

Course Length and Record: 2.59mi

Weather Conditions: Raining

TEAMS				
1	HS 48			
2	DGS 49			
3	WB 65			
4	PE 151			
5	M 230			
TEAM SCORE				
6	L 263			
7				

ORDER OF FINISH

Name	School	Time	Name	School	Time
1. Eileen Lapeta	DGS	18'20	36. Carlie Anglemire	M	23'09
2. Megan Butler	W	19'01	37. Anita Marge	L	23'15
3. Kathleen Carr	HS	19'24	38. Lauren Bielat	W	23'20
4. <del>Leah</del> Laura Bohannon	AT	19'52	39. Michelle Sailer	W	23'31
5. Liz McLaughlin	HS	19'59	40. Maurzen O'Connell	HS	23'36
6. Jenny Syperski	W	20'05	41. Stephanie Lucak	HS	23'48
7. Megan Christenson	HS	20'11	42. Peggy Egan	W	23'49
8. Ashanti Barber	PE	20'18	43. Nadia Kind	DGS	23'51
9. Angela Austin	PE	20'20	44. Lindsey Boothe	W	24'00
10. Valerie Walker	DGS	20'25	45. Tatiana Camarena	M	24'10
11. Stephanie Zietke	DGS	20'33	46. Ally Polancic	HS	24'14
12. Lindsay Klecka	HS	20'40	47. Cassie McSweeney	W	24'20
13. Sarah Lucianok	DGS	20'43	48. Becky Villalobos	L	24'24
14. Jacquelyn Lee	DGS	21'05	49. Shaka Brown	PE	24'27
15. Selene Gonzalez	AT	21'10	50. Sara Bachner	W	24'42
16. Macee Hines	DGS	21'20	51. Christie Symeonides	HS	24'46
17. Joyce Meza	W	21'25	52. Jenny Mikrut	W	24'55
18. Vanessa Palafox	W	21'26	53. Arielle Dgorek	L	24'57
19. Erin Durfex	DGS	21'28	54. Michelle Petry	W	25'08
20. Gina Tenuta	W	21'39	55. Jacklyn Peterson	DGS	25'15
21. Kelly Costa	HS	21'43	56. Jules Decker	PE	25'20
22. Caitlin Nolte	W	21'44	57. Karina Kloviz	DGS	25'22
23. Jodi Stalman	HS	21'47	58. Johanna Vasquez	M	25'26
24. Laura Gangichiodo	HS	21'52	59. Tiffany Jahiri	M	25'33
25. Christine Haganson	HS	21'54	60. Veronica Pineda	M	25'34
26. Jill Bures	HS	21'58	61. Melissa Velasquez	M	25'35
27. Traci Dayle	W	22'02	62. Nelly Montenegro	L	25'41
28. Eleanor Powell	DGS	22'03	63. Kari Dayton	L	25'46
29. Aleisha Stevenson	PE	22'19	64. Jamie Geiger	L	25'53
30. Violet Maka	HS	22'23	65. Tianna Crosby	PE	26'00
31. Caitlin Glenn	DGS	22'29	66. Maria Santa	M	26'02
32. Karen Garcia	M	22'37	67. Luz Duarte	L	26'14
33. Lorina Ultreras	W	22'49	68. Christina Llenellyn	W	26'17
34. Christina Borjon	AT	22'57	69. Megan Callham	DGS	26'33
35. Anneliese Mangrum	HS	23'07	70. Xenia Pontov	M	27'29

ORDER OF FINISH	Name	School	Time
71.	Lizzic Werkau	WB	27'40
72.	Edith Burjas	M	27'54
73.	Maria Corona	M	28'21
74.	Kim Cassman	DGS	28'23
75.	Ivone Sanchez	M	28'23

## HINSDALE SOUTH GIRLS REGI AT KATHERINE LEGGE PARK

10/20/01

## SCORES

1. Naperville North	30	6. Lemont	163
2. Lockport	57	7. Romeoville	188
3. Naperville Central	68	8. Providence Catholic	248
4. Nequa Valley	100	9. Bolingbrook	289
5. Hinsdale South	134	10. Mt. Assisi	295

## WOMEN'S 2.5 Miles

## INDIVIDUAL RESULTS

FIN	NAME	TEAM	NUM	RESULTS	PTS
1.	Sara Covert (11)	Lockport	184	15:07.0	1
2.	Lisa Bonistalli (10)	Naperville North	207	15:25.0	2
3.	Joanna Veth (12)	Naperville North	215	15:26.0	3
4.	Lisa Gistis (11)	Naperville Central	196	15:29.0	4
5.	Andrea Kruszka (9)	Nequa Valley	223	15:33.0	5
6.	Michele Lally (12)	Naperville North	210	15:43.0	6
7.	Rachel Covert (11)	Lockport	183	15:50.0	7
8.	Laura Thompson (12)	Naperville Central	203	15:57.0	8
9.	Christine Wang (12)	Naperville North	216	15:58.0	9
10.	Elizabeth Higgins (12)	Naperville North	209	15:59.0	10
11.	Nicole Johnson (10)	Hinsdale South	161	16:03.0	11
12.	Shannon Barowsky (10)	Lockport	181	16:06.0	12
13.	Andrea Dennison (11)	Hinsdale South	158	16:07.0	13
14.	Marie Thomas (11)	Naperville North	214	16:08.0	P
15.	Nicole Flounders (11)	Lockport	187	16:11.0	15
16.	Christina Beaird (9)	Naperville Central	193	16:15.0	16
*17.	Ashley Johnson (9)	Romeoville	247	16:24.0	17
18.	Sherri Albus (12)	Naperville North	205	16:26.0	P
19.	Maureen Mohan (11)	Naperville Central	199	16:27.0	19
20.	Marisa Mele (10)	Nequa Valley	225	16:29.0	20
21.	Amanda Somers (9)	Naperville Central	200	16:29.1	21
22.	Nora Craighead (11)	Naperville Central	195	16:33.0	P
23.	Alyssa Heyden (11)	Nequa Valley	220	16:35.0	23
24.	Tristan Kellogg (11)	Nequa Valley	222	16:36.0	24
25.	Lauren Chirico (12)	Nequa Valley	218	16:37.0	25
26.	Kerry Herdman (11)	Lockport	189	16:38.1	26
*27.	Lori Ludwig (9)	Lemont	172	16:38.6	27
*28.	Jillian Smith (11)	Lemont	177	16:39.0	28
29.	Kelly Flounders (10)	Lockport	186	16:39.9	P
30.	Amy Mengel (10)	Naperville Central	198	16:42.0	P
*31.	Jennifer Roberts (9)	Romeoville	249	16:46.0	31
32.	Shannon Stoffey (11)	Lockport	192	16:48.0	P
*33.	Samantha Yozze (10)	Lemont	180	16:57.0	33
34.	Bridget Hayes (12)	Hinsdale South	160	17:02.0	34
35.	Stefanie Baldauf (10)	Lemont	170	17:04.0	35
36.	Ashley Smith (9)	Nequa Valley	228	17:11.0	P
37.	Nicky Monaco (11)	Hinsdale South	165	17:17.0	37
38.	Jenny Myers (9)	Lemont	173	17:21.0	38
39.	Kate Kaminski (12)	Hinsdale South	162	17:22.0	39
40.	Jennifer Plaskota (11)	Nequa Valley	226	17:23.0	P
41.	Megan Howes (10)	Providence Catholic	231	17:24.0	41
42.	Alexandra Vinci (10)	Providence Catholic	239	17:26.0	42
43.	Leanne Jelic (9)	Romeoville	246	17:29.0	43

\* Denotes Individual Sectional Qualifier



## HINSDALE SOUTH GIRLS REGI AT KATHERINE LEGGE PARK

10/20/01

## INDIVIDUAL RESULTS

FIN	NAME	TEAM	NUM	RESULTS	PTS
44.	Laura Bozue (12)	Lemont	171	17:30.0	P
45.	Laurie Sperlak (9 )	Hinsdale South	168	17:46.0	P
46.	Amy Pfeiffer (9 )	Romeoville	248	17:47.0	46
47.	Samantha Piechocinski (9)	Lemont	174	17:58.0	P
48.	Jackie Olson (10)	Bolingbrook	156	18:00.0	48
49.	Ann Marie Fox (12)	Mt. Assisi	255	18:08.0	49
50.	Nikki Rohner (10)	Hinsdale South	167	18:16.0	P
51.	Emily Aranda (10)	Romeoville	242	18:21.0	51
52.	Cathy Harper (12)	Romeoville	244	18:25.0	P
53.	Jana Hoskins (11)	Romeoville	245	18:43.0	P
54.	Katie Pawlicki (12)	Providence Catholic	235	18:53.0	54
55.	Maureen Gombas (12)	Providence Catholic	230	18:57.0	55
56.	Carrie Smith (10)	Providence Catholic	237	19:08.0	56
57.	Deanna Hunt (9 )	Bolingbrook	154	19:20.0	57
58.	Jill Jurevis (10)	Mt. Assisi	256	20:12.0	58
59.	Beka Mata (11)	Bolingbrook	155	20:17.0	59
60.	Yazmin Alquicira (9 )	Bolingbrook	151	20:22.0	60
61.	Diane Zordan (9 )	Mt. Assisi	253	20:39.0	61
62.	Katie Gombas (10)	Providence Catholic	229	20:47.0	P
63.	Alison Zimmer (11)	Mt. Assisi	261	21:29.0	63
64.	Jenny Reckwerdt (10)	Mt. Assisi	258	21:35.0	64
65.	Jessica Enriquez (10)	Bolingbrook	153	21:39.0	65
66.	Beth Carroll (9 )	Bolingbrook	152	22:02.0	P
67.	Meghan Ross (9 )	Mt. Assisi	259	22:17.0	P
68.	Ann Marie Dunlap (11)	Mt. Assisi	254	22:43.0	P



## GIRLS' XC SECTIONAL 2001 AT RICH EAST HIGH SCHOOL

10/27/01

## INDIVIDUAL RESULTS

FIN	NAME	TEAM	NUM	RESULTS	PTS
39.	Karla Gonzalez	Bloom	254	16:22.0	-
40.	Marisa Mele (10)	Neuqua Valley	138	16:24.0	38
41.	Kathleen Coverick (10)	Stagg	216	16:25.0	39
42.	Kelli Deegan	Andrew	004	16:27.0	40
43.	Sherri Albus (12)	Naperville North	130	16:28.0	P
44.	Ashley Rittenbacher (09)	Lincoln Way Central	080	16:29.0	42
45.	Lori Ludwig (09)	Lemont	062	16:30.0	-
46.	Melanie Monninger (11)	Lincoln Way Central	081	16:31.0	43
47.	Susan Stamm (11)	Naperville Central	117	16:32.0	44
48.	Lauren Chirico (12)	Neuqua Valley	139	16:33.0	45
49.	Angela Hattemer (09)	Lincoln Way Central	079	16:34.0	46
50.	Darcy Pavlik (12)	Stagg	217	16:35.0	47
51.	Christian Taitt (12)	Crete Monee	033	16:37.0	48
52.	Maureen Mohan (11)	Naperville Central	115	16:38.0	49
53.	Kerry Herdman (11)	Lockport	068	16:38.0	P
54.	Megan Balas (11)	Stagg	218	16:40.0	51
55.	Amara Ogbonnaya (11)	TF South	238	16:41.0	52
56.	Ashley Smith (09)	Neuqua Valley	142	16:42.0	P
57.	Samantha Yozze (10)	Lemont	064	16:43.0	-
58.	Kara McKinney (09)	Lincoln Way Central	082	16:44.0	P
59.	Kim Borbely	Oak Forest	148	16:45.0	55
60.	Jennifer Roberts (09)	Romeoville	201	16:46.0	-
61.	Jilian Smith (11)	Lemont	063	16:47.0	-
62.	Shannon Stoffey (11)	Lockport	071	16:47.0	P
63.	Jennifer Plaskota (11)	Neuqua Valley	143	16:48.0	P
64.	Bridget Hayes (10)	Hinsdale South	041	16:49.0	58
65.	Laurie Sperlak (09)	Hinsdale South	042	16:51.0	59
66.	Laura Mottl (12)	Oak Lawn	158	16:56.0	60
67.	Amanda Somers (09)	Naperville Central	118	16:58.0	P
68.	Nicky Monaco (11)	Hinsdale South	044	16:58.0	62
69.	Danae Brown (12)	Thornton	250	16:58.0	-
70.	Stephanie Gianopolus (10)	Marian Catholic	102	17:00.0	63
71.	Nora Craighead (11)	Naperville Central	114	17:00.0	P
72.	Jill Kinsella (12)	Andrew	009	17:01.0	65
73.	Sara Piaskowy (11)	Crete Monee	032	17:01.1	66
74.	Jill Gentile (12)	Carl Sandburg	022	17:04.0	P
75.	Katie Waddell (10)	Oak Forest	152	17:05.0	68
76.	Ashley Schmidt (10)	Reavis	182	17:07.0	69
77.	Jen Krichbaum (10)	Queen of Peace	170	17:10.0	70
78.	Becky Herbert	Andrew	007	17:12.0	P
79.	Caitlin Marz (11)	Marian Catholic	103	17:15.0	72
80.	Jackie Dulkowski	Andrew	005	17:18.0	P
81.	Andrea Stilwell (12)	Rich South	196	17:19.0	-
82.	Nikki Rohner (10)	Hinsdale South	043	17:20.0	P
83.	Cassie Gonzales (12)	Oak Lawn	161	17:21.0	75
84.	Niki Amusevich (10)	Queen of Peace	171	17:25.0	76
85.	Ashley Lance (12)	Shepard	202	17:26.0	77
86.	Heather Marcinski (12)	Homewood Flossmoor	053	17:26.0	78
87.	Jenny Czarlinski (10)	Stagg	219	17:26.0	P
88.	Colleen Ruberry	Oak Forest	149	17:27.0	80
89.	Lisa Lavezzi (12)	Marian Catholic	104	17:28.0	81
90.	Ashley Wessendorf (10)	Homewood Flossmoor	061	17:30.0	82
91.	Laura Kennedy (12)	Lincoln Way Central	083	17:32.0	P
92.	Stephanie Achter (10)	Oak Lawn	159	17:39.0	84
93.	Jill Friesema (09)	TF South	241	17:39.0	85

## GIRLS' XC SECTIONAL 2001 AT RICH EAST HIGH SCHOOL 10/27/01

## INDIVIDUAL RESULTS

FIN	NAME	TEAM	NUM	RESULTS	PTS
94.	Jenna Gatto	Oak Forest	151	17:40.0	86
95.	Caitlin Plank (11)	Marian Catholic	105	17:41.0	P
96.	Kathleen Carr (10)	Hinsdale South	045	17:42.0	P
97.	Angela Jarrell (09)	Lincoln Way East	090	17:43.0	89
98.	Meghan Hoffman (11)	Lincoln Way East	091	17:43.0	90
99.	Janelle Rusin (10)	Lincoln Way East	093	17:49.0	91
100.	Tiffany Cole (09)	Crete Monee	027	17:51.0	92
101.	Carrie Bulow (12)	Tinley Park	253	17:53.0	-
102.	Kelly Cunneen (12)	Oak Lawn	160	17:53.0	93
103.	Michelle Madsen (11)	Crete Monee	029	17:56.0	94
104.	Jamie Curlee	Oak Forest	153	18:02.0	95
105.	Johanna Mahoney	Queen of Peace	173	18:02.0	96
106.	Jackie Wickham (11)	Lincoln Way East	092	18:10.0	P
107.	Nadia Nammari (09)	Homewood Flossmoor	055	18:11.0	98
108.	Michelle Schiller (12)	TF South	244	18:13.0	99
109.	Kathleen Kovar	Oak Forest	150	18:15.0	P
110.	Cory Hasik (11)	TF South	242	18:17.0	101
111.	Jenny Leonard (11)	Stagg	220	18:20.0	P
112.	Jenny Vogt (11)	Crete Monee	035	18:24.0	103
113.	Carolyn Anderson (12)	Thornton	251	18:26.0	-
114.	Priscillia Huley (10)	TF South	239	18:30.0	104
115.	Teodora Djondo (10)	Marian Catholic	106	18:30.0	P
116.	Eva DeLaurentis (10)	Lincoln Way East	099	18:31.0	P
117.	Melissa Storm (12)	Oak Lawn	163	18:37.0	107
118.	Tracy Schnabel (12)	Oak Lawn	162	18:39.0	P
119.	Brigid Burt (12)	Homewood Flossmoor	050	18:39.0	109
120.	Stephanie Kruszka (09)	Reavis	184	18:42.0	110
121.	Yazmin San Miguel (11)	Homewood Flossmoor	058	18:43.0	P
122.	Deanna Moreno (10)	Queen of Peace	175	18:44.0	112
123.	Ramona Alderson (12)	Thornton	252	18:45.0	-
124.	Sarah Pickar (10)	Shephard	204	18:47.0	113
125.	Cheron Wilson (11)	Thorntwood	227	18:50.0	114
126.	Katie Plecki (09)	Shephard	203	18:53.0	115
127.	Christine Gebler (09)	Crete Monee	028	18:56.0	P
128.	Katie McCracken (09)	Richards	198	18:56.0	-
129.	Jamie Thomas (12)	Thorntidge	225	19:03.0	-
130.	Danielle Stanley	Oak Forest	154	19:13.0	P
131.	Karolina Ulinskas (11)	Reavis	187	19:16.0	118
132.	Crystal Clark (10)	Rich East	195	19:17.0	-
133.	Erin Ramsden (12)	Queen of Peace	176	19:21.0	119
134.	Stephy Meyer (12)	Homewood Flossmoor	054	19:22.0	P
135.	Lisa Renfus (10)	Thorntwood	229	19:24.0	121
136.	Cheena Burt (10)	Eisenhower	036	19:26.0	-
137.	Jenna Tabor (12)	Reavis	186	19:27.0	122
138.	Aimee Tottleben (09)	Crete Monee	034	19:31.0	P
139.	Jessica Lane (11)	TF South	240	19:35.0	P
140.	Jessica Miggins (09)	Thorntwood	230	19:45.0	125
141.	Cheryl Luif (12)	TF South	243	19:55.0	P
142.	Tairisha Sawyer (11)	Queen of Peace	178	20:03.0	P
143.	Theresa Comiskey (09)	Thorntwood	232	20:05.0	128
144.	Lauren Zelenic (12)	Shephard	207	20:09.0	129
145.	Joan Snyder (10)	Shephard	206	20:39.0	130
146.	Erin Foley (11)	Queen of Peace	180	20:48.0	P
147.	Katie King (12)	Reavis	183	20:57.0	132
148.	Jennifer Rolens (11)	Bremont	013	21:25.0	-

GIRLS' XC SECTIONAL 2001 AT RICH EAST HIGH SCHOOL 10/27/01

## INDIVIDUAL RESULTS

FIN	NAME	TEAM	NUM	RESULTS	PTS
149.	Dominique Bishop (11)	Thornwood	233	22:04.0	133
150.	Ashley Muersch (10)	Shephard	205	22:06.0	F
151.	Sam Compton (11)	Shephard	208	22:58.0	F
152.	Shannon Roe	Andrew	001	NF	-
153.	Emily Eason	Andrew	006	NF	-
154.	Shannon McInnis	Andrew	008	NF	-
155.	Alison Schultz	Andrew	010	NF	-
156.	Amy Hall	Andrew	011	NF	-
157.	Jessie Fiorella (12)	Andrew	012	NF	-
158.	Ashley Arnold (12)	Crete Monee	026	NF	-
159.	Dede Morris (10)	Hillcrest	037	NF	-
160.	Andrea Dennison (11)	Hinsdale South	039	NF	-
161.	Kate Kaminski (12)	Hinsdale South	040	NF	-
162.	Sarah Radostits (10)	Neuqua Valley	136	NF	-
163.	Robyn Barazzil (11)	Neuqua Valley	144	NF	-
164.	Loren Flaherty (12)	Neuqua Valley	145	NF	-
165.	Veronica Lopez (12)	Neuqua Valley	146	NF	-
166.	Elizabeth Hubbard (11)	Neuqua Valley	147	NF	-
167.	Jackie Jackson (12)	Rich East	194	NF	-
168.	Adetoun Sobitan (12)	Thornridge	226	NF	-
169.	Stormie Surles (10)	Thornwood	231	NF	-

## ILLINOIS HIGH SCHOOL ASSOCIATION

## Girls Class AA State Cross Country Championships

Team Score

Peoria, Illinois

November 3, 2001

1. Naperville (North).....	4	19	25	47	52	(113)(145) = 147
2. Wheeling.....	1	3	6	78	86	(183)(211) = 174
3. Elmhurst (York).....	29	31	33	37	63	(64)(117) = 193
4. Orland Park (Sandburg).....	7	16	36	61	77	(110)(154) = 197
5. Lombard (Glenbard East).....	2	21	43	50	85	(116)(133) = 201
6. Palatine (H.S.).....	17	46	56	68	76	(111)(178) = 263
7. Schaumburg.....	14	35	39	60	148	(165)(198) = 296
8. Roselle (Lake Park).....	12	23	40	100	157	(162)(207) = 332
9. East St. Louis (Sr.).....	24	51	55	67	149	(181)(213) = 346
10. Mt. Prospect (Prospect).....	28	59	65	84	115	(159)(176) = 351
11. Carol Stream (Glenbard North).....	22	38	83	104	109	(118)(144) = 356
12. Lisle (Benet Academy).....	20	44	91	97	121	(150)(156) = 373
13. Mt. Vernon.....	11	34	69	132	143	(171)(186) = 389
14. Metamora.....	8	41	73	119	155	(180)(202) = 396
15. Lockport (Twp.).....	13	49	88	93	158	(167)(175) = 401
16. LaGrange (Lyons).....	26	27	94	127	136	(141)(146) = 410
17. Wheaton (North).....	10	57	82	126	153	(170)(200) = 428
18. St. Charles (East).....	58	72	92	99	122	(123)(173) = 443
19. Barrington.....	15	48	62	139	190	(203)(221) = 454
20. Naperville (Central).....	30	32	112	130	151	(192)(210) = 455
21. Downers Grove (South).....	75	98	102	103	106	(134)(142) = 484
22. Wheaton (W. Warrenville South).....	66	81	101	107	147	(163)(184) = 502
23. Freeport (H.S.).....	9	71	124	138	161	(185)(201) = 503
24. Mahomet (M.-Seymour).....	5	90	125	131	168	(199)(209) = 519
25. East Peoria.....	18	80	114	128	179	= 519
26. Belvidere.....	53	79	96	105	195	(214)(217) = 528
27. Peoria (Notre Dame).....	45	70	87	164	172	(205)(212) = 538
28. Quincy (Sr.).....	42	108	120	140	166	(189)(197) = 576
29. O'Fallon.....	74	89	160	174	187	(193)(194) = 684
30. Naperville (Neuqua Valley).....	54	137	152	169	177	(182)(188) = 689
31. Chicago (Lincoln Park).....	129	135	196	215	216	(220)(222) = 891
32. Chicago (Kennedy).....	95	191	204	206	208	(218)(219) = 904

## ILLINOIS HIGH SCHOOL ASSOCIATION

Girls AA Cross Country Championships November 3, 2001

PLACE	TmPI	NAME	CL	SCHOOL	TIME	PACE
1		Erika Odlaug	Sr	Deerfield	13:25	5:22
2	1	Gada Qafisheh	Fr	Wheeling	14:10	5:40
3		Loryn King	Jr	Arlington Heights (St. Viato)	14:21	5:45
4	2	Nicole Feest	Sr	Lombard (Glenbard East)	14:24	5:46
5	3	Alison Coren	So	Wheeling	14:28	5:47
6	4	Lisa Bonistalli	So	Naperville (North)	14:37	5:51
7	5	Maureen Scott	Sr	Mahomet (M.-Seymour)	14:38	5:51
8	6	Jessie Morgenthal	Fr	Wheeling	14:39	5:52
9		Colleen Byrne	Jr	Des Plaines (Maine West)	14:43	5:53
10		Megan Byrne	Jr	Des Plaines (Maine West)	14:44	5:54
11	7	Maureen Nelligan	Jr	Orland Park (Sandburg)	14:45	5:54
12	8	Bethany McCoy	So	Metamora	14:46	5:55
13	9	Ashley Merry	Sr	Freeport (H.S.)	14:46	5:55
14	10	Samantha Polock	Jr	Wheaton (North)	14:47	5:55
15	11	Summer Owens	So	Mt. Vernon	14:47	5:55
16	12	Maddie Macejik	So	Roselle (Lake Park)	14:48	5:55
17		Meghan Braffet	Jr	Normal (Community West)	14:49	5:56
18	13	Sara Covert	Sr	Lockport (Twp.)	14:49	5:56
19	14	Kelly Gallagher	So	Schaumburg	14:50	5:56
20		Jacqui Auburt	So	Crystal Lake (South)	14:51	5:57
21		Katie Birn	Jr	McHenry	14:52	5:57
22	15	Christina Fiduccia	So	Barrington	14:52	5:57
23	16	Allison Patchak	Fr	Orland Park (Sandburg)	14:52	5:57
24		Jean Marinangeli	Sr	Buffalo Grove	14:53	5:58
25	17	Suzu Turner	So	Palatine (H.S.)	14:54	5:58
26		Ashley Addair	Sr	Aurora (Waubonsie Valley)	14:54	5:58
27	18	Rachael Lowe	Sr	East Peoria	14:55	5:58
28	19	Joanna Veth	Sr	Naperville (North)	15:00	6:00
29	20	Abbey Hartmann	So	Lisle (Benet Academy)	15:03	6:02
30		Lizette Ruvalcaba	Sr	Summit (Argo)	15:06	6:03
31	21	Carly Evans	Sr	Lombard (Glenbard East)	15:08	6:03
32	22	Farah Jadran	Jr	Carol Stream (Glenbard North)	15:10	6:04
33	23	Jessica Wuellner	Jr	Roselle (Lake Park)	15:12	6:05
34	24	Aisha Franklin	Jr	East St. Louis (Sr.)	15:13	6:06
35	25	Michele Lally	Sr	Naperville (North)	15:14	6:06
36	26	Maggie Shea	Sr	LaGrange (Lyons)	15:15	6:06
37		Whitney Mays	So	Bloomington (H.S.)	15:15	6:06
38		Meggie Grube	Jr	Glen Ellyn (Glenbard South)	15:17	6:07
39		Susana Martinez	Jr	Chicago (Maria)	15:17	6:07
40		Carrie Moffett	Jr	Lake Zurich	15:17	6:07
41	27	Ilisa Danielson	Jr	LaGrange (Lyons)	15:19	6:08
42	28	Heather Zipparro	Sr	Mt. Prospect (Prospect)	15:19	6:08
43	29	Lauren Dick	Jr	Eimhurst (York)	15:20	6:08
44		Laura Macias	Sr	Chicago (Farragut)	15:21	6:09
45	30	Lisa Gistis	Jr	Naperville (Central)	15:22	6:09
46	31	Shannon Tucker	So	Eimhurst (York)	15:22	6:09
47		Erica Norton	So	Minooka	15:23	6:10
48	32	Laura Thompson	Sr	Naperville (Central)	15:24	6:10

PLACE	TrnPI	NAME	CL	SCHOOL	TIME	PACE
49		Joanne Perino	Sr	Springfield (Southeast)	15:24	6:10
50	33	Allison Billhardt	Jr	Elmhurst (York)	15:25	6:10
51	34	Lindsay Wagner	Jr	Mt. Vernon	15:25	6:10
52		Brandy Buss	So	Champaign (Centennial)	15:25	6:10
53	35	Amy Mueller	Jr	Schaumburg	15:26	6:11
54	36	Kerry Brennan	Fr	Orland Park (Sandburg)	15:26	6:11
55		Jane Weber	Jr	Oak Park (O.P.-River Forest)	15:27	6:11
56	37	Kelly O'Neill	Sr	Elmhurst (York)	15:27	6:11
57	38	Kristin Whitezell	Jr	Carol Stream (Glenbard North)	15:28	6:11
58	39	Laura Pearson	So	Schaumburg	15:28	6:12
59	40	Tara Noworul	So	Roselle (Lake Park)	15:30	6:12
60		Maegan Zarley	So	Minooka	15:30	6:12
61	41	Sarah Armstrong	Sr	Metamora	15:30	6:12
62	42	Dana Griffin	So	Quincy (Sr.)	15:31	6:13
63	43	Laura Gajewski	Fr	Lombard (Glenbard East)	15:31	6:13
64	44	Ruth Swedler	So	Lisle (Benet Academy)	15:31	6:13
65		Elizabeth Davenport	Sr	Murphysboro	15:31	6:13
66	45	Jamie Blakesley	So	Peoria (Notre Dame)	15:32	6:13
67	46	Stephanie Abram	So	Palatine (H.S.)	15:32	6:13
68	47	Christine Wang	Sr	Naperville (North)	15:40	6:02
69		Caitlin Chrisman	So	Carbondale	15:33	6:14
70	48	Elizabeth Julian	Fr	Barrington	15:33	6:14
71	49	Rachel Covert	Sr	Lockport (Twp.)	15:34	6:14
72		Amanda Domich	Jr	Carpentersville (Dundee-Crow)	15:35	6:14
73	50	Vanessa Menze	Sr	Lombard (Glenbard East)	15:35	6:14
74	51	Brittany Carpenter	Fr	East St. Louis (Sr.)	15:35	6:14
75		Aleksandra Forsman	Sr	DeKalb	15:36	6:15
76	52	Elizabeth Higgins	Sr	Naperville (North)	15:36	6:15
77		Kristine Pearson	Sr	Grayslake	15:37	6:15
78	53	Brittani Christensen	Jr	Belvidere	15:37	6:15
79	54	Andrea Kruszka	Fr	Naperville (Neuqua Valley)	15:37	6:15
80	55	Michelle Moore	Fr	East St. Louis (Sr.)	15:38	6:15
81	56	Shane Evans	Jr	Palatine (H.S.)	15:38	6:16
82		Julie Lipinski	Sr	Chicago Heights (Marian)	15:38	6:16
83	57	Ashley Bucher	So	Wheaton (North)	15:39	6:16
84	58	Stephanie Dobbberfuhl	Sr	St. Charles (East)	15:39	6:16
85	59	Ellen Burnton	So	Mt. Prospect (Prospect)	15:40	6:16
86	60	Jackie Peterson	Fr	Schaumburg	15:40	6:16
87		Lauren Edwards	Fr	Salem	15:42	6:17
88	61	Kim Archer	So	Orland Park (Sandburg)	15:42	6:17
89	62	Erin Frommeyer	So	Barrington	15:42	6:17
90		Kimberly Coppin	Fr	Park Ridge (Maine South)	15:43	6:17
91	63	Kara Henry	Jr	Elmhurst (York)	15:43	6:18
92	64	Christine Kotarba	Jr	Elmhurst (York)	15:43	6:18
93		Andrea Pettay	Jr	Frankfort (Lincoln-Way East)	15:44	6:18
94	65	Caitlin Regan	Fr	Mt. Prospect (Prospect)	15:44	6:18
95	66	Jessica Winter	Sr	Wheaton (W. Warrenville Sout)	15:44	6:18
96		Lauren Johnston	Jr	Frankfort (Lincoln-Way East)	15:45	6:18
97	67	Meosha Watts	Fr	East St. Louis (Sr.)	15:45	6:18
98	68	Stephanie Riemer	So	Palatine (H.S.)	15:45	6:18








PLACE	TmPI	NAME	CL	SCHOOL	TIME	PACE
99	69	Amanda Speidel	So	Mt. Vernon	15:46	6:19
100		Jordan Laney	Jr	Hinsdale (Central)	15:46	6:19
101	70	Francine Schafer	Jr	Peoria (Notre Dame)	15:46	6:19
102		Mary Beth Schmitt	Sr	Palos Hills (Stagg)	15:47	6:19
103	71	Kim Cheng	Sr	Freeport (H.S.)	15:47	6:19
104	72	Hilary Dean	Fr	St. Charles (East)	15:48	6:19
105		Callley Chakeen	Fr	Oak Park (Fenwick)	15:48	6:20
106	73	Lindsey Reason	So	Metamora	15:49	6:20
107	74	Keirstin Head	Jr	O'Fallon	15:49	6:20
108	75	Ashley Jones	Sr	Downers Grove (South)	15:49	6:20
109		Erica Batkiewicz	Sr	Bradley (B.-Bourbonnais)	15:50	6:20
110	76	Cheryl Briggs	Jr	Palatine (H.S.)	15:50	6:20
111	77	Erin Sindewald	So	Oriand Park (Sandburg)	15:50	6:20
112	78	Melissa Diego	Sr	Wheeling	15:51	6:21
113	79	Kim Voiles	Fr	Belvidere	15:51	6:21
114	80	Amanda Williamson	Sr	East Peoria	15:51	6:21
115	81	Lydia Snyder	So	Wheaton (W. Warrenville Sout	15:52	6:21
116	82	Mary Brashear	So	Wheaton (North)	15:52	6:21
117	83	Natalie Pawlowicz	So	Carol Stream (Glenbard North	15:53	6:21
118		Samantha Ray	Sr	Flossmoor (Homewood-F.)	15:53	6:21
119		Nicole Johnson	So	Darien (Hinsdale South)	15:53	6:22
120		Stephanie Sorn	So	Summit (Argo)	15:54	6:22
121	84	Kate Burnton	Jr	Mt. Prospect (Prospect)	15:54	6:22
122	85	Stephanie Klenotich	Jr	Lombard (Glenbard East)	15:55	6:22
123	86	Jesse Swakow	So	Wheeling	15:55	6:22
124	87	Brooke Elbert	Sr	Peoria (Notre Dame)	15:55	6:22
125	88	Nicole Flounders	Jr	Lockport (Twp.)	15:56	6:22
126	89	Amanda White	Sr	O'Fallon	15:56	6:23
127	90	Megan Scott	So	Mahomet (M.-Seymour)	15:56	6:23
128	91	Juliann Szablewski	Jr	Lisle (Benet Academy)	15:57	6:23
129	92	Maggie Roberts	Sr	St. Charles (East)	15:57	6:23
130		Cassy Landolt	Sr	Troy (Triad)	15:57	6:23
131	93	Shannon Barowsky	So	Lockport (Twp.)	15:58	6:23
132	94	Sarah Andrysiak	Jr	LaGrange (Lyons)	15:58	6:23
133	95	Elizabeth Carrillo	Jr	Chicago (Kennedy)	15:58	6:24
134	96	Tasha Atchley	Fr	Belvidere	15:58	6:24
135	97	Colleen Hillgard	Fr	Lisle (Benet Academy)	15:59	6:24
136	98	Katie Picel	Jr	Downers Grove (South)	15:59	6:24
137	99	Abbey Kaknes	Sr	St. Charles (East)	15:59	6:24
138	100	Allison Braun	So	Roselle (Lake Park)	16:00	6:24
139	101	Katie Krieg	Sr	Wheaton (W. Warrenville Sout	16:00	6:24
140	102	Melanie Heckman	Jr	Downers Grove (South)	16:00	6:24
141		Jill Seelbach	Jr	Springfield (Sacred Heart-Gr	16:01	6:25
142	103	Zoe Kind	Sr	Downers Grove (South)	16:01	6:25
143	104	Sophia Petmezas	Sr	Carol Stream (Glenbard North	16:01	6:25
144	105	Sarah Lotter	Jr	Belvidere	16:02	6:25
145	106	Amanda Kohler	So	Downers Grove (South)	16:02	6:25
146	107	Kimberly Kalinka	So	Wheaton (W. Warrenville Sout	16:02	6:25
147	108	Christina Winkeljohn	Jr	Quincy (Sr.)	16:03	6:25
148	109	Stacey Rosch	So	Carol Stream (Glenbard North	16:03	6:25

PLACE	TmPI	NAME	CL	SCHOOL	TIME	PACE
149	110	Tara Brennan	Sr	Orland Park (Sandburg)	16:03	6:26
150	111	Ruth Benea	So	Palatine (H.S.)	16:04	6:26
151	112	Christina Beard	Fr	Naperville (Central)	16:04	6:26
152	113	Marie Thomas	Jr	Naperville (North)	16:05	6:26
153	114	Jennifer Jeffers	So	East Peoria	16:06	6:27
154	115	Katie Nudo	Jr	Mt. Prospect (Prospect)	16:06	6:27
155	116	Adriana Martinez	Sr	Lombard (Glenbard East)	16:07	6:27
156	117	Danielle Hlavacek	Fr	Elmhurst (York)	16:07	6:27
157	118	Kourtnie Vandersnick	So	Carol Stream (Glenbard North)	16:07	6:27
158	119	Amanda Knussman	So	Metamora	16:08	6:27
159	120	Kristin Williams	Fr	Quincy (Sr.)	16:08	6:28
160		Jill Steffens	Sr	Moline	16:08	6:28
161	121	Lisa Schroeck	So	Lisle (Benet Academy)	16:09	6:28
162	122	Eileen McAuslan	Sr	St. Charles (East)	16:09	6:28
163	123	Jennifer Kraska	Sr	St. Charles (East)	16:10	6:28
164	124	Amanda Eberle	Sr	Freeport (H.S.)	16:10	6:28
165	125	Courtney Philbrook	Sr	Mahomet (M.-Seymour)	16:11	6:29
166	126	Alissa Bugh	Sr	Wheaton (North)	16:11	6:29
167	127	Brittany Sasek	Fr	LaGrange (Lyons)	16:12	6:29
168	128	Kimberly Bivens	Jr	East Peoria	16:12	6:29
169	129	Arien O'Connell	Sr	Chicago (Lincoln Park)	16:13	6:29
170	130	Megan Marini	Fr	Naperville (Central)	16:13	6:30
171	131	Mary Scott	So	Mahomet (M.-Seymour)	16:13	6:30
172	132	Katie Wagner	Fr	Mt. Vernon	16:14	6:30
173	133	Celia Goodwin	Sr	Lombard (Glenbard East)	16:15	6:30
174	134	Eileen Lapeta	Sr	Downers Grove (South)	16:15	6:30
175	135	Jessica Vaughn	Sr	Chicago (Lincoln Park)	16:16	6:31
176	136	Katie Etwood	Sr	LaGrange (Lyons)	16:16	6:31
177	137	Marisa Mele	So	Naperville (Neuqua Valley)	16:16	6:31
178	138	Alyx Shriver-Rice	So	Freeport (H.S.)	16:17	6:31
179	139	Whitney Laurence	So	Barrington	16:17	6:31
180	140	Heather Walton	Fr	Quincy (Sr.)	16:17	6:31
181	141	Maggie Mathieson	Jr	LaGrange (Lyons)	16:18	6:31
182	142	Melissa Malter	Jr	Downers Grove (South)	16:18	6:31
183	143	Ashleigh Flagg	Jr	Mt. Vernon	16:18	6:32
184	144	Joy Faison	So	Carol Stream (Glenbard North)	16:19	6:32
185	145	Sherri Albus	Sr	Naperville (North)	16:19	6:32
186	146	Susan Keller	Sr	LaGrange (Lyons)	16:20	6:32
187		Titiksha Davy	Sr	Chicago (Lane Tech)	16:20	6:32
188		Ariel Hughes	Sr	Chicago (Morgan Park)	16:20	6:32
189	147	Amy Witt	Sr	Wheaton (W. Warrenville Sout	16:21	6:33
190	148	Laura Zdunek	Jr	Schaumburg	16:21	6:33
191	149	Victoria Loving	Jr	East St. Louis (Sr.)	16:22	6:33
192	150	Bree Lannon	Sr	Lisle (Benet Academy)	16:22	6:33
193	151	Maureen Mohan	Jr	Naperville (Central)	16:22	6:33
194	152	Lauren Chirico	Sr	Naperville (Neuqua Valley)	16:23	6:33
195	153	Colleen Kuenster	Jr	Wheaton (North)	16:23	6:33
196	154	Lauren Gerdes	So	Orland Park (Sandburg)	16:23	6:34
197	155	Laura Cross	So	Metamora	16:24	6:34
198	156	Kathleen Olp	Fr	Lisle (Benet Academy)	16:24	6:34

PLACE	TrnPI	NAME	CL	SCHOOL	TIME	PACE
199	157	Christie Ehrhardt	Sr	Roselle (Lake Park)	16:24	6:34
200	158	Shannon Stoffey	Jr	Lockport (Twp.)	16:25	6:34
201	159	Caitlin Cicero	So	Mt. Prospect (Prospect)	16:25	6:34
202	160	Gayle Kirchgessner	So	O'Fallon	16:25	6:34
203	161	Kim Monigold	Jr	Freeport (H.S.)	16:26	6:35
204		Maureeca Lambert	Jr	Bloomington (H.S.)	16:26	6:35
205	162	Elizabeth Pike	Fr	Roselle (Lake Park)	16:26	6:35
206	163	Katelyn Wallace	Jr	Wheaton (W. Warrenville Sout	16:27	6:35
207	164	Amy Smith	Sr	Peoria (Notre Dame)	16:27	6:35
208	165	Thakshila Koswatta	Sr	Schaumburg	16:28	6:35
209	166	Braydon Griffin	Fr	Quincy (Sr.)	16:29	6:36
210		Katie Ringelestein	Jr	Normal (Community)	16:30	6:36
211	167	Kerry Herdman	Jr	Lockport (Twp.)	16:30	6:36
212	168	Shaina Masso	Fr	Mahomet (M.-Seymour)	16:30	6:36
213	169	Tristin Kellogg	Jr	Naperville (Neuqua Valley)	16:31	6:37
214	170	Marie McNamara	Jr	Wheaton (North)	16:33	6:37
215	171	Vanessa Welch	So	Mt. Vernon	16:34	6:38
216	172	Katy Snodgrass	Fr	Peoria (Notre Dame)	16:34	6:38
217	173	Stephanie Faith	Sr	St. Charles (East)	16:35	6:38
218	174	Kim Kurtz	Jr	O'Fallon	16:36	6:39
219	175	Kelly Flounders	So	Lockport (Twp.)	16:36	6:39
220	176	Diane Raub	So	Mt. Prospect (Prospect)	16:37	6:39
221		Kele Lafferty	Jr	New Lenox (Lincoln-Way Centr	16:37	6:39
222	177	Ashley Smith	Fr	Naperville (Neuqua Valley)	16:38	6:39
223	178	Lauren Brosio	Sr	Palatine (H.S.)	16:38	6:40
224	179	Kim Densberger	So	East Peoria	16:39	6:40
225	180	Nikki Domico	Jr	Metamora	16:39	6:40
226	181	Shontia Chester	Sr	East St. Louis (Sr.)	16:41	6:41
227	182	Jennifer Plaskota	Jr	Naperville (Neuqua Valley)	16:45	6:42
228	183	Katie Zimmer	Fr	Wheeling	16:46	6:43
229	184	Alyssa Kupsko	Fr	Wheaton (W. Warrenville Sout	16:47	6:43
230	185	Lindsey Harris	So	Freeport (H.S.)	16:50	6:44
231	186	Jordan Boles	Fr	Mt. Vernon	16:51	6:45
232	187	Amber Reber	Jr	O'Fallon	16:52	6:45
233	188	Alyssa Heyden	Jr	Naperville (Neuqua Valley)	16:55	6:46
234	189	Jessica Riggs	Fr	Quincy (Sr.)	16:56	6:47
235	190	Heather Cogswell	So	Barrington	16:56	6:47
236	191	Betty Janczy	Jr	Chicago (Kennedy)	16:57	6:47
237	192	Susan Stamm	Jr	Naperville (Central)	16:57	6:47
238	193	Crystal Foltz	Sr	O'Fallon	16:58	6:48
239	194	Andrea Bonner	Jr	O'Fallon	16:59	6:48
240	195	Jenelle Yaun	Fr	Belvidere	17:00	6:48
241	196	Sarah Vaughn	Sr	Chicago (Lincoln Park)	17:02	6:49
242	197	Allison Schutte	Jr	Quincy (Sr.)	17:08	6:51
243	198	Amanda DeCamp	Jr	Schaumburg	17:09	6:52
244	199	Kristin Norris	Jr	Mahomet (M.-Seymour)	17:10	6:52
245	200	Courtney Lambrecht	Fr	Wheaton (North)	17:14	6:54
246	201	Hilary Young	So	Freeport (H.S.)	17:17	6:55
247	202	Jessica Facker	Fr	Metamora	17:21	6:57
248	203	Ashley Klobuchar	So	Barrington	17:22	6:57


PLACE	TmPI	NAME	CL	SCHOOL	TIME	PACE
249	204	Ashley Scollard	Jr	Chicago (Kennedy)	17:24	6:58
250	205	Cecilia Ryon	Sr	Peoria (Notre Dame)	17:30	7:00
251	206	Amelia Vega	Sr	Chicago (Kennedy)	17:42	7:05
252	207	Rachel Larsen	Jr	Roselle (Lake Park)	17:44	7:06
253		Rachel Arnett	Jr	Chicago (Young)	17:45	7:06
254	208	Leticia Diaz	Jr	Chicago (Kennedy)	17:50	7:08
255	209	Melody Smith	Jr	Mahomet (M.-Seymour)	17:50	7:08
256		Erika Chavez	Sr	Chicago (Foreman)	17:51	7:09
257	210	Amanda Somers	Fr	Naperville (Central)	17:54	7:10
258	211	Angie Morgenthal	Sr	Wheeling	17:57	7:11
259	212	Natalie Nielsen	Jr	Peoria (Notre Dame)	18:18	7:19
260	213	Dawn Harper	Sr	East St. Louis (Sr.)	18:55	7:34
261	214	Mindy Buker	Jr	Belvidere	18:59	7:36
262	215	Julia Gerasimchuk	Jr	Chicago (Lincoln Park)	18:59	7:36
263	216	Martha Kanthak	Jr	Chicago (Lincoln Park)	19:00	7:36
264	217	Bekki Wych	So	Belvidere	19:09	7:40
265	218	Laura Cervantes	Jr	Chicago (Kennedy)	19:33	7:50
266	219	Anna Jasiewicz	Fr	Chicago (Kennedy)	19:35	7:50
267	220	Risa Wolk	Jr	Chicago (Lincoln Park)	20:08	8:04
268	221	Elizabeth Bunge	Sr	Barrington	20:11	8:05
269	222	Jessica Wollwage	Jr	Chicago (Lincoln Park)	21:16	8:31















**Buzz! Buzz! Sting! Sting!**

**Go Hornets, Go!**

